



U5700

Submersible Liquid Level Pressure Transducer

SPECIFICATIONS

- High Accuracy
- CE Compliant and Waterproof
- UL Certified
- Variety of Pressure Port Configurations
- Waterproof
- Optional Stainless Steel Snubber
- IP68 Rated Connection and Submersible Polyurethane Jacketed Cable
- Gage, Sealed, Absolute, Compound
- Expedite Configurations Available (10 Days)

The U5700 submersible pressure transducers from the UltraStable line of MEAS, with their modular design, include an IP68 rated connection and submersible polyurethane jacketed cable along with a variety of pressure port options. This latest series features high accuracy and a quick turnaround for demanding commercial and heavy industrial applications, as well as liquid level applications. This series is suitable for measurement of liquid or gas pressure, even for difficult media such as contaminated water, steam, and mildly corrosive fluids.

The transducer's durability is excellent with no O-rings or organics exposed to the pressure media. The transducer can be fully submerged since the wetted materials for the back end consist of FKM Fluoroelastomers, 316 stainless steel and polyurethane. A POM protective cap port option is also available for liquid level applications. The U5700 is weatherproof and exceeds the latest heavy industrial CE requirements including surge protection. The circuit is protected from reverse wiring at input and short circuit at output.

This product is geared to the OEM customer for low to mid volumes. MEAS stands ready to provide a custom design of the U5700 where the volume and application warrants. Additional configurations not listed are either available or possible. Please inquire for further information.

FEATURES

- Heavy Industrial CE Approval
- 10 V/m EMI Protection
- Reverse Polarity Protection on Input
- Short Circuit Protection on Output
- Up to $\pm 0.1\%$ Accuracy
- Up to $\pm 0.75\%$ Total Error Band
- Compact Outline
- IP68 Waterproof Grade
- Custom Cable Lengths
- POM Protective Cap for Liquid Level Applications

APPLICATIONS

- Tank Pressure and Level
- Cryogenic Tanks
- Pump and Compressor Controls
- Marine and Water Systems
- Agricultural Sprayers (Water, Fertilizer, Pesticide)
- Fire Suppression Systems
- Liquid Level Applications
- Refrigeration Systems (Chillers)
- Tractors (Hydraulic)
- Outdoor Pressure Applications

STANDARD RANGES

Range (psi)	Range (Bar)	Gage	Sealed	Absolute	Compound
0 to 002	0 to .14	•	•	•	•
0 to 005	0 to .35	•	•	•	•
0 to 015	0 to 001	•	•	•	•
0 to 030	0 to 002	•	•	•	•
0 to 050	0 to 3.5	•	•	•	•
0 to 100	0 to 007	•	•	•	•
0 to 150	0 to 010	•	•	•	•
0 to 200	0 to 014	•	•	•	•
0 to 300	0 to 020	•	•	•	•
0 to 500	0 to 035	•	•	•	•
0 to 01k	0 to 070	•	•	•	•
0 to 03k	0 to 200	•	•	•	•
0 to 05k	0 to 350	•	•	•	•
0 to 10k	0 to 700	•	•	•	•

Intermediate ranges available upon request.

PERFORMANCE SPECIFICATIONS

Ambient Temperature: 25°C (unless otherwise specified)

PARAMETERS	MIN	TYP	MAX	UNITS	NOTES
Accuracy (RSS of linearity, hysteresis, and repeatability)	-0.5		0.5	%F.S. BFSL	≤ 2psi @ 25°C
	-0.25		0.25	%F.S. BFSL	> 2psi and ≤ 5psi @ 25°C
	-0.1		0.1	%F.S. BFSL	> 5psi and ≤ 500psi @ 25°C
	-0.25		0.25	%F.S. BFSL	> 500psi and ≤ 5000psi @ 25°C
	-0.75		0.75	%F.S. BFSL	> 5000psi @ 25°C
Isolation, Body to any Lead	100			MΩ	@500VDC
Dielectric Strength			2	mA	@500VAC, 1min
Pressure Cycles	1.00E+6			0-FS Cycles	
Proof Pressure	3X		20k psi	Rated	
Burst Pressure	4X		20k psi	Rated	
Long Term Stability (1 year)	-0.1		0.1	%F.S.	
	-1.25		1.25	%F.S.	≤ 2psi
	-1.0		1.0	%F.S.	> 2psi and ≤ 5psi
	-0.75		0.75	%F.S.	> 5psi and ≤ 5000psi
	-1.25		1.25	%F.S.	> 5000psi
Compensated Temperature	-10		+60	°C	
Usage Temperature	-10		+60	°C	
Storage Temperature	-10		+60	°C	
Gland Seal Pressure Rating			300	psi	
Wetted Materials	Polyoxymethylene, FKM Fluoroelastomers, Stainless Steel 316, Submersible Polyurethane Jacketed Cable				
Load Resistance (R _L)	< (Supply Voltage -9V) / 0.02A			Ω	Current Output
Load Resistance (R _L)	R _L > 100k			Ω	Voltage Output
Current Consumption			5	mA	Voltage Output
Response Time (10% to 90%)	<2ms (Voltage Output); Without Snubber				
Pressure Port Material	316L Stainless Steel (port & housing); 316L Stainless Steel Snubber				
Shock	50g, 11msec Half Sine Shock per MIL-STD-202G, Method 213B, Condition A				
Vibration	±20g, MIL-STD-810C, Procedure 514.2, Fig 514.2-2, Curve L				

For custom configurations, consult factory.

Notes

Compensated Temperature: The temperature range over which the product will produce an output proportional to pressure within the specified performance limits.

Usage Temperature: The temperature range over which the product will maintain the IP68 rating.

Storage Temperature: The temperature range over which the product can be stored safely in occasions without pressure applied or power input and remains rated performance. Beyond this temperature range may cause permanent damage to the product.

All configurations are built with voltage reverse and output short-circuit protections.

CE Compliance

EN 55022 Emissions Class A & B

IEC 61000-4-2 Electrostatic Discharge Immunity (8kV contact/15kV air)

IEC 61000-4-3 Radiated, Radio-Frequency Electromagnetic Field Immunity (10V/m, 80M-1GHz)

IEC 61000-4-4 Electrical Fast Transient Immunity (1kV)

IEC 61000-4-5 Surge Immunity (V+ to V-: ±2KV/42Ω; L to Case: ±1KV/12Ω; V- to V₀: ±1KV/42Ω)

IEC 61000-4-6 Immunity to Conducted Disturbances Induced by Radio Frequency

Fields (150K~80MHz, 10V level for voltage output models, 3V level for current output model)

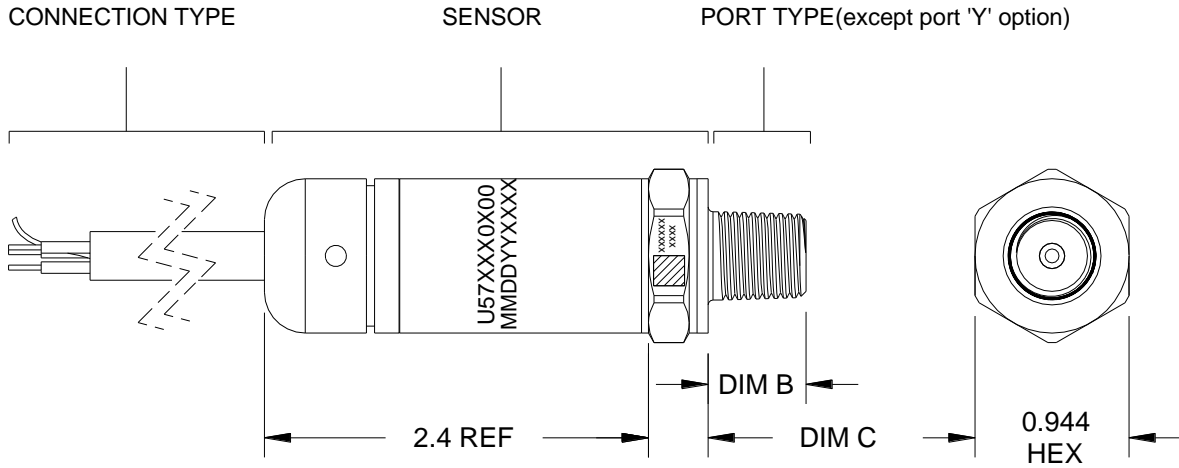
IEC 61000-4-9 Pulse Magnetic Field Immunity (100A/m peak)

For all CE compliance tests, max allowed output deviation ±1.5 %F.S.

U5700

Submersible Liquid Level Pressure Transducer

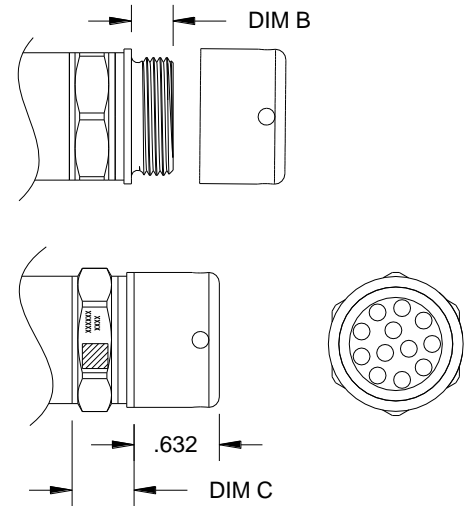
DIMENSIONS [mm]



PRESSURE PORT TYPE

CODE	PORT	DIM B	DIM C REF.
2	1/4-19 BSPP	0.472 [11.94]	0.366 [9.3]
3	G3/8 JIS B2351	0.540 [13.72]	0.366 [9.3]
4	7/16-20UNF MALE SAE J1926-2 STRAIGHT THREAD O-RING BUNA-N 90SH-904	0.433 [11.0]	0.366 [9.3]
5	1/4-18 NPT	0.600 [15.24]	0.366 [9.3]
6	1/8-27 NPT	0.390 [9.91]	0.366 [9.3]
B	G1/4 JIS B2351	0.472 [11.94]	0.366 [9.3]
E	1/4-19 BSPT	0.500 [12.7]	0.366 [9.3]
F	1/4-19 BSPP FEMALE (without snubber)	0.771 [19.58]	0.366 [9.3]
P	7/16-20UNF FEMALE SAE J514 STRAIGHT THREAD WITH INTEGRAL VALVE DEPRESSOR	0.687 [17.5]	0.366 [9.3]
N	7/16-20UNF FEMALE SAE J513 STRAIGHT THREAD	0.687 [17.5]	0.366 [9.3]
Q	M10 x 1.0 mm ISO 6149-2	0.374 [9.5]	0.366 [9.3]
S	M12 x 1.5 mm ISO 6149-2	0.433 [11.0]	0.366 [9.3]
U	G/14 DIN 3852 FORM E GASKET DIN3869-14 NBR	0.472 [11.94]	0.445 [11.3]
W	M20 x 1.5 mm ISO 6149-2	0.551 [14.0]	0.366 [9.3]
G	M14 x 1.5 mm ISO 6149-2	0.433 [11.0]	0.366 [9.3]
Y	7/8-20UNEF MALE WITH POLYOXYMETHYLENE END CAP	0.46 [11.68]	0.31 [7.87]

COMMON WATER LEVEL MEASUREMENT PORT WITH DELRIN CAP WITH SCREEN

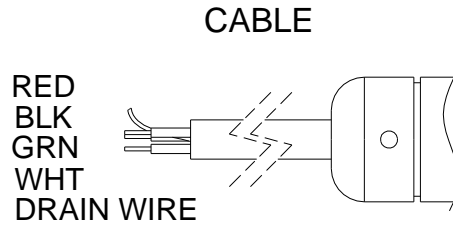


PRESSURE PORT 'Y' OPTION

U5700

Submersible Liquid Level Pressure Transducer

WIRING



**CABLE WITH GLAND SEAL
4 WIRE, 22AWG, SHIELD, VENT TUBE
SUBMERSIBLE POLYURETHANE JACKETED CABLE**

Connection (Current Output)					
CONNECTION	+SUPPLY	-SUPPLY	GROUND	P REF VENT	
CABLE	RED	BLK	DRAIN WIRE	IN CABLE	

Connection (Voltage Output)					
CONNECTION	+SUPPLY	+OUTPUT	COMMON	GROUND	P REF VENT
CABLE	RED	WHT	BLK	DRAIN WIRE	IN CABLE

Notes:

1. The drain wire is internally terminated to pressure port.
2. A psiG transducer requires a vent to atmosphere on the pressure reference. This is accomplished via a vent tube in the cable. The end of the cable should be terminated to a clean dry area.
3. The IP68 rating is only met when the cable termination is to a dry clean area. Moisture can enter the transducer through the vent tube at the cable termination.

OUTPUTS

CODE	OUTPUT SIGNAL	SUPPLY VOLTAGE
3	0.5 - 4.5V	5 ± 0.25V
	RATIOMETRIC	PROTECTED to 30V
4	1 - 5V	8 - 30V
5	4 - 20mA	9 - 30V
6	0 - 5V	8 - 30V
7	0 - 10V	12 - 30V
8	1 - 6V	8 - 30V
9	0.5 - 4.5V	8 - 30V

U5700

Submersible Liquid Level Pressure Transducer

ORDERING INFORMATION

U57 3 005 0 0 00 1 5 100P G

Output		
Code	Output Signal	Supply Voltage
3	0.5 – 4.5V Ratiometric	5±0.25V Protected to 30V
4	1 – 5V	8 – 30V
5	4 – 20mA	9 – 30V
6	0 – 5V	8 – 30V
7	0 – 10V	12 – 30V
8	1 – 6V	8 – 30V
9	0.5 – 4.5V	8 – 30V

Cable Length	
xxxx	002-999feet

Shipping	
0	Standard
H	Expedite

Selections in blue (expedite) have a 10-business day lead time with a 19-piece maximum order

Snubber	
0	No Snubber
1	With Snubber

Label Type	
1	Laser Marking

Pressure Port	
2	1/4-19 BSPP
3	G3/8 JIS B2351
4	7/16-20UNF Male SAE J1326-2 Straight Thread O-Ring BUNA-N 90SH-904
5	1/4-18 NPT
6	1/8-27 NPT
B	G1/4 JIS B2351
E	1/4-19 BSPT
F	1/4-19 BSPP Female w/o Snubber
P	7/16-20 UNF Female SAE J513 Straight Thread
N	7/16-20 UNF Female SAE J513 Straight Thread
Q	M10x1.0mm ISO 6149-2
S	M12x1.5mm ISO 6149-2
U	G1/4 DIN 3852 form E Gasket DIN3869-14 NBR
W	M20x1.5mm ISO6149-2
G	M14x1.5mm ISO6149-2
Y	7/8-20 UNEF Male with Delrin End Cap

Refer to online installation instruction for recommended torque.

Pressure Range [psi]	
psi std	bar std
002P	.14B
005P	.35B
015P	001B
030P	002B
050P	3.5B
100P	007B
150P	010B
200P	014B
300P	020B
500P	035B
01KP	070B
03KP	200B
05KP	350B
10KP	700B

Pressure Type	
G	Gauge
S	Sealed
A	Absolute
C	Compound
G	Gauge
S	Sealed
A	Absolute
C	Compound
G	Gauge
S	Sealed (Port 2,5 only)
A	Absolute (Port 2,5 only)
C	Compound

Compound pressure range is -14.7 to xxxpsig or -1 to xxxbarg.
(e.g. 200PC: -14.7 to 200psig, 020BC: -1 to 20barg)

NORTH AMERICA

Measurement Specialties, Inc.,
a TE Connectivity Company
Phone: 800-522-6752
Email: customercare.fmt@te.com

EUROPE

Measurement Specialties (Europe), Ltd.,
a TE Connectivity Company
Phone: +31 73 624 6999
Email: customercare.lcsb@te.com

ASIA

Measurement Specialties (China), Ltd.,
a TE Connectivity Company
Phone: 0400-820-6015
Email: customercare.shzn@te.com

TE.com/sensorsolutions

Measurement Specialties, Inc., a TE Connectivity company.

Measurement Specialties, TE Connectivity, TE Connectivity (logo) and EVERY CONNECTION COUNTS are trademarks. All other logos, products and/or company names referred to herein might be trademarks of their respective owners.

The information given herein, including drawings, illustrations and schematics which are intended for illustration purposes only, is believed to be reliable. However, TE Connectivity makes no warranties as to its accuracy or completeness and disclaims any liability in connection with its use. TE Connectivity's obligations shall only be as set forth in TE Connectivity's Standard Terms and Conditions of Sale for this product and in no case will TE Connectivity be liable for any incidental, indirect or consequential damages arising out of the sale, resale, use or misuse of the product. Users of TE Connectivity products should make their own evaluation to determine the suitability of each such product for the specific application.

© 2015 TE Connectivity Ltd. family of companies All Rights Reserved.

Компания «Океан Электроники» предлагает заключение долгосрочных отношений при поставках импортных электронных компонентов на взаимовыгодных условиях!

Наши преимущества:

- Поставка оригинальных импортных электронных компонентов напрямую с производств Америки, Европы и Азии, а так же с крупнейших складов мира;
- Широкая линейка поставок активных и пассивных импортных электронных компонентов (более 30 млн. наименований);
- Поставка сложных, дефицитных, либо снятых с производства позиций;
- Оперативные сроки поставки под заказ (от 5 рабочих дней);
- Экспресс доставка в любую точку России;
- Помощь Конструкторского Отдела и консультации квалифицированных инженеров;
- Техническая поддержка проекта, помощь в подборе аналогов, поставка прототипов;
- Поставка электронных компонентов под контролем ВП;
- Система менеджмента качества сертифицирована по Международному стандарту ISO 9001;
- При необходимости вся продукция военного и аэрокосмического назначения проходит испытания и сертификацию в лаборатории (по согласованию с заказчиком);
- Поставка специализированных компонентов военного и аэрокосмического уровня качества (Xilinx, Altera, Analog Devices, Intersil, Interpoint, Microsemi, Actel, Aeroflex, Peregrine, VPT, Syfer, Eurofarad, Texas Instruments, MS Kennedy, Miteq, Cobham, E2V, MA-COM, Hittite, Mini-Circuits, General Dynamics и др.);

Компания «Океан Электроники» является официальным дистрибьютором и эксклюзивным представителем в России одного из крупнейших производителей разъемов военного и аэрокосмического назначения «JONHON», а так же официальным дистрибьютором и эксклюзивным представителем в России производителя высокотехнологичных и надежных решений для передачи СВЧ сигналов «FORSTAR».



JONHON

«JONHON» (основан в 1970 г.)

Разъемы специального, военного и аэрокосмического назначения:

(Применяются в военной, авиационной, аэрокосмической, морской, железнодорожной, горно- и нефтедобывающей отраслях промышленности)

«FORSTAR» (основан в 1998 г.)

ВЧ соединители, коаксиальные кабели, кабельные сборки и микроволновые компоненты:

(Применяются в телекоммуникациях гражданского и специального назначения, в средствах связи, РЛС, а так же военной, авиационной и аэрокосмической отраслях промышленности).



Телефон: 8 (812) 309-75-97 (многоканальный)

Факс: 8 (812) 320-03-32

Электронная почта: ocean@oceanchips.ru

Web: <http://oceanchips.ru/>

Адрес: 198099, г. Санкт-Петербург, ул. Калинина, д. 2, корп. 4, лит. А