

A. System Overview

B1. Cable Ties

B2. Cable Accessories

B3. Stainless Steel Ties

C1. Wiring Duct

C2. Surface Raceway

C3. Abrasion Protection

C4. Cable Management

D1. Terminals

D2. Power Connectors

D3. Grounding Connectors

E1. Labeling Systems

E2. Labels

E3. Pre-Printed & Write-On Markers

E4. Permanent Identification

E5. Lockout/Tagout & Safety Solutions

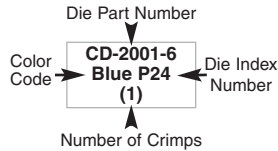
F. Index

**For use with Copper Conductors**

## Installation Tooling and Die Selections for: Types LCAS and SCSS

### How to read this chart

For LCA6 lug and CT-2001 crimping tool:



### Panduit (See Compression Connector Tools Selection Guide, Pages D3.34 – D3.36)

### Thomas & Betts

| Panduit Part Number | Std. Wire Size | Wire Strip Length (In.) | Panduit (See Compression Connector Tools Selection Guide, Pages D3.34 – D3.36) |                         |                                                                                                                                                                                                   |                                                                                            |                                                                         | Thomas & Betts |               |                          |
|---------------------|----------------|-------------------------|--------------------------------------------------------------------------------|-------------------------|---------------------------------------------------------------------------------------------------------------------------------------------------------------------------------------------------|--------------------------------------------------------------------------------------------|-------------------------------------------------------------------------|----------------|---------------|--------------------------|
|                     |                |                         | CT-1700 <sup>①</sup>                                                           | CT-720                  | CT-920, CT-920CH, CT-930, CT-930CH, CT-2930, CT-2930/L, CT-2930/LE, CT-930LPCH, CT-2931, CT-2940 <sup>③</sup> , CT-2940/L <sup>③</sup> , CT-2940/LE <sup>③</sup> , CT-2920, CT-940CH <sup>③</sup> | Uni-Die™<br>CT-980, CT-2980, CT-2980/L, CT-2980/LE, CT-980CH, CT-2981, CT-980LPCH, CT-2950 | CT-2001, CT-2001/L, CT-2001/LE, CT-2002, CT-2002/L, CT-3001, CT-3001/E, | TBM20S, TBM25S | TBM5          | TBM6, TBM6S, TBM8, 25000 |
| L=Lug<br>S=Splice   |                |                         | Die Part Number/Color Code and Die Index Number/(Number Of Crimps)             |                         |                                                                                                                                                                                                   |                                                                                            |                                                                         |                |               |                          |
| <b>LCAS8</b>        | #8 AWG         | 1/2                     | Red P21 (2)                                                                    | CD-720-1 Red P21 (1)    | CD-920-8 Red P21 (1)                                                                                                                                                                              | —                                                                                          | CD-2001-8 Red P21 (1)                                                   | Red 21 (2)     | Red 21 (1)    | Red 21 (1)               |
| <b>SCSS8</b>        |                | 7/16                    |                                                                                |                         |                                                                                                                                                                                                   |                                                                                            |                                                                         |                |               |                          |
| <b>LCAS6</b>        | #6 AWG         | 9/16                    | Blue P24 (2)                                                                   | CD-720-1 Blue P24 (1)   | CD-920-6 Blue P24 (1)                                                                                                                                                                             | —                                                                                          | CD-2001-6 Blue P24 (1)                                                  | Blue 24 (2)    | Blue 24 (1)   | Blue 24 (1)              |
| <b>SCSS6</b>        |                | 7/16                    |                                                                                |                         |                                                                                                                                                                                                   |                                                                                            |                                                                         |                |               |                          |
| <b>LCAS4</b>        | #4 AWG         | 5/8                     | Gray P29 (2)                                                                   | CD-720-1 Gray P29 (1)   | CD-920-4 Gray P29 (1)                                                                                                                                                                             | (1)                                                                                        | CD-2001-4 Gray P29 (1)                                                  | Gray 29 (2)    | Gray 29 (2)   | Gray 29 (2)              |
| <b>SCSS4</b>        |                | 7/16                    |                                                                                |                         |                                                                                                                                                                                                   |                                                                                            |                                                                         |                |               |                          |
| <b>LCAS2</b>        | #2 AWG         | 5/8                     | Brown P33 (2)                                                                  | CD-720-1 Brown P33 (1)  | CD-920-2 Brown P33 (1)                                                                                                                                                                            | (1)                                                                                        | CD-2001-2 Brown P33 (1)                                                 | Brown 33 (2)   | Brown 33 (2)  | Brown 33 (2)             |
| <b>SCSS2</b>        |                | 9/16                    |                                                                                |                         |                                                                                                                                                                                                   |                                                                                            |                                                                         |                |               |                          |
| <b>LCAS1</b>        | #1 AWG         | 11/16                   | Green P37 (3)                                                                  | CD-720-2 Green P37 (1)  | CD-920-1 Green P37 (1)                                                                                                                                                                            | (1)                                                                                        | CD-2001-1 Green P37 (1)                                                 | —              | Green 37 (1)  | Green 37 (1)             |
| <b>SCSS1</b>        |                |                         |                                                                                |                         |                                                                                                                                                                                                   |                                                                                            |                                                                         |                |               |                          |
| <b>LCAS1/0</b>      | 1/0 AWG        | 3/4                     | —                                                                              | CD-720-2 Pink P42 (1)   | CD-920-1/0 Pink P42 (1)                                                                                                                                                                           | (1)                                                                                        | CD-2001-1/0 Pink P42 (1)                                                | —              | Pink 42 (1)   | Pink 42 (1)              |
| <b>SCSS1/0</b>      |                | 11/16                   |                                                                                |                         |                                                                                                                                                                                                   |                                                                                            |                                                                         |                |               |                          |
| <b>LCAS2/0</b>      | 2/0 AWG        | 3/4                     | —                                                                              | CD-720-2 Black P45 (2)  | CD-920-2/0 Black P45 (1)                                                                                                                                                                          | (1)                                                                                        | CD-2001-2/0 Black P45 (2)                                               | —              | Black 45 (2)  | Black 45 (2)             |
| <b>SCSS2/0</b>      |                |                         |                                                                                |                         |                                                                                                                                                                                                   |                                                                                            |                                                                         |                |               |                          |
| <b>LCAS3/0</b>      | 3/0 AWG        | 7/8                     | —                                                                              | CD-720-2 Orange P50 (2) | CD-920-3/0 Orange P50 (1)                                                                                                                                                                         | (1)                                                                                        | CD-2001-3/0 Orange P50 (2)                                              | —              | Orange 50 (2) | Orange 50 (2)            |
| <b>SCSS3/0</b>      |                | 3/4                     |                                                                                |                         |                                                                                                                                                                                                   |                                                                                            |                                                                         |                |               |                          |
| <b>LCAS4/0</b>      | 4/0 AWG        | 1                       | —                                                                              | CD-720-3 Purple P54 (2) | CD-920-4/0 Purple P54 (1)                                                                                                                                                                         | (1)                                                                                        | CD-2001-4/0 Purple P54 (2)                                              | —              | Purple 54 (2) | Purple 54 (2)            |
| <b>SCSS4/0</b>      |                | 13/16                   |                                                                                |                         |                                                                                                                                                                                                   |                                                                                            |                                                                         |                |               |                          |
| <b>LCAS250</b>      | 250 kcmil      | 1-1/8                   | —                                                                              | CD-720-3 Yellow P62 (2) | CD-920-250 Yellow P62 (1)                                                                                                                                                                         | (1)                                                                                        | CD-2001-250 Yellow P62 (2)                                              | —              | Yellow 62 (2) | Yellow 62 (2)            |
| <b>SCSS250</b>      |                | 1-1/16                  |                                                                                |                         |                                                                                                                                                                                                   |                                                                                            |                                                                         |                |               |                          |

①The CT-1700 crimp die pockets are integrated into the tool frame.  
 ③CD-920 dies can be used with CT-940CH and CT-2940 tools with the CD-940-DA adapter.

For use with  
Copper  
Conductors

## Installation Tooling and Die Selections for: Types LCAS and SCSS (continued)

| Thomas & Betts                                                     |                                |                                                                       |                                                | Burndy                   |            |                                                                                                                   |                                                    | Anderson   | Penn-Union | Greenlee      |
|--------------------------------------------------------------------|--------------------------------|-----------------------------------------------------------------------|------------------------------------------------|--------------------------|------------|-------------------------------------------------------------------------------------------------------------------|----------------------------------------------------|------------|------------|---------------|
| TBM12,<br>13642M                                                   | TBM15,<br>TBM15I,<br>TBM15BSCR | TBM8-750M-I,<br>TBM8-750,<br>TBM8-750BSCR,<br>TBM750BSCR <sup>④</sup> | TBM14M,<br>TBM14BSCR,<br>BPLT14BSCR,<br>13100A | Y2MR,<br>Y1MRTC,<br>Y1MR | MY29       | Y35, Y35BH, Y39,<br>Y39BH,<br>Y45, Y46, Y750,<br>Y750-2, Y750BH,<br>Y750BH-2,<br>Y750HS, PAT750,<br>BAT750, BAT35 | Y644M,<br>Y644HS,<br>Y644MBH,<br>PAT644,<br>BAT644 | VC6        | TDY-1      | 1989          |
| Die Part Number/Color Code and Die Index Number/(Number of Crimps) |                                |                                                                       |                                                |                          |            |                                                                                                                   |                                                    |            |            |               |
| Red 21<br>(1)                                                      | Red 21<br>(1)                  | STD<br>(1)                                                            | Red 21<br>(1)                                  | Red<br>(2)               | #8<br>(1)  | U8CRT<br>Red 49<br>(1)                                                                                            | —                                                  | —          | —          | —             |
| Blue 24<br>(1)                                                     | Blue 24<br>(1)                 | STD<br>(1)                                                            | Blue 24<br>(1)                                 | Blue<br>(2)              | #6<br>(1)  | U5CRT<br>Blue 7<br>(1)                                                                                            | STD<br>(1)                                         | STD<br>(1) | —          | —             |
| Gray 29<br>(1)                                                     | Gray 29<br>(1)                 | STD<br>(1)                                                            | Gray 29<br>(1)                                 | Gray<br>(2)              | #4<br>(1)  | U4CRT<br>Gray 8<br>(1)                                                                                            | STD<br>(1)                                         | STD<br>(1) | STD<br>(1) | STD<br>(1)    |
| Brown 33<br>(1)                                                    | Brown 33<br>(1)                | STD<br>(1)                                                            | Brown 33<br>(1)                                | Brown<br>(2)             | #2<br>(1)  | U2CRT<br>Brown 10<br>(1)                                                                                          | STD<br>(1)                                         | STD<br>(1) | STD<br>(1) | STD<br>(1)    |
| Green 37<br>(1)                                                    | Green 37<br>(1)                | STD<br>(1)                                                            | Green 37<br>(1)                                | —                        | #1<br>(1)  | U1CRT<br>Green 11<br>(1)                                                                                          | STD<br>(1)                                         | STD<br>(1) | STD<br>(1) | STD<br>(1)    |
| Pink 42<br>(1)                                                     | Pink 42H <sup>②</sup><br>(2)   | STD<br>(1)                                                            | Pink 42H <sup>②</sup><br>(2)                   | —                        | 1/0<br>(1) | U25RT<br>Pink 12<br>(1)                                                                                           | STD<br>(1)                                         | STD<br>(1) | STD<br>(1) | STD<br>(1)    |
| Black 45<br>(1)                                                    | Black 45<br>(1)                | STD<br>(1)                                                            | Black 45<br>(1)                                | —                        | 2/0<br>(1) | U26RT<br>Black 13<br>(1)                                                                                          | STD<br>(1)                                         | STD<br>(1) | STD<br>(1) | STD<br>(1)    |
| Orange 50<br>(1)                                                   | Orange 50<br>(1)               | STD<br>(1)                                                            | Orange 50<br>(1)                               | —                        | 3/0<br>(1) | U27RT<br>Orange 14<br>(1)                                                                                         | STD<br>(1)                                         | STD<br>(1) | STD<br>(1) | STD<br>(1)    |
| Purple 54<br>(1)                                                   | Purple 54H <sup>②</sup><br>(2) | STD<br>(1)                                                            | Purple 54H <sup>②</sup><br>(2)                 | —                        | 4/0<br>(1) | U28RT<br>Purple 15<br>(1)                                                                                         | STD<br>(1)                                         | STD<br>(1) | STD<br>(1) | STD<br>(1)    |
| Yellow 62<br>(1)                                                   | Yellow 62<br>(1)               | STD<br>(1)                                                            | Yellow 62<br>(1)                               | —                        | 250<br>(1) | U29RT<br>Yellow 16<br>(1)                                                                                         | STD<br>(1)                                         | STD<br>(2) | —          | Yellow<br>(2) |

②Half width dies.

④Minimum size: #4 AWG lugs and splices.

A.  
System  
Overview

B1.  
Cable Ties

B2.  
Cable  
Accessories

B3.  
Stainless  
Steel Ties

C1.  
Wiring  
Duct

C2.  
Surface  
Raceway

C3.  
Abrasion  
Protection

C4.  
Cable  
Management

D1.  
Terminals

D2.  
Power  
Connectors

D3.  
Grounding  
Connectors

E1.  
Labeling  
Systems

E2.  
Labels

E3.  
Pre-Printed  
& Write-On  
Markers

E4.  
Permanent  
Identification

E5.  
Lockout/  
Tagout  
& Safety  
Solutions

F.  
Index

A. System Overview

B1. Cable Ties

B2. Cable Accessories

B3. Stainless Steel Ties

C1. Wiring Duct

C2. Surface Raceway

C3. Abrasion Protection

C4. Cable Management

D1. Terminals

D2. Power Connectors

D3. Grounding Connectors

E1. Labeling Systems

E2. Labels

E3. Pre-Printed & Write-On Markers

E4. Permanent Identification

E5. Lockout/Tagout & Safety Solutions

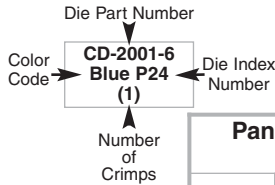
F. Index

**For use with Copper Conductors**

## Installation Tooling and Die Selections for: Types LCA, LCA<sup>N</sup>, LCD, LCD<sup>N</sup> and SCS

How to read this chart

For LCA6 lug and CT-2001 crimping tool:



| Panduit (See Compression Connector Tools Selection Guide, Pages D3.34 – D3.36) |                                      |                         |                                                                    |                      |                      |                         |                                                                                                                                                                                        | Thomas & Betts                                                                                                                                  |                                                                        |                |                                |               |
|--------------------------------------------------------------------------------|--------------------------------------|-------------------------|--------------------------------------------------------------------|----------------------|----------------------|-------------------------|----------------------------------------------------------------------------------------------------------------------------------------------------------------------------------------|-------------------------------------------------------------------------------------------------------------------------------------------------|------------------------------------------------------------------------|----------------|--------------------------------|---------------|
| Panduit Part Number                                                            | Std. Wire Size                       | Wire Strip Length (In.) | CT-1570                                                            | CT-1701 <sup>①</sup> | CT-1700 <sup>①</sup> | CT-720                  | CT-920, CT-920CH, CT-930, CT-930CH, CT-930LPCH <sup>®</sup> , CT-2920, CT-2930, CT-2930/L, CT-2930/LE, CT-2931, CT-940CH <sup>®</sup> , CT-2940 <sup>®</sup> , CT-2940/LE <sup>®</sup> | Uni-Die™ Dieless CT-980, CT-2980, CT-2980/L, CT-2980/LE, CT-980LPCH <sup>®</sup> , CT-980CH, CT-2950 <sup>®</sup> , CT-2981 Extended Wire Range | CT-2001, CT-2001/L, CT-2001/LE, CT-2002, CT-2002/L, CT-3001, CT-3001/E | TBM20S, TBM25S | TBM6, TBM6S, 25000, TBM5, TBM8 | TBM12, 13642M |
| L = Lug<br>S = Splice                                                          |                                      |                         | Die Part Number/Color Code and Die Index Number/(Number of Crimps) |                      |                      |                         |                                                                                                                                                                                        |                                                                                                                                                 |                                                                        |                |                                |               |
| LCA10<br>LCD10                                                                 | #14 – #10 AWG STR, #12 – #10 AWG SOL | 7/16                    | 12-10 (1)                                                          | P10 (1)              | —                    | —                       | —                                                                                                                                                                                      | —                                                                                                                                               | —                                                                      | —              | —                              | —             |
| LCA8<br>LCA <sup>N</sup> 8<br>LCD8<br>LCD <sup>N</sup> 8                       | #8 AWG                               | 5/8                     | —                                                                  | —                    | Red P21 (2)          | CD-720-1 Red P21 (1)    | CD-920-8 Red P21 (1)                                                                                                                                                                   | —                                                                                                                                               | CD-2001-8 Red P21 (1)                                                  | Red 21 (2)     | Red 21 (1)                     | Red 21 (1)    |
| SCS8                                                                           |                                      | 11/16                   |                                                                    |                      |                      |                         |                                                                                                                                                                                        |                                                                                                                                                 |                                                                        |                |                                |               |
| LCA6<br>LCA <sup>N</sup> 6<br>LCD6<br>LCD <sup>N</sup> 6                       | #6 AWG                               | 7/8                     | —                                                                  | —                    | Blue P24 (2)         | CD-720-1 Blue P24 (1)   | CD-920-6 Blue P24 (1)                                                                                                                                                                  | —                                                                                                                                               | CD-2001-6 Blue P24 (1)                                                 | Blue 24 (2)    | Blue 24 (1)                    | Blue 24 (1)   |
| SCS6                                                                           |                                      | 13/16                   |                                                                    |                      |                      |                         |                                                                                                                                                                                        |                                                                                                                                                 |                                                                        |                |                                |               |
| LCA4<br>LCA <sup>N</sup> 4<br>LCD4<br>LCD <sup>N</sup> 4                       | #4 – #3 AWG STR, #2 AWG SOL          | 7/8                     | —                                                                  | —                    | Gray P29 (2)         | CD-720-1 Gray P29 (1)   | CD-920-4 Gray P29 (1)                                                                                                                                                                  | #4 – #2 AWG #2 AWG SOL Only (1)                                                                                                                 | CD-2001-4 Gray P29 (1)                                                 | Gray 29 (2)    | Gray 29 (1)                    | Gray 29 (1)   |
| SCS4                                                                           |                                      | 13/16                   |                                                                    |                      |                      |                         |                                                                                                                                                                                        |                                                                                                                                                 |                                                                        |                |                                |               |
| LCA2<br>LCA <sup>N</sup> 2 <sup>®</sup><br>LCD2<br>LCD <sup>N</sup> 2          | #2 AWG                               | 15/16                   | —                                                                  | —                    | Brown P33 (2)        | CD-720-1 Brown P33 (1)  | CD-920-2 Brown P33 (1)                                                                                                                                                                 | #6 – #2 AWG (1)                                                                                                                                 | CD-2001-2 Brown P33 (1)                                                | Brown 33 (2)   | Brown 33 (1)                   | Brown 33 (1)  |
| SCS2                                                                           |                                      | 7/8                     |                                                                    |                      |                      |                         |                                                                                                                                                                                        |                                                                                                                                                 |                                                                        |                |                                |               |
| LCA1<br>LCA <sup>N</sup> 1<br>LCD1<br>LCD <sup>N</sup> 1                       | #1 AWG                               | 15/16                   | —                                                                  | —                    | Green P37 (3)        | CD-720-2 Green P37 (1)  | CD-920-1 Green P37 (1)                                                                                                                                                                 | #6 – #1 AWG (1)                                                                                                                                 | CD-2001-1 Green P37 (1)                                                | —              | Green 37 (1)                   | Green 37 (1)  |
| SCS1                                                                           |                                      | 7/8                     |                                                                    |                      |                      |                         |                                                                                                                                                                                        |                                                                                                                                                 |                                                                        |                |                                |               |
| LCA1/0<br>LCA <sup>N</sup> 1/0<br>LCD1/0<br>LCD <sup>N</sup> 1/0               | 1/0 AWG                              | 1                       | —                                                                  | —                    | —                    | CD-720-2 Pink P42 (1)   | CD-920-1/0 Pink P42 (1)                                                                                                                                                                | #6 – 1/0 AWG (1)                                                                                                                                | CD-2001-1/0 Pink P42 (1)                                               | —              | Pink 42 (1)                    | Pink 42 (1)   |
| SCS1/0                                                                         |                                      | 7/8                     |                                                                    |                      |                      |                         |                                                                                                                                                                                        |                                                                                                                                                 |                                                                        |                |                                |               |
| LCA2/0<br>LCA <sup>N</sup> 2/0<br>LCD2/0<br>LCD <sup>N</sup> 2/0               | 2/0 AWG                              | 1-1/16                  | —                                                                  | —                    | —                    | CD-720-2 Black P45 (2)  | CD-920-2/0 Black P45 (2)                                                                                                                                                               | #4 – 2/0 AWG (1)                                                                                                                                | CD-2001-2/0 Black P45 (2)                                              | —              | Black 45 (2)                   | Black 45 (1)  |
| SCS2/0                                                                         |                                      | 15/16                   |                                                                    |                      |                      |                         |                                                                                                                                                                                        |                                                                                                                                                 |                                                                        |                |                                |               |
| LCA3/0<br>LCA <sup>N</sup> 3/0<br>LCD3/0<br>LCD <sup>N</sup> 3/0               | 3/0 AWG                              | 1-3/16                  | —                                                                  | —                    | —                    | CD-720-2 Orange P50 (2) | CD-920-3/0 Orange P50 (2)                                                                                                                                                              | #2 – 3/0 AWG (1)                                                                                                                                | CD-2001-3/0 Orange P50 (2)                                             | —              | Orange 50 (2)                  | Orange 50 (1) |
| SCS3/0                                                                         |                                      | 1                       |                                                                    |                      |                      |                         |                                                                                                                                                                                        |                                                                                                                                                 |                                                                        |                |                                |               |

①The CT-1700 and CT-1701 crimp die pockets are integrated into the tool frame.  
 ②CD-920 dies can be used with CT-940CH and CT-2940 tools with CD-940-DA adapter.

③Maximum size: 500 kcmil lugs and 250 kcmil splices.  
 ④Maximum size: 250 kcmil lugs and splices. No extended wire range.

For use with  
Copper  
Conductors

## Installation Tooling and Die Selections for: Types LCA, LCA<sub>N</sub>, LCD, LCD<sub>N</sub> and SCS (continued)

| Thomas & Betts                                                     |                                                           |                                                | Burdndy                  |            |                                                                                                         |                                                               |                                                    | Anderson   | Penn-Union | Greenlee   |
|--------------------------------------------------------------------|-----------------------------------------------------------|------------------------------------------------|--------------------------|------------|---------------------------------------------------------------------------------------------------------|---------------------------------------------------------------|----------------------------------------------------|------------|------------|------------|
| TBM15,<br>TBM15I,<br>TBM15BSCR                                     | TBM8-750M-1,<br>TBM8-750,<br>TBM8-750BSCR,<br>TBM750BSCR® | TBM14M,<br>TBM14BSCR,<br>BPLT14BSCR,<br>13100A | Y2MR,<br>Y1MR,<br>Y1MRTC | MY29       | BAT35, Y39BH,<br>Y35BH, Y750,<br>Y750BH,<br>Y750-2, Y750HS,<br>Y750BH-2, Y39,<br>PAT750,<br>Y35, BAT750 | Y45Ⓣ,<br>Y46Ⓣ                                                 | Y644M,<br>Y644HS,<br>PAT644,<br>BAT644,<br>Y644MBH | VC6        | TDY-1      | 1989       |
| Die Part Number/Color Code and Die Index Number/(Number of Crimps) |                                                           |                                                |                          |            |                                                                                                         |                                                               |                                                    |            |            |            |
| —                                                                  | —                                                         | —                                              | —                        | —          | —                                                                                                       | —                                                             | —                                                  | —          | —          | —          |
| Red 21<br>(1)                                                      | STD<br>(1)                                                | Red 21<br>(1)                                  | Red 49<br>(1)            | #8<br>(1)  | U8CRT<br>Red 49<br>(1)                                                                                  | U8CRT<br>Red 49<br>(1)                                        | —                                                  | —          | —          | —          |
| Blue 24<br>(1)                                                     | STD<br>(1)                                                | Blue 24<br>(1)                                 | Blue 7<br>(2)            | #6<br>(1)  | U5CRT<br>Blue 7<br>(1)                                                                                  | U5CRT<br>Blue 7<br>(1)                                        | STD<br>(1)                                         | STD<br>(1) | —          | —          |
| Gray 29<br>(1)                                                     | STD<br>(1)                                                | Gray 29<br>(1)                                 | Gray 8<br>(2)            | #4<br>(1)  | U4CRT<br>Gray 8<br>(1)                                                                                  | U4CRT<br>Gray 8<br>(1)                                        | STD<br>(1)                                         | STD<br>(1) | —          | STD<br>(1) |
| Brown 33<br>(1)                                                    | STD<br>(1)                                                | Brown 33<br>(1)                                | Brown 10<br>(2)          | #2<br>(1)  | U2CRT<br>Brown 9<br>[solid]/<br>Brown 10<br>[stranded]<br>(1)                                           | U2CRT<br>Brown 9<br>[solid]/<br>Brown 10<br>[stranded]<br>(1) | STD<br>(1)                                         | STD<br>(1) | STD<br>(1) | STD<br>(1) |
| Green<br>37<br>(1)                                                 | STD<br>(1)                                                | Green 37<br>(1)                                | —                        | #1<br>(1)  | U1CRT<br>Green 11<br>(1)                                                                                | U1CRT<br>Green 11<br>(1)                                      | STD<br>(1)                                         | STD<br>(1) | STD<br>(1) | STD<br>(1) |
| Pink 42H <sup>Ⓣ</sup><br>(2)                                       | STD<br>(1)                                                | Pink 42H <sup>Ⓣ</sup><br>(2)                   | —                        | 1/0<br>(1) | U25RT<br>Pink 12<br>(1)                                                                                 | U25RT<br>Pink 12<br>(1)                                       | STD<br>(1)                                         | STD<br>(1) | STD<br>(1) | STD<br>(1) |
| Black 45<br>(1)                                                    | STD<br>(1)                                                | Black 45<br>(1)                                | —                        | 2/0<br>(1) | U26RT<br>Black 13<br>(1)                                                                                | U26RT<br>Black 13<br>(1)                                      | STD<br>(1)                                         | STD<br>(1) | STD<br>(1) | STD<br>(1) |
| Orange<br>50<br>(1)                                                | STD<br>(1)                                                | Orange 50<br>(1)                               | —                        | 3/0<br>(1) | U27RT<br>Orange 14<br>(1)                                                                               | U27RT<br>Orange 14<br>(1)                                     | STD<br>(1)                                         | STD<br>(1) | STD<br>(1) | STD<br>(1) |

ⓉHalf width dies.

ⓉRequires U die adapter.

®Minimum size: #4 AWG lugs and splices.

Chart continues on pages D3.60 – D3.61

A.  
System  
Overview

B1.  
Cable Ties

B2.  
Cable  
Accessories

B3.  
Stainless  
Steel Ties

C1.  
Wiring  
Duct

C2.  
Surface  
Raceway

C3.  
Abrasion  
Protection

C4.  
Cable  
Management

D1.  
Terminals

D2.  
Power  
Connectors

D3.  
Grounding  
Connectors

E1.  
Labeling  
Systems

E2.  
Labels

E3.  
Pre-Printed  
& Write-On  
Markers

E4.  
Permanent  
Identification

E5.  
Lockout/  
Tagout/  
& Safety  
Solutions

F.  
Index

A. System Overview

B1. Cable Ties

B2. Cable Accessories

B3. Stainless Steel Ties

C1. Wiring Duct

C2. Surface Raceway

C3. Abrasion Protection

C4. Cable Management

D1. Terminals

D2. Power Connectors

D3. Grounding Connectors

E1. Labeling Systems

E2. Labels

E3. Pre-Printed & Write-On Markers

E4. Permanent Identification

E5. Lockout/Tagout & Safety Solutions

F. Index

**For use with Copper Conductors**

## Installation Tooling and Die Selections for: Types LCA, LCA<sup>n</sup>, LCD, LCD<sup>n</sup> and SCS (continued)

| Panduit Part Number  | Std. Wire Size | Wire Strip Length (In.) | Panduit (See Compression Connector Tools Selection Guide, Pages D3.34 – D3.36) |                                                                                                                                                                                                                 |                                                                 |                                                                        | Thomas & Betts   |                          |                                |
|----------------------|----------------|-------------------------|--------------------------------------------------------------------------------|-----------------------------------------------------------------------------------------------------------------------------------------------------------------------------------------------------------------|-----------------------------------------------------------------|------------------------------------------------------------------------|------------------|--------------------------|--------------------------------|
|                      |                |                         | CT-720                                                                         | CT-920, CT-920CH, CT-930, CT-930CH, CT-930LPCH <sup>⑥</sup> , CT-2920, CT-2930, CT-2930/L, CT-2930/LE, CT-2931, CT-940CH <sup>③</sup> , CT-2940 <sup>③</sup> , CT-2940/L <sup>③</sup> , CT-2940/LE <sup>③</sup> | CT-980, CT-2980, CT-2980/L, CT-2980/LE, CT-980LPCH <sup>⑥</sup> | CT-2001, CT-2001/L, CT-2001/LE, CT-2002, CT-2002/L, CT-3001, CT-3001/E | TBM5             | TBM6, TBM6S, 25000, TBM8 | TBM12, 13642M                  |
| L=Lug<br>S=Splice    |                |                         | Die Part Number/Color Code and Die Index Number/(Number of Crimps)             |                                                                                                                                                                                                                 |                                                                 |                                                                        |                  |                          |                                |
| LCA4/0               | 4/0 AWG        | 1-1/4                   | CD-720-3<br>Purple P54<br>(2)                                                  | CD-920-4/0<br>Purple P54<br>(2)                                                                                                                                                                                 | 1 – 4/0 AWG<br>(1)                                              | CD-2001-4/0<br>Purple P54<br>(2)                                       | Purple 54<br>(2) | Purple 54<br>(2)         | Purple 54<br>(1)               |
| LCA <sup>n</sup> 4/0 |                |                         |                                                                                |                                                                                                                                                                                                                 |                                                                 |                                                                        |                  |                          |                                |
| LCD4/0               |                |                         |                                                                                |                                                                                                                                                                                                                 |                                                                 |                                                                        |                  |                          |                                |
| LCD <sup>n</sup> 4/0 |                |                         |                                                                                |                                                                                                                                                                                                                 |                                                                 |                                                                        |                  |                          |                                |
| SCS4/0               |                | 1                       |                                                                                |                                                                                                                                                                                                                 |                                                                 |                                                                        |                  |                          |                                |
| LCA250               | 250 kcmil      | 1-5/16                  | CD-720-3<br>Yellow P62<br>(2)                                                  | CD-920-250<br>Yellow P62<br>(2)                                                                                                                                                                                 | 1/0 AWG –<br>250 kcmil<br>(2)                                   | CD-2001-250<br>Yellow P62<br>(2)                                       | Yellow 62<br>(2) | Yellow 62<br>(2)         | Yellow 62<br>(1)               |
| LCA <sup>n</sup> 250 |                |                         |                                                                                |                                                                                                                                                                                                                 |                                                                 |                                                                        |                  |                          |                                |
| LCD250               |                |                         |                                                                                |                                                                                                                                                                                                                 |                                                                 |                                                                        |                  |                          |                                |
| LCD <sup>n</sup> 250 |                |                         |                                                                                |                                                                                                                                                                                                                 |                                                                 |                                                                        |                  |                          |                                |
| SCS250               |                | 1-1/16                  |                                                                                |                                                                                                                                                                                                                 |                                                                 |                                                                        |                  |                          |                                |
| LCA300               | 300 kcmil      | 1-1/2                   | CD-720-4<br>White P66<br>(2)                                                   | CD-920-300<br>White P66<br>(2)                                                                                                                                                                                  | 2/0 AWG –<br>300 kcmil<br>(2)                                   | CD-2001-300<br>White P66<br>(2)                                        | —                | White 66<br>(2)          | White 66H <sup>②</sup><br>(1)  |
| LCA <sup>n</sup> 300 |                |                         |                                                                                |                                                                                                                                                                                                                 |                                                                 |                                                                        |                  |                          |                                |
| LCD300               |                |                         |                                                                                |                                                                                                                                                                                                                 |                                                                 |                                                                        |                  |                          |                                |
| LCD <sup>n</sup> 300 |                |                         |                                                                                |                                                                                                                                                                                                                 |                                                                 |                                                                        |                  |                          |                                |
| SCS300               |                | 1-1/16                  |                                                                                |                                                                                                                                                                                                                 |                                                                 |                                                                        |                  |                          |                                |
| LCA350               | 350 kcmil      | 1-1/2                   | CD-720-5<br>Red P71<br>(2)                                                     | CD-920-350<br>Red P71<br>(2)                                                                                                                                                                                    | 3/0 AWG –<br>350 kcmil<br>(2)                                   | CD-2001-350<br>Red P71<br>(2)                                          | —                | Red 71<br>(2)            | Red 71H <sup>②</sup><br>(2)    |
| LCA <sup>n</sup> 350 |                |                         |                                                                                |                                                                                                                                                                                                                 |                                                                 |                                                                        |                  |                          |                                |
| LCD350               |                |                         |                                                                                |                                                                                                                                                                                                                 |                                                                 |                                                                        |                  |                          |                                |
| LCD <sup>n</sup> 350 |                |                         |                                                                                |                                                                                                                                                                                                                 |                                                                 |                                                                        |                  |                          |                                |
| SCS350               |                | 1-1/8                   |                                                                                |                                                                                                                                                                                                                 |                                                                 |                                                                        |                  |                          |                                |
| LCA400               | 400 kcmil      | 1-9/16                  | CD-720-6<br>Blue P76<br>(2)                                                    | CD-920-400<br>Blue P76<br>(2)                                                                                                                                                                                   | 4/0 AWG –<br>400 kcmil<br>(2)                                   | CD-2001-400<br>Blue P76<br>(3)                                         | —                | Blue 76<br>(2)           | Blue 76H <sup>②</sup><br>(2)   |
| LCA <sup>n</sup> 400 |                |                         |                                                                                |                                                                                                                                                                                                                 |                                                                 |                                                                        |                  |                          |                                |
| LCD400               |                |                         |                                                                                |                                                                                                                                                                                                                 |                                                                 |                                                                        |                  |                          |                                |
| LCD <sup>n</sup> 400 |                |                         |                                                                                |                                                                                                                                                                                                                 |                                                                 |                                                                        |                  |                          |                                |
| SCS400               |                | 1-3/16                  |                                                                                |                                                                                                                                                                                                                 |                                                                 |                                                                        |                  |                          |                                |
| LCA500               | 500 kcmil      | 1-13/16                 | CD-720-7<br>Brown P87<br>(2)                                                   | CD-920-500<br>Brown P87<br>(2)                                                                                                                                                                                  | 4/0 AWG –<br>500 kcmil<br>(2)                                   | CD-2001-500<br>Brown P87<br>(3)                                        | —                | Brown 87<br>(2)          | Brown 87H <sup>②</sup><br>(2)  |
| LCA <sup>n</sup> 500 |                |                         |                                                                                |                                                                                                                                                                                                                 |                                                                 |                                                                        |                  |                          |                                |
| LCD500               |                |                         |                                                                                |                                                                                                                                                                                                                 |                                                                 |                                                                        |                  |                          |                                |
| LCD <sup>n</sup> 500 |                |                         |                                                                                |                                                                                                                                                                                                                 |                                                                 |                                                                        |                  |                          |                                |
| SCS500               |                | 1-3/8                   |                                                                                |                                                                                                                                                                                                                 |                                                                 |                                                                        |                  |                          |                                |
| LCA600               | 600 kcmil      | 1-13/16                 | —                                                                              | CD-920-600<br>Green P94<br>(2)                                                                                                                                                                                  | 250 – 600 kcmil<br>(2)                                          | —                                                                      | —                | —                        | Green 94H <sup>②</sup><br>(2)  |
| LCA <sup>n</sup> 600 |                |                         |                                                                                |                                                                                                                                                                                                                 |                                                                 |                                                                        |                  |                          |                                |
| LCD600               |                |                         |                                                                                |                                                                                                                                                                                                                 |                                                                 |                                                                        |                  |                          |                                |
| LCD <sup>n</sup> 600 |                |                         |                                                                                |                                                                                                                                                                                                                 |                                                                 |                                                                        |                  |                          |                                |
| SCS600               |                | 1-3/8                   |                                                                                |                                                                                                                                                                                                                 |                                                                 |                                                                        |                  |                          |                                |
| LCA750               | 750 kcmil      | 1-15/16                 | —                                                                              | CD920-750<br>CD-940-750 <sup>④</sup><br>Black P106<br>(2)                                                                                                                                                       | 500 – 750 kcmil<br>(2)                                          | —                                                                      | —                | —                        | Black 106H <sup>②</sup><br>(2) |
| LCA <sup>n</sup> 750 |                |                         |                                                                                |                                                                                                                                                                                                                 |                                                                 |                                                                        |                  |                          |                                |
| LCD750               |                |                         |                                                                                |                                                                                                                                                                                                                 |                                                                 |                                                                        |                  |                          |                                |
| LCD <sup>n</sup> 750 |                |                         |                                                                                |                                                                                                                                                                                                                 |                                                                 |                                                                        |                  |                          |                                |
| SCS750               |                | 1-5/8                   |                                                                                |                                                                                                                                                                                                                 |                                                                 |                                                                        |                  |                          |                                |
| LCD1000              | 1000 kcmil     | 1-15/16                 | —                                                                              | CD-940-1000 <sup>④</sup><br>White P125<br>(4)                                                                                                                                                                   | —                                                               | —                                                                      | —                | —                        | —                              |
| SCS1000              |                |                         |                                                                                |                                                                                                                                                                                                                 |                                                                 |                                                                        |                  |                          |                                |

②Half width dies.  
 ③CD-920 dies can be used with CT-940CH and CT-2940 tools with CD-940-DA adapter.  
 ④CD-940 dies to be used exclusively with CT-940CH and CT-2940 tools.  
 ⑤Maximum size: 500 kcmil lugs and 250 kcmil splices.  
 ⑥Maximum size: 250 kcmil lugs and splices. No extended wire range.

For use with  
Copper  
Conductors

## Installation Tooling and Die Selections for: Types LCA, LCAN, LCD, LCDN and SCS (continued)

| Thomas & Betts                                                     |                                                                       |                                                | Burndy                   |            |                                                                                                         |                                        |                                                    | Anderson   | Penn-Union | Greenlee   |
|--------------------------------------------------------------------|-----------------------------------------------------------------------|------------------------------------------------|--------------------------|------------|---------------------------------------------------------------------------------------------------------|----------------------------------------|----------------------------------------------------|------------|------------|------------|
| TBM15,<br>TBM15I,<br>TBM15BSCR                                     | TBM8-750M-1,<br>TBM8-750,<br>TBM8-750BSCR,<br>TBM750BSCR <sup>®</sup> | TBM14M,<br>TBM14BSCR,<br>BPLT14BSCR,<br>13100A | Y2MR,<br>Y1MR,<br>Y1MRTC | MY29       | BAT35, Y35BH,<br>Y750, Y39BH,<br>Y750BH,<br>Y750-2, Y750HS,<br>Y750BH-2,<br>Y39, PAT750,<br>Y35, BAT750 | Y45 <sup>Ⓣ</sup> ,<br>Y46 <sup>Ⓣ</sup> | Y644M,<br>Y644HS,<br>PAT644,<br>BAT644,<br>Y644MBH | VC6        | TDY-1      | 1989       |
| Die Part Number/Color Code and Die Index Number/(Number of Crimps) |                                                                       |                                                |                          |            |                                                                                                         |                                        |                                                    |            |            |            |
| Purple<br>54H <sup>Ⓣ</sup><br>(2)                                  | STD<br>(1)                                                            | Purple<br>54H <sup>Ⓣ</sup><br>(2)              | —                        | 4/0<br>(1) | U28RT<br>Purple 15<br>(1)                                                                               | U28RT<br>Purple 15<br>(1)              | STD<br>(1)                                         | STD<br>(1) | STD<br>(1) | STD<br>(1) |
| Yellow 62<br>(1)                                                   | STD<br>(1)                                                            | Yellow 62<br>(1)                               | —                        | 250<br>(1) | U29RT<br>Yellow 16<br>(1)                                                                               | U29RT<br>Yellow 16<br>(1)              | STD<br>(1)                                         | STD<br>(2) | STD<br>(1) | STD<br>(1) |
| White 66<br>(1)                                                    | STD<br>(1)                                                            | White 66<br>(1)                                | —                        | —          | U30RT<br>White 17<br>(2)                                                                                | U30RT<br>White 17<br>(2)               | STD<br>(1)                                         | STD<br>(2) | STD<br>(1) | STD<br>(1) |
| Red 71H <sup>Ⓣ</sup><br>(2)                                        | STD<br>(1)                                                            | Red 71H <sup>Ⓣ</sup><br>(2)                    | —                        | —          | U31RT<br>Red 18<br>(2)                                                                                  | U31RT<br>Red 18<br>(2)                 | STD<br>(1)                                         | STD<br>(2) | STD<br>(1) | STD<br>(1) |
| Blue 76H <sup>Ⓣ</sup><br>(2)                                       | STD<br>(1)                                                            | Blue 76<br>(1)                                 | —                        | —          | U32RT<br>Blue 19<br>(2)                                                                                 | U32RT<br>Blue 19<br>(2)                | STD<br>(1)                                         | STD<br>(2) | STD<br>(1) | STD<br>(1) |
| Brown<br>87H <sup>Ⓣ</sup><br>(2)                                   | STD<br>(1)                                                            | Brown 87H <sup>Ⓣ</sup><br>(2)                  | —                        | —          | U34RT<br>Brown 20<br>(2)                                                                                | U34RT<br>Brown 20<br>(2)               | STD<br>(1)                                         | STD<br>(2) | STD<br>(1) | STD<br>(1) |
| Green 94H <sup>Ⓣ</sup><br>(2)                                      | STD<br>(1)                                                            | Green<br>94H <sup>Ⓣ</sup><br>(2)               | —                        | —          | U36RT<br>Green 22<br>(2)                                                                                | U36RT<br>Green 22<br>(2)               | STD<br>(1)                                         | —          | STD<br>(1) | —          |
| Black<br>106H <sup>Ⓣ</sup><br>(2)                                  | STD<br>(1)                                                            | Black 106H <sup>Ⓣ</sup><br>(2)                 | —                        | —          | U39RT<br>Black 24<br>(3)                                                                                | U39RT<br>Black 24<br>(3)               | STD<br>(1)                                         | —          | STD<br>(1) | —          |
| 125H <sup>Ⓣ</sup><br>(2)                                           | —                                                                     | 125H <sup>Ⓣ</sup><br>(2)                       | —                        | —          | —                                                                                                       | S44RT<br>White 27<br>(4)               | —                                                  | —          | —          | —          |

ⓉHalf width dies.

ⓉRequires U die adapter.

ⓉMinimum size: #4 AWG lugs and splices.

A.  
System  
Overview

B1.  
Cable Ties

B2.  
Cable  
Accessories

B3.  
Stainless  
Steel Ties

C1.  
Wiring  
Duct

C2.  
Surface  
Raceway

C3.  
Abrasion  
Protection

C4.  
Cable  
Management

D1.  
Terminals

D2.  
Power  
Connectors

D3.  
Grounding  
Connectors

E1.  
Labeling  
Systems

E2.  
Labels

E3.  
Pre-Printed  
& Write-On  
Markers

E4.  
Permanent  
Identification

E5.  
Lockout/  
Tagout  
& Safety  
Solutions

F.  
Index

A. System Overview

B1. Cable Ties

B2. Cable Accessories

B3. Stainless Steel Ties

C1. Wiring Duct

C2. Surface Raceway

C3. Abrasion Protection

C4. Cable Management

D1. Terminals

D2. Power Connectors

D3. Grounding Connectors

E1. Labeling Systems

E2. Labels

E3. Pre-Printed & Write-On Markers

E4. Permanent Identification

E5. Lockout/Tagout & Safety Solutions

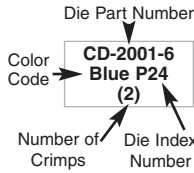
F. Index

**For use with Copper Conductors**

## Installation Tooling and Die Selections for: Types LCB, LCBN, LCC, LCCN and SCL

How to read this chart

For LCB6 lug and CT-2001 crimping tool:



**Panduit (See Compression Connector Tools Selection Guide, Pages D3.34 – D3.36)**

**Thomas & Betts**

| Panduit Part Number                              | Std. Wire Size                       | Wire Strip Length (In.) | Panduit (See Compression Connector Tools Selection Guide, Pages D3.34 – D3.36) |                      |                      |                         |                                                                                                                                                                                                                 |                                                                                                                                          |                                                                        | Thomas & Betts |               |                          |               |   |   |   |   |
|--------------------------------------------------|--------------------------------------|-------------------------|--------------------------------------------------------------------------------|----------------------|----------------------|-------------------------|-----------------------------------------------------------------------------------------------------------------------------------------------------------------------------------------------------------------|------------------------------------------------------------------------------------------------------------------------------------------|------------------------------------------------------------------------|----------------|---------------|--------------------------|---------------|---|---|---|---|
|                                                  |                                      |                         | CT-1570                                                                        | CT-1701 <sup>①</sup> | CT-1700 <sup>①</sup> | CT-720                  | CT-920, CT-920CH, CT-930, CT-930CH, CT-2920, CT-2930, CT-2930/L, CT-2930/LE, CT-2931, CT-930LPCH <sup>②</sup> , CT-940CH <sup>②</sup> , CT-2940 <sup>②</sup> , CT-2940/L <sup>②</sup> , CT-2940/LE <sup>②</sup> | Uni-Die™ CT-980, CT-980CH, CT-2950 <sup>②</sup> , CT-2980, CT-2980/L, CT-2980/LE, CT-2981, CT-980LPCH <sup>②</sup> , Extended Wire Range | CT-2001, CT-2001/L, CT-2001/LE, CT-2002, CT-2002/L, CT-3001, CT-3001/E | TBM20S, TBM25S | TBM5          | TBM6, TBM6S, 25000, TBM8 | TBM12, 13642M |   |   |   |   |
| L = Lug<br>S = Splice                            |                                      |                         | Die Part Number/Color Code and Die Index Number/(Number Of Crimps)             |                      |                      |                         |                                                                                                                                                                                                                 |                                                                                                                                          |                                                                        |                |               |                          |               |   |   |   |   |
| LCB10<br>LCC10                                   | #14 – #10 AWG STR, #12 – #10 AWG SOL | 9/16                    | 12-10 (2)                                                                      | P10 (2)              | —                    | —                       | —                                                                                                                                                                                                               | —                                                                                                                                        | —                                                                      | —              | —             | —                        | —             | — | — | — | — |
| LCB8<br>LCBN8<br>LCC8<br>LCCN8<br>SCL8           | #8 AWG                               | 3/4<br>1-1/16           | —                                                                              | —                    | Red P21 (3)          | CD-720-1 Red P21 (2)    | CD-920-8 Red P21 (1)                                                                                                                                                                                            | —                                                                                                                                        | CD-2001-8 Red P21 (2)                                                  | Red 21 (3)     | Red 21 (1)    | Red 21 (1)               | Red 21 (1)    | — | — | — | — |
| LCB6<br>LCBN6<br>LCC6<br>LCCN6<br>SCL6           | #6 AWG                               | 1-1/8                   | —                                                                              | —                    | Blue P24 (3)         | CD-720-1 Blue P24 (2)   | CD-920-6 Blue P24 (1)                                                                                                                                                                                           | —                                                                                                                                        | CD-2001-6 Blue P24 (2)                                                 | Blue 24 (3)    | Blue 24 (1)   | Blue 24 (1)              | Blue 24 (1)   | — | — | — | — |
| LCB4<br>LCBN4<br>LCC4<br>LCCN4<br>SCL4           | #4 – #3 AWG STR, #2 AWG SOL          | 1-1/8                   | —                                                                              | —                    | Gray P29 (3)         | CD-720-1 Gray P29 (2)   | CD-920-4 Gray P29 (1)                                                                                                                                                                                           | #4 – #2 AWG #2 AWG SOL Only (1)                                                                                                          | CD-2001-4 Gray P29 (2)                                                 | Gray 29 (3)    | Gray 29 (1)   | Gray 29 (1)              | Gray 29 (1)   | — | — | — | — |
| LCB2<br>LCBN2<br>LCC2<br>LCCN2<br>SCL2           | #2 AWG                               | 1-1/4                   | —                                                                              | —                    | Brown P33 (3)        | CD-720-1 Brown P33 (2)  | CD-920-2 Brown P33 (1)                                                                                                                                                                                          | #6 – #2 AWG (1)                                                                                                                          | CD-2001-2 Brown P33 (2)                                                | Brown 33 (3)   | Brown 33 (1)  | Brown 33 (1)             | Brown 33 (1)  | — | — | — | — |
| LCB1<br>LCBN1<br>LCC1<br>LCCN1<br>SCL1           | #1 AWG                               | 1-7/16<br>1-3/8         | —                                                                              | —                    | Green P37 (4)        | CD-720-2 Green P37 (2)  | CD-920-1 Green P37 (1)                                                                                                                                                                                          | #6 – #1 AWG (1)                                                                                                                          | CD-2001-1 Green P37 (2)                                                | —              | Green 37 (1)  | Green 37 (1)             | Green 37 (1)  | — | — | — | — |
| LCB1/0<br>LCBN1/0<br>LCC1/0<br>LCCN1/0<br>SCL1/0 | 1/0 AWG                              | 1-1/2<br>1-3/8          | —                                                                              | —                    | —                    | CD-720-2 Pink P42 (2)   | CD-920-1/0 Pink P42 (2)                                                                                                                                                                                         | #6 – 1/0 AWG (2)                                                                                                                         | CD-2001-1/0 Pink P42 (2)                                               | —              | Pink 42 (2)   | Pink 42 (2)              | Pink 42 (2)   | — | — | — | — |
| LCB2/0<br>LCBN2/0<br>LCC2/0<br>LCCN2/0<br>SCL2/0 | 2/0 AWG                              | 1-9/16<br>1-1/2         | —                                                                              | —                    | —                    | CD-720-2 Black P45 (3)  | CD-920-2/0 Black P45 (3)                                                                                                                                                                                        | #4 – 2/0 AWG (2)                                                                                                                         | CD-2001-2/0 Black P45 (3)                                              | —              | Black 45 (3)  | Black 45 (3)             | Black 45 (2)  | — | — | — | — |
| LCB3/0<br>LCBN3/0<br>LCC3/0<br>LCCN3/0<br>SCL3/0 | 3/0 AWG                              | 1-9/16<br>1-1/2         | —                                                                              | —                    | —                    | CD-720-2 Orange P50 (3) | CD-920-3/0 Orange P50 (3)                                                                                                                                                                                       | #2 – 3/0 AWG (2)                                                                                                                         | CD-2001-3/0 Orange P50 (3)                                             | —              | Orange 50 (3) | Orange 50 (3)            | Orange 50 (2) | — | — | — | — |
| LCB4/0<br>LCBN4/0<br>LCC4/0<br>LCCN4/0<br>SCL4/0 | 4/0 AWG                              | 1-5/8                   | —                                                                              | —                    | —                    | CD-720-3 Purple P54 (3) | CD-920-4/0 Purple P54 (3)                                                                                                                                                                                       | #1 – 4/0 AWG (2)                                                                                                                         | CD-2001-4/0 Purple P54 (3)                                             | —              | Purple 54 (3) | Purple 54 (3)            | Purple 54 (2) | — | — | — | — |
| LCB250<br>LCBN250<br>LCC250<br>LCCN250<br>SLC250 | 250 kcmil                            | 1-11/16<br>1-5/8        | —                                                                              | —                    | —                    | CD-720-3 Yellow P62 (4) | CD-920-250 Yellow P62 (3)                                                                                                                                                                                       | 1/0 AWG – 250 kcmil (3)                                                                                                                  | CD-2001-250 Yellow P62 (3)                                             | —              | Yellow 62 (4) | Yellow 62 (4)            | Yellow 62 (2) | — | — | — | — |

①The CT-1700 and CT-1701 crimp die pockets are integrated into the tool frame.  
③CD-920 dies can be used with CT-940CH and CT-2940 tools with CD-940-DA adapter.

⑤Maximum size: 500 kcmil lugs and 250 kcmil splices.  
⑥Maximum size: 250 kcmil lugs and splices. No extended wire range.

For use with  
Copper  
Conductors

## Installation Tooling and Die Selections for: Types LCB, LCBN, LCC, LCCN and SCL (continued)

| Thomas & Betts                                                     |                                                           |                                                | Burndy                   |            |                                                                                                         |                                                            |                                                    | Anderson                      | Penn-Union                              | Greenlee   |
|--------------------------------------------------------------------|-----------------------------------------------------------|------------------------------------------------|--------------------------|------------|---------------------------------------------------------------------------------------------------------|------------------------------------------------------------|----------------------------------------------------|-------------------------------|-----------------------------------------|------------|
| TBM15,<br>TBM15I,<br>TBM15BSCR                                     | TBM8-750M-1,<br>TBM8-750,<br>TBM750BSCR®,<br>TBM8-750BSCR | TBM14M,<br>TBM14BSCR,<br>BPLT14BSCR,<br>13100A | Y2MR,<br>Y1MR,<br>Y1MRTC | MY29       | Y35, Y35BH, Y39,<br>Y39BH, Y750,<br>Y750-2,<br>Y750BH, Y750HS,<br>Y750BH-2,<br>PAT750,<br>BAT750, BAT35 | Y45Ⓣ,<br>Y46Ⓣ                                              | Y644M,<br>Y644HS,<br>Y644MBH,<br>PAT644,<br>BAT644 | VC6                           | TDY-1                                   | 1989       |
| Die Part Number/Color Code and Die Index Number/(Number of Crimps) |                                                           |                                                |                          |            |                                                                                                         |                                                            |                                                    |                               |                                         |            |
| —                                                                  | —                                                         | —                                              | —                        | —          | —                                                                                                       | —                                                          | —                                                  | —                             | —                                       | —          |
| Red<br>21<br>(1)                                                   | STD<br>(1)                                                | Red<br>21<br>(1)                               | Red<br>49<br>(2)         | #8<br>(1)  | U8CRT<br>Red 49<br>(1)                                                                                  | U8CRT<br>Red 49<br>(1)                                     | —                                                  | —                             | —                                       | —          |
| Blue<br>24<br>(1)                                                  | STD<br>(1)                                                | Blue<br>24<br>(1)                              | Blue<br>7<br>(2)         | #6<br>(1)  | U5CRT<br>Blue 7<br>(1)                                                                                  | U5CRT<br>Blue 7<br>(1)                                     | STD<br>(1)                                         | STD<br>(1)                    | —                                       | —          |
| Gray<br>29<br>(1)                                                  | STD<br>(1)                                                | Gray<br>29<br>(1)                              | Gray<br>8<br>(2)         | #4<br>(1)  | U4CRT<br>Gray 8<br>(1)                                                                                  | U4CRT<br>Gray 8<br>(1)                                     | STD<br>(1)                                         | STD<br>(1)                    | —                                       | STD<br>(1) |
| Brown<br>33<br>(1)                                                 | STD<br>(1)                                                | Brown<br>33<br>(1)                             | Brown<br>10<br>(2)       | #2<br>(1)  | U2CRT<br>Brown 9 (solid)<br>/Brown 10<br>(stranded)<br>(2)                                              | U2CRT<br>Brown 9 (solid)<br>/Brown 10<br>(stranded)<br>(2) | STD<br>(1)                                         | STD<br>(1)                    | STD<br>(1)                              | STD<br>(1) |
| Green<br>37<br>(1)                                                 | STD<br>(1)                                                | Green<br>37<br>(1)                             | —                        | #1<br>(1)  | U1CRT<br>Green 11<br>(2)                                                                                | U1CRT<br>Green 11<br>(2)                                   | STD<br>(1)                                         | STD<br>(1)                    | STD<br>(1)                              | STD<br>(1) |
| Pink<br>42HⓉ<br>(4)                                                | STD<br>(2)                                                | Pink<br>42H Ⓣ<br>(4)                           | —                        | 1/0<br>(2) | U25RT<br>Pink 12<br>(2)                                                                                 | U25RT<br>Pink 12<br>(2)                                    | STD<br>(1)                                         | STD<br>(1)                    | STD<br>(1)                              | STD<br>(1) |
| Black<br>45<br>(2)                                                 | STD<br>(2)                                                | Black<br>45<br>(2)                             | —                        | 2/0<br>(2) | U26RT<br>Black 13<br>(2)                                                                                | U26RT<br>Black 13<br>(2)                                   | STD<br>(1)                                         | STD<br>(1)                    | STD<br>(1)                              | STD<br>(1) |
| Orange<br>50<br>(2)                                                | STD<br>(2)                                                | Orange<br>50<br>(2)                            | —                        | 3/0<br>(2) | U27RT<br>Orange 14<br>(2)                                                                               | U27RT<br>Orange 14<br>(2)                                  | STD<br>(1)                                         | STD<br>(2)                    | STD<br>(1)                              | STD<br>(1) |
| Purple<br>54HⓉ<br>(4)                                              | STD<br>(2)                                                | Purple<br>54H Ⓣ<br>(4)                         | —                        | 4/0<br>(2) | U28RT<br>Purple 15<br>(2)                                                                               | U28RT<br>Purple 15<br>(2)                                  | STD<br>(1)                                         | STD<br>(2)                    | STD<br>(1)                              | STD<br>(1) |
| <b>LCB250</b><br><b>LCBN250</b><br><b>LCC250</b><br><b>LCCN250</b> | 250 kcmil                                                 | 1-11/16                                        | —                        | —          | —                                                                                                       | CD-720-3<br>Yellow P62<br>(4)                              | CD-920-250<br>Yellow P62<br>(3)                    | 1/0 AWG –<br>250 kcmil<br>(3) | CD-2001-<br>250<br>Yellow<br>P62<br>(3) | —          |

ⓉHalf width dies.

ⓉRequires U die adapter.

ⓉMinimum size: #4 AWG lugs and splices.

Chart continues on pages D3.64 – D3.65

For technical assistance in the U.S., call 866-405-6654 (outside the U.S., see inside back cover for directory)

A.  
System  
Overview

B1.  
Cable Ties

B2.  
Cable  
Accessories

B3.  
Stainless  
Steel Ties

C1.  
Wiring  
Duct

C2.  
Surface  
Raceway

C3.  
Abrasion  
Protection

C4.  
Cable  
Management

D1.  
Terminals

D2.  
Power  
Connectors

D3.  
Grounding  
Connectors

E1.  
Labeling  
Systems

E2.  
Labels

E3.  
Pre-Printed  
& Write-On  
Markers

E4.  
Permanent  
Identification

E5.  
Lockout/  
Tagout  
& Safety  
Solutions

F.  
Index



A. System Overview

B1. Cable Ties

B2. Cable Accessories

B3. Stainless Steel Ties

C1. Wiring Duct

C2. Surface Raceway

C3. Abrasion Protection

C4. Cable Management

D1. Terminals

D2. Power Connectors

D3. Grounding Connectors

E1. Labeling Systems

E2. Labels

E3. Pre-Printed & Write-On Markers

E4. Permanent Identification

E5. Lockout/Tagout & Safety Solutions

F. Index

**For use with Copper Conductors**

## Installation Tooling and Die Selections for: Types LCB, LCBN, LCC, LCCN and SCL (continued)

| Panduit Part Number<br>L=Lug<br>S=Splice                           | Std. Wire Size | Wire Strip Length (In.) | Panduit (See Compression Connector Tools Selection Guide, Pages D3.34 – D3.36) |                                                                                                                                                                                                                 |                                                                                                                                                           |                                                                        | Thomas & Betts           |                                 |
|--------------------------------------------------------------------|----------------|-------------------------|--------------------------------------------------------------------------------|-----------------------------------------------------------------------------------------------------------------------------------------------------------------------------------------------------------------|-----------------------------------------------------------------------------------------------------------------------------------------------------------|------------------------------------------------------------------------|--------------------------|---------------------------------|
|                                                                    |                |                         | CT-720                                                                         | CT-920, CT-920CH, CT-930, CT-930CH, CT-2920, CT-2930, CT-2930/L, CT-2930/LE, CT-2931, CT-930LPCH <sup>⑥</sup> , CT-940CH <sup>③</sup> , CT-2940 <sup>③</sup> , CT-2940/L <sup>③</sup> , CT-2940/LE <sup>③</sup> | Uni-Die™<br>CT-980, CT-980CH, CT-2950 <sup>⑤</sup> , CT-2980, CT-2980/L, CT-2980/LE, CT-2981, CT-980LPCH <sup>⑥</sup><br>Extended Wire Range <sup>⑨</sup> | CT-2001, CT-2001/L, CT-2001/LE, CT-2002, CT-2002/L, CT-3001, CT-3001/E | TBM6, TBM6S, 25000, TBM8 | TBM12, 13642M                   |
| Die Part Number/Color Code and Die Index Number/(Number Of Crimps) |                |                         |                                                                                |                                                                                                                                                                                                                 |                                                                                                                                                           |                                                                        |                          |                                 |
| LCB300<br>LCBN300<br>LCC300<br>LCCN300<br>SCL300                   | 300 kcmil      | 2-5/16<br>2             | CD-720-4<br>White P66<br>(4)                                                   | CD-920-300<br>White P66<br>(3)                                                                                                                                                                                  | 2/0 AWG – 300 kcmil<br>(3)                                                                                                                                | CD-2001-300<br>White P66<br>(3)                                        | White 66<br>(4)          | White 66 <sup>②</sup><br>(4)    |
| LCB350<br>LCBN350<br>LCC350<br>LCCN350<br>SCL350                   | 350 kcmil      | 2-5/16<br>2             | CD-720-5<br>Red P71<br>(4)                                                     | CD-920-350<br>Red P71<br>(3)                                                                                                                                                                                    | 3/0 AWG – 350 kcmil<br>(3)                                                                                                                                | CD-2001-350<br>Red P71<br>(3)                                          | Red 71<br>(4)            | Red 71H <sup>②</sup><br>(4)     |
| LCB400<br>LCBN400<br>LCC400<br>LCCN400<br>SCL400                   | 400 kcmil      | 2-3/8<br>2-1/8          | CD-720-6<br>Blue P76<br>(4)                                                    | CD-920-400<br>Blue P76<br>(3)                                                                                                                                                                                   | 4/0 AWG – 400 kcmil<br>(3)                                                                                                                                | CD-2001-400<br>Blue P76<br>(4)                                         | Blue 76<br>(4)           | Blue 76H <sup>②</sup><br>(4)    |
| LCB500<br>LCBN500<br>LCC500<br>LCCN500<br>SCL500                   | 500 kcmil      | 2-9/16<br>2-1/4         | CD-720-7<br>Brown P87<br>(4)                                                   | CD-920-500<br>Brown P87<br>(3)                                                                                                                                                                                  | 4/0 AWG – 500 kcmil<br>(3)                                                                                                                                | CD-2001-500<br>Brown P87<br>(4)                                        | Brown 87<br>(4)          | Brown 87H <sup>②</sup><br>(4)   |
| LCB600<br>LCBN600<br>LCC600<br>LCCN600<br>SCL600                   | 600 kcmil      | 2-3/4<br>2-11/16        | —                                                                              | CD-920-600<br>Green P94<br>(4)                                                                                                                                                                                  | 250 – 600 kcmil<br>(3)                                                                                                                                    | —                                                                      | —                        | Green 94H <sup>②</sup><br>(4)   |
| LCB750<br>LCBN750<br>LCC750<br>LCCN750<br>SCL750                   | 750 kcmil      | 2-15/16<br>2-7/8        | —                                                                              | CD-920-750<br>CD-940-750 <sup>④</sup><br>Black P106<br>(4)                                                                                                                                                      | 500 – 750 kcmil<br>(3)                                                                                                                                    | —                                                                      | —                        | Black 106H <sup>②</sup><br>(4)  |
| LCB800<br>LCBN800<br>LCC800<br>LCCN800                             | 800 kcmil      | 3                       | —                                                                              | CD-940-800 <sup>④</sup><br>Orange P107<br>(4)                                                                                                                                                                   | —                                                                                                                                                         | —                                                                      | —                        | —                               |
| LCB1000<br>LCBN1000<br>LCC1000<br>LCCN1000<br>SCL1000              | 1000 kcmil     | 3-1/16<br>3             | —                                                                              | CD-940-1000 <sup>④</sup><br>White P125<br>(4)                                                                                                                                                                   | —                                                                                                                                                         | —                                                                      | —                        | Yellow 125H <sup>②</sup><br>(4) |

②Half width dies.  
 ③CD-920 dies can be used with CT-940CH and CT-2940 tools with CD-940-DA adapter.  
 ④CD-940 dies to be used exclusively with CT-940CH and CT-2940 tools.  
 ⑤Maximum size: 500 kcmil lugs and 250 kcmil splices.  
 ⑥Maximum size: 250 kcmil lugs and splices. No extended wire range.  
 ⑨Maximum size: 500 kcmil lugs and splices.

For use with  
Copper  
Conductors

## Installation Tooling and Die Selections for: Types LCB, LCBN, LCC, LCCN and SCL (continued)

| Thomas & Betts                                                     |                                                           |                                                | Burdny                                                                                                  |                                        |                                                    | Anderson   | Penn-Union | Greenlee   |
|--------------------------------------------------------------------|-----------------------------------------------------------|------------------------------------------------|---------------------------------------------------------------------------------------------------------|----------------------------------------|----------------------------------------------------|------------|------------|------------|
| TBM15,<br>TBM15I,<br>TBM15BSCR                                     | TBM8-750M-1,<br>TBM8-750,<br>TBM750BSCR®,<br>TBM8-750BSCR | TBM14M,<br>TBM14BSCR,<br>BPLT14BSCR,<br>13100A | Y35, Y35BH, Y39,<br>Y39BH, Y750,<br>Y750-2,<br>Y750BH, Y750HS,<br>Y750BH-2,<br>PAT750,<br>BAT750, BAT35 | Y45 <sup>②</sup> ,<br>Y46 <sup>②</sup> | Y644M,<br>Y644HS,<br>Y644MBH,<br>PAT644,<br>BAT644 | VC6        | TDY-1      | 1989       |
| Die Part Number/Color Code and Die Index Number/(Number Of Crimps) |                                                           |                                                |                                                                                                         |                                        |                                                    |            |            |            |
| White 66<br>(3)                                                    | STD<br>(3)                                                | White 66<br>(3)                                | U30RT<br>White 17<br>(3)                                                                                | U30RT<br>White 17<br>(3)               | STD<br>(1)                                         | STD<br>(3) | STD<br>(2) | STD<br>(1) |
| Red 71 <sup>②</sup><br>(4)                                         | STD<br>(3)                                                | Red 71<br>(4)                                  | U31RT<br>Red 18<br>(3)                                                                                  | U31RT<br>Red 18<br>(3)                 | STD<br>(1)                                         | STD<br>(3) | STD<br>(2) | STD<br>(1) |
| Blue <sup>②</sup><br>(4)                                           | STD<br>(3)                                                | Blue 76<br>(4)                                 | U32RT<br>Blue 19<br>(3)                                                                                 | U32RT<br>Blue 19<br>(3)                | STD<br>(1)                                         | STD<br>(3) | STD<br>(2) | STD<br>(1) |
| Brown 87 <sup>②</sup><br>(4)                                       | STD<br>(3)                                                | Brown 87<br>(4)                                | U34RT<br>Brown 20<br>(3)                                                                                | U34RT<br>Brown 20<br>(3)               | STD<br>(1)                                         | STD<br>(3) | STD<br>(2) | STD<br>(1) |
| Green 94 <sup>②</sup><br>(4)                                       | STD<br>(4)                                                | Green 94<br>(4)                                | U36RT<br>Green 22<br>(4)                                                                                | U36RT<br>Green 22<br>(4)               | STD<br>(1)                                         | —          | STD<br>(4) | —          |
| Black 106 <sup>②</sup><br>(4)                                      | STD<br>(4)                                                | Black 106<br>(4)                               | U39RT<br>Black 24<br>(5)                                                                                | U39RT<br>Black 24<br>(5)               | STD<br>(1)                                         | —          | STD<br>(2) | —          |
| —                                                                  | —                                                         | —                                              | —                                                                                                       | —                                      | —                                                  | —          | —          | —          |
| 125 <sup>②</sup><br>(4)                                            | —                                                         | 125 <sup>②</sup><br>(4)                        | —                                                                                                       | S44RT<br>White 27<br>(6)               | —                                                  | —          | —          | —          |

②Half width dies.

⑦Requires U die adapter.

⑧Minimum size: #4 AWG lugs and splices.

A.  
System  
Overview

B1.  
Cable Ties

B2.  
Cable  
Accessories

B3.  
Stainless  
Steel Ties

C1.  
Wiring  
Duct

C2.  
Surface  
Raceway

C3.  
Abrasion  
Protection

C4.  
Cable  
Management

D1.  
Terminals

D2.  
Power  
Connectors

D3.  
Grounding  
Connectors

E1.  
Labeling  
Systems

E2.  
Labels

E3.  
Pre-Printed  
& Write-On  
Markers

E4.  
Permanent  
Identification

E5.  
Lockout/  
Tagout  
& Safety  
Solutions

F.  
Index

A. System Overview

B1. Cable Ties

B2. Cable Accessories

B3. Stainless Steel Ties

C1. Wiring Duct

C2. Surface Raceway

C3. Abrasion Protection

C4. Cable Management

D1. Terminals

D2. Power Connectors

D3. Grounding Connectors

E1. Labeling Systems

E2. Labels

E3. Pre-Printed & Write-On Markers

E4. Permanent Identification

E5. Lockout/Tagout & Safety Solutions

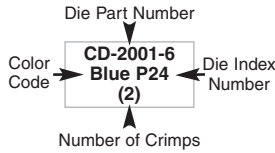
F. Index

**For use with Copper Conductors**

## Installation Tooling and Die Selections for: Types LCBH, LCCH, and SCH

How to read this chart

For LCBH6 lug and CT-2001 crimping tool:



**Panduit (See Compression Connector Tools Selection Guide, Pages D3.34 – D3.36)**

**Thomas & Betts**

| Panduit Part Number             | Std. Wire Size | Wire Strip Length (In.) | Panduit (See Compression Connector Tools Selection Guide, Pages D3.34 – D3.36) |                         |                                                                                                                                                                                                                 |                                                                                                                                                                                       | Thomas & Betts                                                         |               |                          |                             |  |
|---------------------------------|----------------|-------------------------|--------------------------------------------------------------------------------|-------------------------|-----------------------------------------------------------------------------------------------------------------------------------------------------------------------------------------------------------------|---------------------------------------------------------------------------------------------------------------------------------------------------------------------------------------|------------------------------------------------------------------------|---------------|--------------------------|-----------------------------|--|
|                                 |                |                         | CT-1700 <sup>①</sup>                                                           | CT-720                  | CT-920, CT-920CH, CT-2920, CT-930, CT-930CH, CT-2930, CT-2930/L, CT-2930/LE, CT-2931, CT-930LPCH <sup>②</sup> , CT-940CH <sup>②</sup> , CT-2940 <sup>③</sup> , CT-2940/L <sup>③</sup> , CT-2940/LE <sup>③</sup> | Uni-Die™ CT-980, CT-980CH, CT-2950 <sup>⑤</sup> , CT-2980 <sup>⑤</sup> , CT-2980/L <sup>⑤</sup> , CT-2980/LE <sup>⑤</sup> , CT-2981 <sup>⑤</sup> , CT-980LPCH <sup>⑤</sup> Wire Range | CT-2001, CT-2001/L, CT-2001/LE, CT-2002, CT-2002/L, CT-3001, CT-3001/E | TBM5          | TBM6, TBM6S, 25000, TBM8 | TBM12 13642M                |  |
| L = Lug<br>S = Splice           |                |                         | Die Part Number/Color Code and Die Index Number/(Number Of Crimps)             |                         |                                                                                                                                                                                                                 |                                                                                                                                                                                       |                                                                        |               |                          |                             |  |
| LCBH6<br>LCCH6<br>SCH6          | #6 AWG         | 1-1/8<br>15/16          | Blue P24 (3)                                                                   | CD-720-1 Blue P24 (2)   | CD-920-6 Blue P24 (1)                                                                                                                                                                                           | —                                                                                                                                                                                     | CD-2001-6 Blue P24 (2)                                                 | Blue 24 (1)   | Blue 24 (1)              | Blue 24 (1)                 |  |
| LCBH4<br>LCCH4<br>SCH4          | #4 AWG         | 1-1/8<br>15/16          | Gray P29 (3)                                                                   | CD-720-1 Gray P29 (2)   | CD-920-4 Gray P29 (1)                                                                                                                                                                                           | #2 AWG SOL, #3 AWG STR (1)                                                                                                                                                            | CD-2001-4 Gray P29 (2)                                                 | Gray 29 (1)   | Gray 29 (1)              | Gray 29 (1)                 |  |
| LCBH2<br>LCCH2<br>SCH2          | #2 AWG         | 1-1/4<br>1              | Brown P33 (3)                                                                  | CD-720-1 Brown P33 (2)  | CD-920-2 Brown P33 (1)                                                                                                                                                                                          | #6 – #4 AWG (1)                                                                                                                                                                       | CD-2001-2 Brown P33 (2)                                                | Brown 33 (1)  | Brown 33 (1)             | Brown 33 (1)                |  |
| LCBH1<br>LCCH1<br>SCH1          | #1 AWG         | 1-7/16<br>1             | Green P37 (3)                                                                  | CD-720-2 Green P37 (2)  | CD-920-1 Green P37 (1)                                                                                                                                                                                          | #6 – #2 AWG (1)                                                                                                                                                                       | CD-2001-1 Green P37 (2)                                                | Green 37 (1)  | Green 37 (1)             | Green 37 (1)                |  |
| LCBH1/0<br>LCCH1/0<br>SCH1/0    | 1/0 AWG        | 1-1/2<br>1              | —                                                                              | CD-720-2 Pink P42 (2)   | CD-920-1/0 Pink P42 (2)                                                                                                                                                                                         | #6 – #1 AWG (2)                                                                                                                                                                       | CD-2001-1/0 Pink P42 (2)                                               | Pink 42 (2)   | Pink 42 (2)              | Pink 42 (2)                 |  |
| LCBH2/0<br>LCCH2/0<br>SCH2/0    | 2/0 AWG        | 1-9/16<br>1-1/16        | —                                                                              | CD-720-2 Black P45 (3)  | CD-920-2/0 Black P45 (3)                                                                                                                                                                                        | #4 – 1/0 AWG (2)                                                                                                                                                                      | CD-2001-2/0 Black P45 (3)                                              | Black 45 (3)  | Black 45 (3)             | Black 45 (2)                |  |
| LCBH3/0<br>LCCH3/0<br>SCH3/0    | 3/0 AWG        | 1-9/16<br>1-3/16        | —                                                                              | CD-720-2 Orange P50 (3) | CD-920-3/0 Orange P50 (3)                                                                                                                                                                                       | #2 – 2/0 AWG (2)                                                                                                                                                                      | CD-2001-3/0 Orange P50 (3)                                             | Orange 50 (3) | Orange 50 (3)            | Orange 50 (2)               |  |
| LCBH4/0<br>LCCH4/0<br>SCH4/0    | 4/0 AWG        | 1-5/8<br>1-3/16         | —                                                                              | CD-720-3 Purple P54 (3) | CD-920-4/0 Purple P54 (3)                                                                                                                                                                                       | #1 – 3/0 AWG (2)                                                                                                                                                                      | CD-2001-4/0 Purple P54 (3)                                             | Purple 54 (3) | Purple 54 (3)            | Purple 54 (3)               |  |
| LCBH250<br>LCCH250<br>SCH250    | 250 kcmil      | 1-11/16<br>1-1/4        | —                                                                              | CD-720-3 Yellow P62 (4) | CD-920-250 Yellow P62 (3)                                                                                                                                                                                       | 1/0 – 4/0 AWG (3)                                                                                                                                                                     | CD-2001-250 Yellow P62 (3)                                             | Yellow 62 (4) | Yellow 62 (4)            | Yellow 62 (2)               |  |
| LCBH300<br>LCCH300<br>SCH300    | 300 kcmil      | 2-5/16<br>2             | —                                                                              | CD-720-4 White P66 (4)  | CD-920-300 White P66 (3)                                                                                                                                                                                        | 2/0 AWG – 250 kcmil (3)                                                                                                                                                               | CD-2001-300 White P66 (3)                                              | —             | White 66 (4)             | White 66H <sup>②</sup> (4)  |  |
| LCBH350<br>LCCH350<br>SCH350    | 350 kcmil      | 2-5/16<br>2             | —                                                                              | CD-720-5 Red P71 (4)    | CD-920-350 Red P71 (3)                                                                                                                                                                                          | 3/0 AWG – 300 kcmil (3)                                                                                                                                                               | CD-2001-350 Red P71 (3)                                                | —             | Red 71 (4)               | Red 71H <sup>②</sup> (4)    |  |
| LCBH400<br>LCCH400<br>SCH400    | 400 kcmil      | 2-3/8<br>2-1/8          | —                                                                              | CD-720-6 Blue P76 (4)   | CD-920-400 Blue P76 (3)                                                                                                                                                                                         | 4/0 AWG – 350 kcmil (3)                                                                                                                                                               | CD-2001-400 Blue P76 (4)                                               | —             | Blue 76 (4)              | Blue 76H <sup>②</sup> (4)   |  |
| LCBH500<br>LCCH500<br>SCH500    | 500 kcmil      | 2-9/16<br>2-1/4         | —                                                                              | CD-720-7 Brown P87 (4)  | CD-920-500 Brown P87 (3)                                                                                                                                                                                        | 4/0 AWG – 400 kcmil (3)                                                                                                                                                               | CD-2001-500 Brown P87 (4)                                              | —             | Brown 87 (4)             | Brown 87H <sup>②</sup> (4)  |  |
| LCBH600<br>LCCH600<br>SCH600    | 600 kcmil      | 2-3/4<br>2-11/16        | —                                                                              | —                       | CD-920-600 Green P94 (4)                                                                                                                                                                                        | 250 – 500 kcmil (3)                                                                                                                                                                   | —                                                                      | —             | —                        | Green 94H <sup>②</sup> (4)  |  |
| LCBH750<br>LCCH750<br>SCH750    | 750 kcmil      | 2-15/16<br>2-7/8        | —                                                                              | —                       | CD-920-750, CD-940-750 <sup>④</sup> Black P106 (4)                                                                                                                                                              | 500 – 600 kcmil (3)                                                                                                                                                                   | —                                                                      | —             | —                        | Black 106H <sup>②</sup> (4) |  |
| LCBH1000<br>LCCH1000<br>SCH1000 | 1000 kcmil     | 3-1/16<br>3             | —                                                                              | —                       | CD-940-1000 <sup>④</sup> Green P125 (4)                                                                                                                                                                         | —                                                                                                                                                                                     | —                                                                      | —             | —                        | 125H <sup>②</sup> (4)       |  |

①The CT-1700 crimp die pockets are integrated into the tool frame.

②Half width dies.

③CD-920 dies can be used with CT-940CH and CT-2940 tools with CD-940-DA adapter.

④CD-940 dies to be used exclusively with CT-940CH and CT-2940 tools.

⑤Maximum size: 500 kcmil lugs and 250 kcmil splices.

⑥Maximum size: 250 kcmil lugs and splices. No extended wire range.

⑦Maximum size: 500 kcmil lugs and splices.

For use with  
Copper  
Conductors

## Installation Tooling and Die Selections for: Types LCBH, LCCH, and SCH (continued)

| Thomas & Betts                                                     |                                                           |                                                | Burdndy    |                                                                                                         |                                        |                                                   | Anderson   | Penn-Union | Greenlee   |
|--------------------------------------------------------------------|-----------------------------------------------------------|------------------------------------------------|------------|---------------------------------------------------------------------------------------------------------|----------------------------------------|---------------------------------------------------|------------|------------|------------|
| TBM15,<br>TBM15I,<br>TBM15BSCR                                     | TBM8-750M-1,<br>TBM8-750,<br>TBM8-750BSCR,<br>TBM750BSCR® | TBM14M,<br>TBM14BSCR,<br>BPLT14BSCR,<br>13100A | MY29       | Y39, Y35, Y35BH,<br>BAT35, Y750,<br>Y750BH-2,<br>Y750HS,<br>Y750-2, BAT750,<br>PAT750, Y39BH,<br>Y750BH | Y45 <sup>Ⓣ</sup> ,<br>Y46 <sup>Ⓣ</sup> | Y644,<br>Y644HS,<br>PAT644,<br>BAT644,<br>Y644MBH | VC6        | TDY-1      | 1989       |
| Die Part Number/Color Code and Die Index Number/(Number of Crimps) |                                                           |                                                |            |                                                                                                         |                                        |                                                   |            |            |            |
| Blue 24<br>(1)                                                     | STD<br>(1)                                                | Blue 24<br>(1)                                 | 6<br>(1)   | U5CRT<br>Blue 7<br>(1)                                                                                  | U5CRT<br>Blue 7<br>(1)                 | STD<br>(1)                                        | STD<br>(1) | —          | —          |
| Gray 29<br>(1)                                                     | STD<br>(1)                                                | Gray 29<br>(1)                                 | 4<br>(1)   | U4CRT<br>Gray 8<br>(1)                                                                                  | U4CRT<br>Gray 8<br>(1)                 | STD<br>(1)                                        | STD<br>(1) | —          | STD<br>(1) |
| Brown 33<br>(1)                                                    | STD<br>(1)                                                | Brown 33<br>(1)                                | 2<br>(1)   | U2CRT<br>Brown 10<br>(2)                                                                                | U2CRT<br>Brown 10<br>(2)               | STD<br>(1)                                        | STD<br>(1) | STD<br>(1) | STD<br>(1) |
| Green 37<br>(1)                                                    | STD<br>(1)                                                | Green 37<br>(1)                                | 1<br>(1)   | U1CRT<br>Green 11<br>(2)                                                                                | U1CRT<br>Green 11<br>(2)               | STD<br>(1)                                        | STD<br>(1) | STD<br>(1) | STD<br>(1) |
| Pink 42H <sup>Ⓣ</sup><br>(4)                                       | STD<br>(2)                                                | Pink 42H <sup>Ⓣ</sup><br>(4)                   | 1/0<br>(2) | U25RT<br>Pink 12<br>(2)                                                                                 | U25RT<br>Pink 12<br>(2)                | STD<br>(1)                                        | STD<br>(1) | STD<br>(1) | STD<br>(1) |
| Black 45<br>(2)                                                    | STD<br>(2)                                                | Black 45<br>(2)                                | 2/0<br>(2) | U26RT<br>Black 13<br>(2)                                                                                | U26RT<br>Black 13<br>(2)               | STD<br>(1)                                        | STD<br>(1) | STD<br>(1) | STD<br>(1) |
| Orange 50<br>(2)                                                   | STD<br>(2)                                                | Orange 50<br>(2)                               | 3/0<br>(2) | U27RT<br>Orange 14<br>(2)                                                                               | U27RT<br>Orange 14<br>(2)              | STD<br>(1)                                        | STD<br>(2) | STD<br>(1) | STD<br>(1) |
| Purple 54H <sup>Ⓣ</sup><br>(4)                                     | STD<br>(2)                                                | Purple 54H <sup>Ⓣ</sup><br>(4)                 | 4/0<br>(2) | U28RT<br>Purple 15<br>(2)                                                                               | U28RT<br>Purple 15<br>(2)              | STD<br>(1)                                        | STD<br>(2) | STD<br>(1) | STD<br>(1) |
| Yellow 62<br>(2)                                                   | STD<br>(2)                                                | Yellow 62<br>(2)                               | 250<br>(2) | U29RT<br>Yellow 16<br>(2)                                                                               | U29RT<br>Yellow 16<br>(2)              | STD<br>(1)                                        | STD<br>(2) | STD<br>(2) | STD<br>(1) |
| White 66H <sup>Ⓣ</sup><br>(4)                                      | STD<br>(3)                                                | White 66<br>(4)                                | —          | U30RT<br>White 17<br>(3)                                                                                | U30RT<br>White 17<br>(3)               | STD<br>(1)                                        | STD<br>(3) | STD<br>(2) | STD<br>(1) |
| Red 71H <sup>Ⓣ</sup><br>(4)                                        | STD<br>(3)                                                | Red 71H <sup>Ⓣ</sup><br>(4)                    | —          | U31RT<br>Red 18<br>(3)                                                                                  | U31RT<br>Red 18<br>(3)                 | STD<br>(1)                                        | STD<br>(3) | STD<br>(2) | STD<br>(1) |
| Blue 76H <sup>Ⓣ</sup><br>(4)                                       | STD<br>(3)                                                | Blue 76<br>(4)                                 | —          | U32RT<br>Blue 19<br>(3)                                                                                 | U32RT<br>Blue 19<br>(3)                | STD<br>(1)                                        | STD<br>(3) | STD<br>(2) | STD<br>(1) |
| Brown 87H <sup>Ⓣ</sup><br>(4)                                      | STD<br>(3)                                                | Brown 87H <sup>Ⓣ</sup><br>(4)                  | —          | U34RT<br>Brown 20<br>(3)                                                                                | U34RT<br>Brown 20<br>(3)               | STD<br>(1)                                        | STD<br>(3) | STD<br>(2) | STD<br>(1) |
| Green 94H <sup>Ⓣ</sup><br>(4)                                      | STD<br>(4)                                                | Green 94H <sup>Ⓣ</sup><br>(4)                  | —          | U36RT<br>Green 22<br>(4)                                                                                | U36RT<br>Green 22<br>(4)               | STD<br>(1)                                        | —          | STD<br>(2) | —          |
| Black 106H <sup>Ⓣ</sup><br>(4)                                     | STD<br>(4)                                                | Black 106H <sup>Ⓣ</sup><br>(4)                 | —          | U39RT<br>Black 24<br>(5)                                                                                | U39RT<br>Black 24<br>(5)               | STD<br>(1)                                        | —          | STD<br>(2) | —          |
| 125H <sup>Ⓣ</sup><br>(4)                                           | —                                                         | 125H <sup>Ⓣ</sup><br>(4)                       | —          | —                                                                                                       | S44RT<br>White 27<br>(6)               | —                                                 | —          | —          | —          |

ⓉHalf width dies.

ⓉRequires U die adapter.

ⓉMinimum size: #4 AWG lugs and splices.

A. System Overview

B1. Cable Ties

B2. Cable Accessories

B3. Stainless Steel Ties

C1. Wiring Duct

C2. Surface Raceway

C3. Abrasion Protection

C4. Cable Management

D1. Terminals

D2. Power Connectors

D3. Grounding Connectors

E1. Labeling Systems

E2. Labels

E3. Pre-Printed & Write-On Markers

E4. Permanent Identification

E5. Lockout/Tagout & Safety Solutions

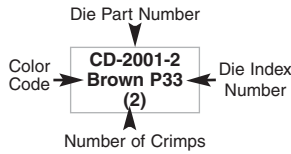
F. Index

**For use with Copper Conductors**

## Installation Tooling and Die Selections for: Type SCT

**How to read this chart**

For SCT2-2 splice and CT-2001 crimping tool:



| Panduit (See Compression Connector Tools Selection Guide, Pages D3.34 – D3.36) |                |                         | Thomas & Betts                                                     |                         |                                                                                                                                                                                       |                                                                                  |                                                                        |               |               |
|--------------------------------------------------------------------------------|----------------|-------------------------|--------------------------------------------------------------------|-------------------------|---------------------------------------------------------------------------------------------------------------------------------------------------------------------------------------|----------------------------------------------------------------------------------|------------------------------------------------------------------------|---------------|---------------|
| Panduit Part Number                                                            | Std. Wire Size | Wire Strip Length (In.) | CT-1700 <sup>①</sup>                                               | CT-720                  | CT-920, CT-920CH, CT-2920, CT-930, CT-930CH, CT-2930, CT-2930/L, CT-2930/LE, CT-2931, CT-940CH <sup>③</sup> , CT-2940 <sup>③</sup> , CT-2940/L <sup>③</sup> , CT-2940/LE <sup>③</sup> | CT-980, CT-980CH, CT-2950 <sup>④</sup> , CT-2980, CT-2980/L, CT-2980/LE, CT-2981 | CT-2001, CT-2001/L, CT-2001/LE, CT-2002, CT-2002/L, CT-3001, CT-3001/E | TBM5          | TBM8          |
|                                                                                | Main Tap       | Main Tap                | Die Part Number/Color Code and Die Index Number/(Number of Crimps) |                         |                                                                                                                                                                                       |                                                                                  |                                                                        |               |               |
| SCT2-2                                                                         | #2 AWG         | 2                       | Brown P33 (3)                                                      | CD-720-1 Brown P33 (2)  | CD-920-2 Brown P33 (1)                                                                                                                                                                | STD (1)                                                                          | CD-2001-2 Brown P33 (2)                                                | Brown 33 (1)  | Brown 33 (1)  |
|                                                                                | #2 AWG         | 1-9/16                  |                                                                    | CD-720-2 Pink P42 (2)   | CD-920-1/0 Pink P42 (2)                                                                                                                                                               | STD (1)                                                                          | CD-2001-1/0 Pink P42 (2)                                               | Pink 42 (2)   | Pink 43 (2)   |
| SCT1/0-1/0                                                                     | 1/0 AWG        | 2-1/16                  | Pink P42 (3)                                                       | CD-720-2 Black P45 (3)  | CD-920-2/0 Black P45 (3)                                                                                                                                                              | STD (1)                                                                          | CD-2001-2/0 Black P45 (3)                                              | Black 45 (3)  | Black 45 (3)  |
|                                                                                | 1/0 AWG        | 1-9/16                  |                                                                    | CD-720-2 Pink P42 (3)   | CD-920-1/0 Pink P42 (3)                                                                                                                                                               | STD (1)                                                                          | CD-2001-1/0 Pink P42 (3)                                               | Pink 42 (3)   | Pink 42 (3)   |
| SCT2/0-2/0                                                                     | 2/0 AWG        | 2-1/16                  | —                                                                  | CD-720-3 Purple P54 (3) | CD-920-4/0 Purple P54 (3)                                                                                                                                                             | STD (1)                                                                          | CD-2001-4/0 Purple P54 (3)                                             | Purple 54 (3) | Purple 54 (3) |
|                                                                                | 2/0 AWG        | 1-9/16                  |                                                                    | CD-720-3 Yellow P62 (4) | CD-920-250 Yellow P62 (3)                                                                                                                                                             | STD (1)                                                                          | CD-2001-250 Yellow P62 (3)                                             | Yellow 62 (4) | Yellow 62 (4) |
| SCT4/0-1/0                                                                     | 4/0 AWG        | 2-1/16                  | —                                                                  | CD-720-4 White P65 (4)  | CD-920-300 White P65 (3)                                                                                                                                                              | STD (1)                                                                          | CD-2001-300 White P66 (3)                                              | —             | White 66 (4)  |
|                                                                                | 1/0 AWG        | 1-9/16                  |                                                                    | CD-720-5 Red P71 (4)    | CD-920-350 Red P71 (3)                                                                                                                                                                | STD (1)                                                                          | CD-2001-350 Red P71 (3)                                                | —             | Red 71 (4)    |
| SCT4/0-4/0                                                                     | 4/0 AWG        | 2-1/8                   | —                                                                  | CD-720-7 Brown P87 (4)  | CD-920-500 Brown P87 (3)                                                                                                                                                              | STD (1)                                                                          | CD-2001-500 Brown P87 (4)                                              | —             | Brown 87 (4)  |
|                                                                                | 4/0 AWG        | 1-11/16                 |                                                                    | CD-720-3 Purple P54 (4) | CD-920-4/0 Purple P54 (4)                                                                                                                                                             |                                                                                  | CD-2001-4/0 Purple P54 (4)                                             | —             | Purple 54 (4) |
| SCT250-250                                                                     | 250 kcmil      | 2-3/16                  | —                                                                  | CD-720-7 Brown P87 (4)  | CD-920-500 Brown P87 (3)                                                                                                                                                              | STD (1)                                                                          | CD-2001-500 Brown P87 (4)                                              | —             | Brown 87 (4)  |
|                                                                                | 250 kcmil      | 1-11/16                 |                                                                    | CD-720-7 Brown P87 (4)  | CD-920-500 Brown P87 (3)                                                                                                                                                              |                                                                                  | CD-2001-500 Brown P87 (4)                                              | —             | Brown 87 (4)  |
| SCT300-300                                                                     | 300 kcmil      | 2-13/16                 | —                                                                  | CD-720-7 Brown P87 (4)  | CD-920-500 Brown P87 (3)                                                                                                                                                              | STD (1)                                                                          | CD-2001-500 Brown P87 (4)                                              | —             | Brown 87 (4)  |
|                                                                                | 300 kcmil      | 2-1/16                  |                                                                    | CD-720-7 Brown P87 (4)  | CD-920-500 Brown P87 (3)                                                                                                                                                              |                                                                                  | CD-2001-500 Brown P87 (4)                                              | —             | Brown 87 (4)  |
| SCT350-350                                                                     | 350 kcmil      | 2-13/16                 | —                                                                  | CD-720-7 Brown P87 (4)  | CD-920-500 Brown P87 (3)                                                                                                                                                              | STD (1)                                                                          | CD-2001-500 Brown P87 (4)                                              | —             | Brown 87 (4)  |
|                                                                                | 350 kcmil      | 2-1/16                  |                                                                    | CD-720-7 Brown P87 (4)  | CD-920-500 Brown P87 (3)                                                                                                                                                              |                                                                                  | CD-2001-500 Brown P87 (4)                                              | —             | Brown 87 (4)  |
| SCT500-4/0                                                                     | 500 kcmil      | 2-15/16                 | —                                                                  | CD-720-7 Brown P87 (4)  | CD-920-500 Brown P87 (3)                                                                                                                                                              | STD (1)                                                                          | CD-2001-500 Brown P87 (4)                                              | —             | Brown 87 (4)  |
|                                                                                | 4/0 AWG        | 2-15/16                 |                                                                    | CD-720-7 Brown P87 (4)  | CD-920-500 Brown P87 (3)                                                                                                                                                              |                                                                                  | CD-2001-500 Brown P87 (4)                                              | —             | Brown 87 (4)  |
| SCT500-500                                                                     | 500 kcmil      | 3-1/8                   | —                                                                  | CD-720-7 Brown P87 (4)  | CD-920-500 Brown P87 (3)                                                                                                                                                              | STD (1)                                                                          | CD-2001-500 Brown P87 (4)                                              | —             | Brown 87 (4)  |
|                                                                                | 500 kcmil      | 2-9/16                  |                                                                    | CD-720-7 Brown P87 (4)  | CD-920-500 Brown P87 (3)                                                                                                                                                              |                                                                                  | CD-2001-500 Brown P87 (4)                                              | —             | Brown 87 (4)  |

① The CT-1700 crimp die pockets are integrated into the tool frame.  
 ③ CD-920 dies can be used with CT-940CH and CT-2940 tools with CD-940-DA adapter.  
 ④ Maximum size: 250 kcmil.

For use with  
Copper  
Conductors

## Installation Tooling and Die Selections for: Type SCT (continued)

| Thomas & Betts                                                     |                                |                                           |                                                | Burndy     |                                                                                                                         |                                                   | Anderson   | Penn-Union | Greenlee   |
|--------------------------------------------------------------------|--------------------------------|-------------------------------------------|------------------------------------------------|------------|-------------------------------------------------------------------------------------------------------------------------|---------------------------------------------------|------------|------------|------------|
| TBM12<br>13642M                                                    | TBM15,<br>TBM15I,<br>TBM15BSCR | TBM8-750M-1,<br>TBM8-750,<br>TBM8-750BSCR | TBM14M,<br>TBM14BSCR,<br>BPLT14BSCR,<br>13100A | MY29       | Y39, Y35, Y35BH,<br>Y750HS, Y750,<br>BAT35, Y45,<br>Y39BH, Y46,<br>Y750-2,<br>BAT750,<br>PAT750,<br>Y750BH-2,<br>Y750BH | Y644,<br>Y644HS,<br>PAT644,<br>BAT644,<br>Y644MBH | VC6        | TDY-1      | 1989       |
| Die Part Number/Color Code and Die Index Number/(Number of Crimps) |                                |                                           |                                                |            |                                                                                                                         |                                                   |            |            |            |
| Brown 33<br>(1)                                                    | Brown 33<br>(1)                | STD<br>(1)                                | Brown 33<br>(1)                                | 2<br>(1)   | U2CRT<br>Brown 10<br>(2)                                                                                                | STD<br>(1)                                        | STD<br>(1) | STD<br>(1) | STD<br>(1) |
| Pink 42H <sup>Ⓜ</sup><br>(2)                                       | Pink 42H <sup>Ⓜ</sup><br>(4)   | STD<br>(2)                                | Pink 42H <sup>Ⓜ</sup><br>(4)                   | 1/0<br>(2) | U25RT<br>Pink 12<br>(2)                                                                                                 | STD<br>(1)                                        | STD<br>(1) | STD<br>(1) | STD<br>(1) |
| Black 45<br>(2)                                                    | Black 45<br>(2)                | STD<br>(2)                                | Black 45<br>(2)                                | 2/0<br>(2) | U26RT<br>Black 13<br>(2)                                                                                                | STD<br>(1)                                        | STD<br>(1) | STD<br>(1) | STD<br>(1) |
| Pink 42<br>(2)                                                     | Pink 42H <sup>Ⓜ</sup><br>(4)   | STD<br>(2)                                | Pink 42H <sup>Ⓜ</sup><br>(4)                   | 1/0<br>(2) | U25RT<br>Pink 12<br>(2)                                                                                                 | STD<br>(1)                                        | STD<br>(2) | STD<br>(1) | STD<br>(1) |
| Purple 54<br>(2)                                                   | Purple 54H<br>(4)              | STD<br>(2)                                | Purple 54H <sup>Ⓜ</sup><br>(4)                 | 4/0<br>(2) | U28RT<br>Purple 15<br>(2)                                                                                               | STD<br>(1)                                        | STD<br>(2) | STD<br>(1) | STD<br>(1) |
| Yellow 62<br>(2)                                                   | Yellow 62<br>(2)               | STD<br>(2)                                | Yellow 62<br>(2)                               | 250<br>(2) | U29RT<br>Yellow 16<br>(2)                                                                                               | STD<br>(1)                                        | STD<br>(2) | STD<br>(1) | STD<br>(1) |
| White 66H <sup>Ⓜ</sup><br>(4)                                      | White 66H <sup>Ⓜ</sup><br>(4)  | STD<br>(3)                                | White 66H <sup>Ⓜ</sup><br>(4)                  | —          | U30RT<br>White 17<br>(3)                                                                                                | STD<br>(1)                                        | STD<br>(3) | STD<br>(2) | STD<br>(1) |
| Red 71H <sup>Ⓜ</sup><br>(4)                                        | Red 71H <sup>Ⓜ</sup><br>(4)    | STD<br>(3)                                | Red 71<br>(3)                                  | —          | U31RT<br>Red 18<br>(3)                                                                                                  | STD<br>(1)                                        | STD<br>(3) | STD<br>(2) | STD<br>(1) |
| Brown 87H <sup>Ⓜ</sup><br>(4)                                      | Brown 87H <sup>Ⓜ</sup><br>(4)  | STD<br>(3)                                | Brown 87<br>(3)                                | —          | U34RT<br>Brown 20<br>(3)                                                                                                | STD<br>(1)                                        | STD<br>(3) | STD<br>(2) | STD<br>(1) |
| Olive 54<br>(4)                                                    | Olive 54H <sup>Ⓜ</sup><br>(4)  |                                           | Olive 54H <sup>Ⓜ</sup><br>(3)                  | —          | U28RT<br>Purple 15<br>(3)                                                                                               |                                                   |            |            |            |
| Brown 87H <sup>Ⓜ</sup><br>(4)                                      | Brown 87H <sup>Ⓜ</sup><br>(4)  | STD<br>(3)                                | Brown 87H <sup>Ⓜ</sup><br>(4)                  | —          | U34RT<br>Brown 20<br>(3)                                                                                                | STD<br>(1)                                        | STD<br>(3) | STD<br>(2) | STD<br>(1) |

ⓂHalf width dies.

A.  
System  
Overview

B1.  
Cable Ties

B2.  
Cable  
Accessories

B3.  
Stainless  
Steel Ties

C1.  
Wiring  
Duct

C2.  
Surface  
Raceway

C3.  
Abrasion  
Protection

C4.  
Cable  
Management

D1.  
Terminals

D2.  
Power  
Connectors

D3.  
Grounding  
Connectors

E1.  
Labeling  
Systems

E2.  
Labels

E3.  
Pre-Printed  
& Write-On  
Markers

E4.  
Permanent  
Identification

E5.  
Lockout/  
Tagout  
& Safety  
Solutions

F.  
Index

A. System Overview

B1. Cable Ties

B2. Cable Accessories

B3. Stainless Steel Ties

C1. Wiring Duct

C2. Surface Raceway

C3. Abrasion Protection

C4. Cable Management

D1. Terminals

D2. Power Connectors

D3. Grounding Connectors

E1. Labeling Systems

E2. Labels

E3. Pre-Printed & Write-On Markers

E4. Permanent Identification

E5. Lockout/Tagout & Safety Solutions

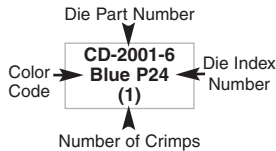
F. Index

**For use with Copper Conductors**

## Installation Tooling and Die Selections for: Types LCAX, LCAXN, LCBX, LCDX, LCDXN and LCCX

### How to read this chart

For LCAX6 lug and CT-2001 crimping tool:



### Panduit (See Compression Connector Tools Selection Guide, Pages D3.34 – D3.36)

| Panduit Part Number                          | Std. Wire Size | Cable Classes                               | Wire Strip Length (In.) | Die Part Number/Color Code and Die Index Number (Number Of Crimps) |                                                                        |                                                                                                                                                                                       |
|----------------------------------------------|----------------|---------------------------------------------|-------------------------|--------------------------------------------------------------------|------------------------------------------------------------------------|---------------------------------------------------------------------------------------------------------------------------------------------------------------------------------------|
|                                              |                |                                             |                         | CT-1700 <sup>①</sup>                                               | CT-2001, CT-2001/L, CT-2001/LE, CT-2002, CT-2002/L, CT-3001, CT-3001/E | CT-920, CT-920CH, CT-2920, CT-930, CT-930CH, CT-2930, CT-2930/L, CT-2930/LE, CT-2931, CT-2940 <sup>③</sup> , CT-2940/L <sup>③</sup> , CT-2940/LE <sup>③</sup> , CT-940CH <sup>③</sup> |
| LCAX8, LCDX8, LCDXN8, LCEX8, LCJX8           | #8 AWG         | Compact, B, G, H, I, K, M, Locomotive (DLO) | 1/2                     | Red P21 (2)                                                        | CD-2001-8 Red P21 (1)                                                  | CD-920-8 Red P21 (1)                                                                                                                                                                  |
| LCBX8, LCCX8                                 |                |                                             | 3/4                     | Red P21 (3)                                                        | CD-2001-8 Red P21 (2)                                                  |                                                                                                                                                                                       |
| LCAX6, LCDX6, LCDXN6, LCEX6, LCJX6           | #6 AWG         | Compact, B, G, H, I, K, M, Locomotive (DLO) | 9/16                    | Blue P24 (2)                                                       | CD-2001-6 Blue P24 (1)                                                 | CD-920-6 Blue P24 (1)                                                                                                                                                                 |
| LCBX6, LCCX6                                 |                |                                             | 1-1/8                   | Blue P24 (3)                                                       | CD-2001-6 Blue P24 (2)                                                 |                                                                                                                                                                                       |
| LCAX4, LCDX4, LCDXN4, LCEX4, LCJX4           | #4 AWG         | Compact, B, G, H, I, K, M                   | 5/8                     | Gray P29 (2)                                                       | CD-2001-4 Gray P29 (1)                                                 | CD-920-4 Gray P29 (1)                                                                                                                                                                 |
|                                              | #5, #4, #3     | Locomotive (DLO)                            |                         |                                                                    |                                                                        |                                                                                                                                                                                       |
| LCBX4, LCCX4                                 | #4 AWG         | Compact, B, G, H, I, K, M                   | 1-1/8                   | Gray P29 (3)                                                       | CD-2001-4 Gray P29 (2)                                                 |                                                                                                                                                                                       |
|                                              | #5, #4, #3     | Locomotive (DLO)                            |                         |                                                                    |                                                                        |                                                                                                                                                                                       |
| LCAX2, LCDX2, LCDXN2, LCEX2, LCJX2           | #2 AWG         | Compact, B, G, H, I, K, M, Locomotive (DLO) | 11/16                   | Brown P33 (2)                                                      | CD-2001-2 Brown P33 (1)                                                | CD-920-2 Brown P33 (1)                                                                                                                                                                |
| LCBX2, LCCX2                                 |                |                                             | 1-7/16                  | Brown P33 (3)                                                      | CD-2001-2 Brown P33 (2)                                                |                                                                                                                                                                                       |
| LCAX1, LCDX1, LCDXN1, LCEX1, LCJX1           | #1 AWG         | Compact, B, G, H, I, K, M, Locomotive (DLO) | 3/4                     | —                                                                  | CD-2001-1 Green P37 (1)                                                | CD-920-1 Green P37 (1)                                                                                                                                                                |
| LCBX1, LCCX1                                 |                |                                             | 1-1/2                   |                                                                    | CD-2001-1 Green P37 (2)                                                | CD-920-1 Green P37 (2)                                                                                                                                                                |
| LCAX1/0, LCDX1/0, LCDXN1/0, LCEX1/0, LCJX1/0 | 1/0 AWG        | Compact, B, G, H, I, K, M, Locomotive (DLO) | 3/4                     | —                                                                  | CD-2001-1/0 Pink P42 (2)                                               | CD-920-1/0 Pink P42 (1)                                                                                                                                                               |
| LCBX1/0, LCCX1/0                             |                |                                             | 1-9/16                  |                                                                    | CD-2001-1/0 Pink P42 (3)                                               | CD-920-1/0 Pink P42 (3)                                                                                                                                                               |
| LCAX2/0, LCDX2/0, LCDXN2/0, LCEX2/0, LCJX2/0 | 2/0 AWG        | Compact, B, G, H, I, K, M, Locomotive (DLO) | 7/8                     | —                                                                  | CD-2001-2/0 Black P45 (2)                                              | CD-920-2/0 Black P45 (1)                                                                                                                                                              |
| LCBX2/0, LCCX2/0                             |                |                                             | 1-9/16                  |                                                                    | CD-2001-2/0 Black P45 (3)                                              | CD-920-2/0 Black P45 (3)                                                                                                                                                              |
| LCAX3/0, LCDX3/0, LCDXN3/0, LCEX3/0, LCJX3/0 | 3/0 AWG        | Compact, B, G, H, I, K, M, Locomotive (DLO) | 1                       | —                                                                  | CD-2001-3/0 Orange P50 (2)                                             | CD-920-3/0 Orange P50 (1)                                                                                                                                                             |
| LCBX3/0, LCCX3/0                             |                |                                             | 1-5/8                   |                                                                    | CD-2001-3/0 Orange P50 (3)                                             | CD-920-3/0 Orange P50 (3)                                                                                                                                                             |

①The CT-1700 crimp die pockets are integrated into the tool frame.  
 ②CD-920 dies can be used with CT-940CH and CT-2940 tools with CD-940-DA adapter.  
 ③Does not include class K flex conductor with Burndy tools.  
 ④Does not include class M flex conductor with Thomas and Betts tools.  
 ⑤Does not include class K and M flex conductor with Thomas and Betts tools.  
 ⑥Does not include class K flex conductor with Thomas and Betts tools.

For use with  
Copper  
Conductors

## Installation Tooling and Die Selections for: Types LCAX, LCAXN, LCBX, LCDX, LCDXN and LCCX (continued)

| Thomas & Betts                                                     |                           |                                   |                            |                          |                                | Burdny                     |       |                                                                                               |               |
|--------------------------------------------------------------------|---------------------------|-----------------------------------|----------------------------|--------------------------|--------------------------------|----------------------------|-------|-----------------------------------------------------------------------------------------------|---------------|
| TBM12                                                              | TBM8                      | TBM6,<br>25000                    | TBM6BSCR,<br>TBM6H         | TBM8-750,<br>TBM8-750M-1 | TBM14BSCR,<br>TBM14M,<br>TBM15 | BCT500HS,<br>Y500CT-HS     | Y644M | Y35, Y39, Y750,<br>Y46 <sup>®</sup> , Y750-2,<br>Y750BH, BAT35-14V,<br>BAT750-14V, Pat750-18V | MRC840        |
| Die Part Number/Color Code and Die Index Number/(Number of Crimps) |                           |                                   |                            |                          |                                |                            |       |                                                                                               |               |
| TBM12D-1<br>Red 21<br>(1)                                          | 13461<br>Red 21<br>(1)    | 13475 & 13477<br>Red 21<br>(1)    | 6TON21<br>Red 21<br>(1)    | STD<br>(1)               | 15520<br>Red 21<br>(1)         | W8CRT<br>Red 49<br>(1)     | —     | U8CRT<br>Red 49<br>(1)                                                                        | Red 49<br>(1) |
| TBM12D-1<br>Red 21<br>(2)                                          | 13461<br>Red 21<br>(2)    | 13475 & 13477<br>Red 21<br>(2)    | 6TON21<br>Red 21<br>(2)    | STD<br>(2)               | 15520<br>Red 21<br>(2)         | W8CRT<br>Red 49<br>(2)     | —     | U8CRT<br>Red 49<br>(2)                                                                        | Red 49<br>(2) |
| TBM12D-1<br>Blue 24<br>(1)                                         | 13461<br>Blue 24<br>(1)   | 13475 & 13477<br>Blue 24<br>(1)   | 6TON24<br>Blue 24<br>(1)   | STD<br>(1)               | 15522<br>Blue 24<br>(1)        | W5CRT<br>Blue 7<br>(1)     | (1)   | U5CRT<br>Blue 7<br>(1)                                                                        | Blue 7<br>(1) |
| TBM12D-1<br>Blue 24<br>(2)                                         | 13461<br>Blue 24<br>(2)   | 13475 & 13477<br>Blue 24<br>(2)   | 6TON24<br>Blue 24<br>(2)   | STD<br>(2)               | 15522<br>Blue 24<br>(2)        | W5CRT<br>Blue 7<br>(2)     | (2)   | U5CRT<br>Blue 7<br>(2)                                                                        | Blue 7<br>(2) |
| TBM12D-2<br>Gray 29<br>(1)                                         | 13461<br>Gray 29<br>(1)   | 13472 & 13476<br>Gray 29<br>(1)   | 6TON29<br>Gray 29<br>(1)   | STD<br>(1)               | 15527-CK<br>Gray 29<br>(1)     | W4CRT<br>Gray 8<br>(1)     | (1)   | U4CRT<br>Gray 8<br>(1)                                                                        | —             |
| TBM12D-2<br>Gray 29<br>(3)                                         | 13461<br>Gray 29<br>(2)   | 13472 & 13476<br>Gray 29<br>(3)   | 6TON29<br>Gray 29<br>(2)   | STD<br>(3)               | 15527-CK<br>Gray 29<br>(2)     | W4CRT<br>Gray 8<br>(2)     | (2)   | U4CRT<br>Gray 8<br>(2)                                                                        | —             |
| TBM12D-2<br>Brown 33<br>(1)                                        | 13461<br>Brown 33<br>(1)  | 13474 & 13477<br>Brown 33<br>(1)  | 6TON33<br>Brown 33<br>(1)  | STD<br>(1)               | 15528<br>Brown 33<br>(1)       | W2CRT<br>Brown 10<br>(1)   | (1)   | U2CRT<br>Brown 10<br>(1)                                                                      | —             |
| TBM12D-2<br>Brown 33<br>(3)                                        | 13461<br>Brown 33<br>(3)  | 13474 & 13477<br>Brown 33<br>(3)  | 6TON33<br>Brown 33<br>(2)  | STD<br>(3)               | 15528<br>Brown 33<br>(2)       | W2CRT<br>Brown 10<br>(2)   | (2)   | U2CRT<br>Brown 10<br>(2)                                                                      | —             |
| TBM12D-1<br>Green 37<br>(1)                                        | 13462<br>Green 37<br>(1)  | 13474 & 13477<br>Green 37<br>(1)  | 6TON37<br>Green 37<br>(1)  | STD<br>(1)               | 15513-CK<br>Green 37<br>(1)    | W1CRT-1<br>Green 11<br>(1) | (1)   | U1CRT<br>Green 11<br>(1)                                                                      | —             |
| TBM12D-3<br>Green 37<br>(3)                                        | 13462<br>Green 37<br>(3)  | 13474 & 13477<br>Green 37<br>(3)  | 6TON37<br>Green 37<br>(2)  | STD<br>(3)               | 15513-CK<br>Green 37<br>(2)    | W1CRT-1<br>Green 11<br>(2) | (2)   | U1CRT<br>Green 11<br>(2)                                                                      | —             |
| TBM12D-3<br>Pink 42<br>(1)                                         | 13462<br>Pink 42<br>(1)   | 13475 & 13477<br>Pink 42<br>(2)   | 6TON42<br>Pink 42<br>(2)   | STD<br>(1)               | 15508<br>Pink 42<br>(2)        | W25RT<br>Pink 12<br>(2)    | (1)   | U25RT<br>Pink 12<br>(1)                                                                       | —             |
| TBM12D-3<br>Pink 42<br>(3)                                         | 13462<br>Pink 42<br>(3)   | 13475 & 13477<br>Pink 42<br>(3)   | 6TON42<br>Pink 42<br>(3)   | STD<br>(3)               | 15508<br>Pink 42<br>(3)        | W25RT<br>Pink 12<br>(3)    | (2)   | U25RT<br>Pink 12<br>(2)                                                                       | —             |
| TBM12D-4<br>Blk/Gold 45<br>(1)                                     | 13462<br>Black 45<br>(2)  | 13474 & 13477<br>Black 45<br>(2)  | 6TON45<br>Black 45<br>(2)  | STD<br>(1)               | 15526<br>Black 45<br>(1)       | W26RT<br>Black 13<br>(2)   | (1)   | U26RT<br>Black 13<br>(1)                                                                      | —             |
| TBM12D-4<br>Blk/Gold 45<br>(3)                                     | 13462<br>Black 45<br>(4)  | 13474 & 13477<br>Black 45<br>(3)  | 6TON45<br>Black 45<br>(3)  | STD<br>(3)               | 15526<br>Black 45<br>(2)       | W26RT<br>Black 13<br>(3)   | (2)   | U26RT<br>Black 13<br>(2)                                                                      | —             |
| TBM12D-4<br>Org/Tan 50<br>(1)                                      | 13462<br>Orange 50<br>(2) | 13474 & 13477<br>Orange 50<br>(2) | 6TON50<br>Orange 50<br>(2) | STD<br>(1)               | 15530<br>Orange 50<br>(2)      | W27RT<br>Orange 14<br>(2)  | (1)   | U27RT<br>Orange 14<br>(1)                                                                     | —             |
| TBM12D-4<br>Org/Tan 50<br>(3)                                      | 13462<br>Orange 50<br>(4) | 13474 & 13477<br>Orange 50<br>(3) | 6TON50<br>Orange 50<br>(3) | STD<br>(3)               | 15530<br>Orange 50<br>(3)      | W27RT<br>Orange 14<br>(4)  | (2)   | U27RT<br>Orange 14<br>(2)                                                                     | —             |

®Requires U die adapter.

Chart continues on pages D3.72–D3.73

A.  
System  
Overview

B1.  
Cable Ties

B2.  
Cable  
Accessories

B3.  
Stainless  
Steel Ties

C1.  
Wiring  
Duct

C2.  
Surface  
Raceway

C3.  
Abrasion  
Protection

C4.  
Cable  
Management

D1.  
Terminals

D2.  
Power  
Connectors

D3.  
Grounding  
Connectors

E1.  
Labeling  
Systems

E2.  
Labels

E3.  
Pre-Printed  
& Write-On  
Markers

E4.  
Permanent  
Identification

E5.  
Lockout/  
Tagout  
& Safety  
Solutions

F.  
Index



A. System Overview

B1. Cable Ties

B2. Cable Accessories

B3. Stainless Steel Ties

C1. Wiring Duct

C2. Surface Raceway

C3. Abrasion Protection

C4. Cable Management

D1. Terminals

D2. Power Connectors

D3. Grounding Connectors

E1. Labeling Systems

E2. Labels

E3. Pre-Printed & Write-On Markers

E4. Permanent Identification

E5. Lockout/Tagout & Safety Solutions

F. Index

**For use with Copper Conductors**

## Installation Tooling and Die Selections for: Types LCAX, LCAXN, LCBX, LCDX, LCDXN and LCCX (continued)

### Panduit (See Compression Connector Tools Selection Guide, Pages D3.34 – D3.36)

| Panduit Part Number                                    | Std. Wire Size | Cable Classes                                            | Wire Strip Length (In.) | Die Part Number/Color Code and Die Index Number/(Number Of Crimps) |                                                                        |                                                                                                                                                                                       |
|--------------------------------------------------------|----------------|----------------------------------------------------------|-------------------------|--------------------------------------------------------------------|------------------------------------------------------------------------|---------------------------------------------------------------------------------------------------------------------------------------------------------------------------------------|
|                                                        |                |                                                          |                         | CT-1700 <sup>①</sup>                                               | CT-2001, CT-2001/L, CT-2001/LE, CT-2002, CT-2002/L, CT-3001, CT-3001/E | CT-920, CT-920CH, CT-2920, CT-930, CT-930CH, CT-2930, CT-2930/L, CT-2930/LE, CT-2931, CT-2940 <sup>②</sup> , CT-2940/L <sup>②</sup> , CT-2940/LE <sup>②</sup> , CT-940CH <sup>③</sup> |
| LCAX4/0, LCDX4/0, LCDXN4/0, LCEX4/0, LCJX4/0           | 4/0 AWG        | Compact, B, G, H, I, K, M, Locomotive (DLO) <sup>⑦</sup> | 1-1/16                  | —                                                                  | CD-2001-4/0 Purple P54 (2)                                             | CD-920-4/0 Purple P54 (1)                                                                                                                                                             |
| LCBX4/0, LCCX4/0                                       |                |                                                          | 2-5/16                  |                                                                    | CD-2001-4/0 Purple P54 (3)                                             | CD-920-4/0 Purple P54 (3)                                                                                                                                                             |
| LCAX250, LCAXN250, LCDX250, LCDXN250, LCEX250, LCJX250 | 250 kcmil      | G, H, I, K, M                                            | 1-1/16                  | —                                                                  | CD-2001-250 Yellow P62 (2)                                             | CD-920-250 Yellow P62 (1)                                                                                                                                                             |
| LCBX250, LCCX250                                       | 262.6 kcmil    | Locomotive (DLO)                                         | 2-5/16                  |                                                                    | CD-2001-250 Yellow P62 (3)                                             | CD-920-250 Yellow P62 (3)                                                                                                                                                             |
| LCAX300, LCDX300, LCDXN300, LCEX300, LCJX300           | 300 kcmil      | G, H, I, K, M                                            | 1-1/4                   | —                                                                  | CD-2001-350 Red P71 (2)                                                | CD-920-350 Red P71 (2)                                                                                                                                                                |
|                                                        | 313.1 kcmil    | Locomotive (DLO)                                         |                         |                                                                    |                                                                        |                                                                                                                                                                                       |
| LCBX300, LCCX300                                       | 300 kcmil      | G, H, I, K, M                                            | 2-3/8                   | —                                                                  | CD-2001-350 Red P71 (4)                                                | CD-920-350 Red P71 (3)                                                                                                                                                                |
|                                                        | 313.1 kcmil    | Locomotive (DLO)                                         |                         |                                                                    |                                                                        |                                                                                                                                                                                       |
| LCAX350, LCDX350, LCDXN350, LCEX350, LCJX350           | 350 kcmil      | G, H, I, K, M                                            | 1-3/8                   | —                                                                  | CD-2001-400 Blue P76 (2)                                               | CD-920-400 Blue P76 (2)                                                                                                                                                               |
|                                                        | 373.7 kcmil    | Locomotive (DLO)                                         |                         |                                                                    |                                                                        |                                                                                                                                                                                       |
| LCBX350, LCCX350                                       | 350 kcmil      | G, H, I, K, M                                            | 2-9/16                  | —                                                                  | CD-2001-400 Blue P76 (4)                                               | CD-920-400 Blue P76 (3)                                                                                                                                                               |
|                                                        | 373.7 kcmil    | Locomotive (DLO)                                         |                         |                                                                    |                                                                        |                                                                                                                                                                                       |
| LCAX450, LCDX450, LCDXN450, LCEX450, LCJX450           | 450 kcmil      | G, H, I, K, M                                            | 1-7/16                  | —                                                                  | —                                                                      | CD-920-500 Brown P87 (2)                                                                                                                                                              |
|                                                        | 444.4 kcmil    | Locomotive (DLO)                                         |                         |                                                                    |                                                                        |                                                                                                                                                                                       |
| LCBX450, LCCX450                                       | 450 kcmil      | G, H, I, K, M                                            | 2-3/4                   | —                                                                  | —                                                                      | CD-920-500 Brown P87 (4)                                                                                                                                                              |
|                                                        | 444.4 kcmil    | Locomotive (DLO)                                         |                         |                                                                    |                                                                        |                                                                                                                                                                                       |
| LCAX500, LCDX500, LCDXN500, LCEX500, LCJX500           | 500 kcmil      | G, H, I, K, M                                            | 1-9/16                  | —                                                                  | —                                                                      | CD-920-500A Pink P99 (2)                                                                                                                                                              |
| LCBX500, LCCX500                                       | 535.3 kcmil    | Locomotive (DLO)                                         | 2-15/16                 |                                                                    |                                                                        | CD-920-500A Pink P99 (4)                                                                                                                                                              |
| LCAX600, LCDX600, LCDXN600, LCEX600, LCJX600           | 600 kcmil      | G, H, I                                                  | 1-9/16                  | —                                                                  | —                                                                      | CD-920-500A Pink P99 (2)                                                                                                                                                              |
| LCAX650, LCDX650, LCDXN650, LCEX650, LCJX650           | 646.4 kcmil    | Locomotive (DLO)                                         | 1-1/2                   | —                                                                  | —                                                                      | CD-940-750 <sup>④</sup> Black P106 (2)                                                                                                                                                |
| LCAX750, LCDX750, LCDXN750, LCEX750, LCJX750           | 777.7 kcmil    | Locomotive (DLO)                                         | 1-3/4                   | —                                                                  | —                                                                      | CD-940-750X <sup>④</sup> Yellow (2)                                                                                                                                                   |

①The CT-1700 crimp die pockets are integrated into the tool frame.  
 ②CD-920 dies can be used with CT-940CH and CT-2940 tools with CD-940-DA adapter.  
 ③CD-940 dies to be used exclusively with CT-940CH and CT-2940 tools.  
 ⑦Does not include class M flex conductor with Thomas and Betts tools.

For use with  
Copper  
Conductors

## Installation Tooling and Die Selections for: Types LCAX, LCAXN, LCBX, LCDX, LCDXN and LCCX (continued)

| Thomas & Betts                                                        |      |                |                                         |                          |                                            | Burndy                    |       |                                                                                                  |        |
|-----------------------------------------------------------------------|------|----------------|-----------------------------------------|--------------------------|--------------------------------------------|---------------------------|-------|--------------------------------------------------------------------------------------------------|--------|
| TBM12                                                                 | TBM8 | TBM6,<br>25000 | TBM6BSCR,<br>TBM6H                      | TBM8-750,<br>TBM8-750M-1 | TBM14BSCR,<br>TBM14M,<br>TBM15             | BCT500HS,<br>Y500CT-HS    | Y644M | Y35, Y39, Y750,<br>Y46 <sup>Ⓢ</sup> , Y750-2,<br>Y750BH,<br>BAT35-14V,<br>BAT750-14V, PAT750-18V | MRC840 |
| Die Part Number/Color Code and<br>Die Index Number (Number of Crimps) |      |                |                                         |                          |                                            |                           |       |                                                                                                  |        |
| TBM12D-5<br>Purp/Olive 54<br>(1)                                      | —    | —              | 6TON54<br>Purple 54<br>(2)              | STD<br>(1)               | 15511<br>Purple 54<br>(2)                  | W28RT<br>Purple 15<br>(2) | (1)   | U28RT<br>Purple 15<br>(1)                                                                        | —      |
| TBM12D-5<br>Purp/Olive 54<br>(4)                                      | —    | —              | 6TON54<br>Purple 54<br>(4)              | STD<br>(4)               | 15511<br>Purple 54<br>(4)                  | W28RT<br>Purple 15<br>(4) | (3)   | U28RT<br>Purple 15<br>(3)                                                                        | —      |
| TBM12D-5<br>Yellow 62<br>(1)                                          | —    | —              | 6TON62<br>Yellow 62<br>(2)              | STD<br>(1)               | 15510-CK<br>Yellow 62<br>(1)               | W29RT<br>Yellow 16<br>(2) | (1)   | U29RT<br>Yellow 16<br>(1)                                                                        | —      |
| TBM12D-5<br>Yellow 62<br>(3)                                          | —    | —              | 6TON62<br>Yellow 62<br>(4)              | STD<br>(4)               | 15510-CK<br>Yellow 62<br>(2)               | W29RT<br>Yellow 16<br>(4) | (3)   | U29RT<br>Yellow 16<br>(3)                                                                        | —      |
| TBM12D-4<br>Red 71H <sup>Ⓢ</sup><br>(2)                               | —    | —              | 6TON71<br>Red 71H <sup>Ⓢ</sup><br>(2)   | STD<br>(2)               | 15514-CK<br>Red 71H <sup>Ⓢ</sup><br>(2)    | W31RT<br>Red 18<br>(2)    | (1)   | U31RT<br>Red 18<br>(2)                                                                           | —      |
| TBM12D-4<br>Red 71H <sup>Ⓢ</sup><br>(4)                               | —    | —              | 6TON71<br>Red 71H <sup>Ⓢ</sup><br>(4)   | STD<br>(4)               | 15514-CK<br>Red 71H <sup>Ⓢ</sup><br>(4)    | W31RT<br>Red 18<br>(4)    | (3)   | U31RT<br>Red 18<br>(4)                                                                           | —      |
| TBM12D-4<br>Blue 76H <sup>Ⓢ</sup><br>(2)                              | —    | —              | 6TON76<br>Blue 76H <sup>Ⓢ</sup><br>(2)  | STD<br>(2)               | 15512<br>Blue 76H <sup>Ⓢ</sup><br>(2)      | W32RT<br>Blue 19<br>(3)   | (1)   | U32RT<br>Blue 19<br>(2)                                                                          | —      |
| TBM12D-4<br>Blue 76H <sup>Ⓢ</sup><br>(4)                              | —    | —              | 6TON76<br>Blue 76H <sup>Ⓢ</sup><br>(4)  | STD<br>(4)               | 15512<br>Blue 76H <sup>Ⓢ</sup><br>(4)      | W32RT<br>Blue 19<br>(4)   | (3)   | U32RT<br>Blue 19<br>(4)                                                                          | —      |
| TBM12D-3<br>Brown 87H <sup>Ⓢ</sup><br>(2)                             | —    | —              | 6TON87<br>Brown 87H <sup>Ⓢ</sup><br>(2) | STD<br>(2)               | 15506<br>Brown 87H <sup>Ⓢ</sup><br>(2)     | —                         | (1)   | U34RT<br>Brown 20<br>(2)                                                                         | —      |
| TBM12D-3<br>Brown 87H <sup>Ⓢ</sup><br>(4)                             | —    | —              | 6TON87<br>Brown 87H <sup>Ⓢ</sup><br>(4) | STD<br>(4)               | 15506<br>Brown 87H <sup>Ⓢ</sup><br>(4)     | —                         | (4)   | U34RT<br>Brown 20<br>(4)                                                                         | —      |
| TBM12D-2<br>Pink 99H <sup>Ⓢ</sup><br>(2)                              | —    | —              | —                                       | STD<br>(2)               | 15505<br>Pink 99H <sup>Ⓢ</sup><br>(2)      | —                         | (1)   | U38XRT<br>Pink L99<br>(2)                                                                        | —      |
| TBM12D-2<br>Pink 99H <sup>Ⓢ</sup><br>(4)                              | —    | —              | —                                       | STD<br>(4)               | 15505<br>Pink 99H <sup>Ⓢ</sup><br>(4)      | —                         | (4)   | U38XRT<br>Pink L99<br>(4)                                                                        | —      |
| TBM12D-2<br>Pink 99H <sup>Ⓢ</sup><br>(2)                              | —    | —              | —                                       | STD<br>(2)               | 15505<br>Pink 99H <sup>Ⓢ</sup><br>(2)      | —                         | (1)   | U38RT<br>Pink 400<br>(2)                                                                         | —      |
| TBM12D-2<br>Black 106H <sup>Ⓢ</sup><br>(2)                            | —    | —              | —                                       | —                        | 15515-CK<br>Black 106H <sup>Ⓢ</sup><br>(2) | —                         | (1)   | U39RT<br>Black 24<br>(2)                                                                         | —      |
| TBM12D-1<br>Yellow 115H <sup>Ⓢ</sup><br>(2)                           | —    | —              | —                                       | —                        | 15504<br>Yellow 115H <sup>Ⓢ</sup><br>(2)   | —                         | (1)   | U44XRT<br>Yellow L115<br>(2)                                                                     | —      |

ⓈHalf width dies.

ⓈRequires U die adapter.

A.  
System  
Overview

B1.  
Cable Ties

B2.  
Cable  
Accessories

B3.  
Stainless  
Steel Ties

C1.  
Wiring  
Duct

C2.  
Surface  
Raceway

C3.  
Abrasion  
Protection

C4.  
Cable  
Management

D1.  
Terminals

D2.  
Power  
Connectors

D3.  
Grounding  
Connectors

E1.  
Labeling  
Systems

E2.  
Labels

E3.  
Pre-Printed  
& Write-On  
Markers

E4.  
Permanent  
Identification

E5.  
Lockout/  
Tagout  
& Safety  
Solutions

F.  
Index

A. System Overview

B1. Cable Ties

B2. Cable Accessories

B3. Stainless Steel Ties

C1. Wiring Duct

C2. Surface Raceway

C3. Abrasion Protection

C4. Cable Management

D1. Terminals

D2. Power Connectors

D3. Grounding Connectors

E1. Labeling Systems

E2. Labels

E3. Pre-Printed & Write-On Markers

E4. Permanent Identification

E5. Lockout/Tagout & Safety Solutions

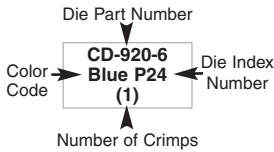
F. Index

**For use with Copper Conductors**

## Installation Tooling and Die Selections for: Types LCAF, LCCF, and SCSF

### How to read this chart

For LCAF6 Lug and CT-2931 crimping tool:



**Panduit (See Compression Connector Tools Selection Guide, Pages D3.34 – D3.36)**

**CT-930, CT-930CH, CT-2930, CT-2930/L, CT-2930/LE, CT-2931, CT-920, CT-920CH, CT-2920, CT-940CH, CT-2940, CT-2940/L, CT-2940/LE**

**Die Part Number/Color Code and Die Index Number/ (Number Of Crimps)**

| Panduit Part Number           | Std. Wire Size | Cable Classes             | Wire Strip Length (In.)     | Die Part Number/Color Code and Die Index Number/ (Number Of Crimps) |                               |
|-------------------------------|----------------|---------------------------|-----------------------------|---------------------------------------------------------------------|-------------------------------|
|                               |                |                           |                             | for LCAF, SCSF Parts                                                | for LCCF Parts                |
| LCAF8<br>LCCF8<br>SCSF8       | #8 AWG         | Locomotive (DLO)          | 13/16<br>11/16              | CD-920-8<br>Red P21<br>(1)                                          |                               |
| LCAF6<br>LCCF6<br>SCSF6       | #6 AWG         | K, M,<br>Locomotive (DLO) | 7/8<br>1-5/16<br>13/16      | CD-920-6<br>Blue P24<br>(1)                                         | CD-920-6<br>Blue P24<br>(2)   |
| LCAF4<br>LCCF4<br>SCSF4       | #4 AWG         | K, M,<br>Locomotive (DLO) | 7/8<br>1-5/16<br>13/16      | CD-920-4<br>Gray P29<br>(1)                                         | CD-920-4<br>Gray P29<br>(2)   |
| LCAF2<br>LCCF2<br>SCSF2       | #2 AWG         | K, M,<br>Locomotive (DLO) | 15/16<br>1-7/16<br>7/8      | CD-920-2<br>Brown P33<br>(1)                                        | CD-920-2<br>Brown P33<br>(2)  |
| LCAF1<br>LCCF1<br>SCSF1       | #1 AWG         | K, M,<br>Locomotive (DLO) | 1<br>1-1/2<br>7/8           | CD-920-1/0<br>Pink P42<br>(1)                                       | CD-920-1/0<br>Pink P42<br>(2) |
| LCAF1/0<br>LCCF1/0<br>SCSF1/0 | 1/0 AWG        | K, M,<br>Locomotive (DLO) | 1-7/16<br>1-9/16<br>1-3/16  | CD-920-2/0<br>Black P45<br>(2)                                      |                               |
| LCAF2/0<br>LCCF2/0<br>SCSF2/0 | 2/0 AWG        | K, M,<br>Locomotive (DLO) | 1-7/16<br>1-9/16<br>1-3/16  | CD-920-3/0<br>Orange P50<br>(2)                                     |                               |
| LCAF3/0<br>LCCF3/0<br>SCSF3/0 | 3/0 AWG        | K, M,<br>Locomotive (DLO) | 1-7/16<br>1-5/8<br>1-3/16   | CD-920-4/0<br>Purple P54<br>(2)                                     |                               |
| LCAF4/0<br>LCCF4/0<br>SCSF4/0 | 4/0 AWG        | K, M,<br>Locomotive (DLO) | 1-7/16<br>1-11/16<br>1-3/16 | CD-920-250<br>Yellow P62<br>(2)                                     |                               |

① CD-920 dies can be used with CT-940CH and CT-2940 tools with CD-940-DA adapter.

For use with  
Copper  
Conductors

## Installation Tooling and Die Selections for: Types LCAF, LCCF, and SCSF (continued)

|                       |                          |                           |                         | Panduit (See Compression Connector Tools Selection Guide, Pages D3.34 – D3.36)                                                                                                        |                                               |
|-----------------------|--------------------------|---------------------------|-------------------------|---------------------------------------------------------------------------------------------------------------------------------------------------------------------------------------|-----------------------------------------------|
|                       |                          |                           |                         | CT-930, CT-930CH, CT-2930, CT-2930/L, CT-2930/LE, CT-2931, CT-920, CT-920CH, CT-2920, CT-940CH <sup>①</sup> , CT-2940 <sup>①</sup> , CT-2940/L <sup>①</sup> , CT-2940/LE <sup>①</sup> |                                               |
|                       |                          |                           |                         | Die Part Number/Color Code and Die Index Number/<br>(Number Of Crimps)                                                                                                                |                                               |
| Panduit Part Number   | Std. Wire Size           | Cable Classes             | Wire Strip Length (In.) | for LCAF, SCSF Parts                                                                                                                                                                  | for LCCF Parts                                |
| L = Lug<br>S = Splice |                          |                           |                         |                                                                                                                                                                                       |                                               |
| LCAF250               | 250 kcmil<br>262.6 kcmil | K, M,<br>Locomotive (DLO) | 1-3/4                   | CD-920-300<br>White P66<br>(2)                                                                                                                                                        | CD-920-300<br>White P66<br>(3)                |
| LCCF250               |                          |                           | 2-5/16                  |                                                                                                                                                                                       |                                               |
| SCSF250               |                          |                           | 1-3/16                  |                                                                                                                                                                                       |                                               |
| LCAF300               | 300 kcmil<br>313.1 kcmil | K, M,<br>Locomotive (DLO) | 1-3/4                   | CD-920-350<br>Red P71<br>(2)                                                                                                                                                          | CD-920-350<br>Red P71<br>(3)                  |
| LCCF300               |                          |                           | 2-3/8                   |                                                                                                                                                                                       |                                               |
| SCSF300               |                          |                           | 1-1/4                   |                                                                                                                                                                                       |                                               |
| LCAF350               | 350 kcmil<br>373.7 kcmil | K, M,<br>Locomotive (DLO) | 1-15/16                 | CD-920-400<br>Blue P76<br>(2)                                                                                                                                                         | CD-920-400<br>Blue P76<br>(3)                 |
| LCCF350               |                          |                           | 2-9/16                  |                                                                                                                                                                                       |                                               |
| SCSF350               |                          |                           | 1-1/2                   |                                                                                                                                                                                       |                                               |
| LCAF400               | 400 kcmil<br>444.4 kcmil | K, M,<br>Locomotive (DLO) | 2-1/4                   | CD-920-500<br>Brown P87<br>(2)                                                                                                                                                        | CD-920-500<br>Brown P87<br>(3)                |
| LCCF400               |                          |                           | 2-3/4                   |                                                                                                                                                                                       |                                               |
| SCSF400               |                          |                           | 1-11/16                 |                                                                                                                                                                                       |                                               |
| LCAF500               | 500 kcmil<br>535.3 kcmil | K, M,<br>Locomotive (DLO) | 2-5/16                  | CD-920-500A<br>Pink P99<br>(2)                                                                                                                                                        | CD-920-500A<br>Pink P99<br>(3)                |
| LCCF500               |                          |                           | 2-15/16                 |                                                                                                                                                                                       |                                               |
| SCSF500               |                          |                           | 1-5/8                   |                                                                                                                                                                                       |                                               |
| LCAF600 <sup>③</sup>  | 646.4 kcmil              | Locomotive (DLO)          | 2-3/8                   | CD-920-750<br>Black P106<br>(2)                                                                                                                                                       | CD-920-750<br>Black P106<br>(3)               |
| LCCF600 <sup>③</sup>  |                          |                           | 3                       |                                                                                                                                                                                       |                                               |
| SCSF600 <sup>③</sup>  |                          |                           | 1-5/8                   |                                                                                                                                                                                       |                                               |
| LCAF750 <sup>③</sup>  | 777.7 kcmil              | Locomotive (DLO)          | 2-7/16                  | CD-940-800 <sup>②</sup><br>Orange P107<br>(2)                                                                                                                                         | CD-940-800 <sup>②</sup><br>Orange P107<br>(4) |
| LCCF750 <sup>③</sup>  |                          |                           | 3-1/16                  |                                                                                                                                                                                       |                                               |
| SCSF750 <sup>③</sup>  |                          |                           | 1-5/8                   |                                                                                                                                                                                       |                                               |

① CD-920 dies can be used with CT-940CH and CT-2940 tools with CD-940-DA adapter.

② CD-940 dies to be used exclusively with CT-940CH and CT-2940 tools.

③ Can only be crimped with CT-940CH and CT-2940 tools.

A.  
System  
Overview

B1.  
Cable Ties

B2.  
Cable  
Accessories

B3.  
Stainless  
Steel Ties

C1.  
Wiring  
Duct

C2.  
Surface  
Raceway

C3.  
Abrasion  
Protection

C4.  
Cable  
Management

D1.  
Terminals

D2.  
Power  
Connectors

D3.  
Grounding  
Connectors

E1.  
Labeling  
Systems

E2.  
Labels

E3.  
Pre-Printed  
& Write-On  
Markers

E4.  
Permanent  
Identification

E5.  
Lockout/  
Tagout  
& Safety  
Solutions

F.  
Index

A. System Overview

B1. Cable Ties

B2. Cable Accessories

B3. Stainless Steel Ties

C1. Wiring Duct

C2. Surface Raceway

C3. Abrasion Protection

C4. Cable Management

D1. Terminals

D2. Power Connectors

D3. Grounding Connectors

E1. Labeling Systems

E2. Labels

E3. Pre-Printed & Write-On Markers

E4. Permanent Identification

E5. Lockout/Tagout & Safety Solutions

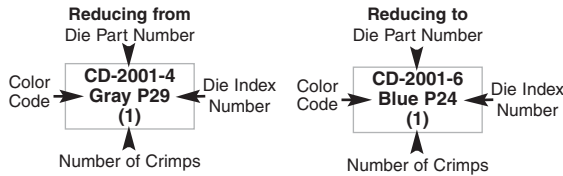
F. Index

**For use with Copper Conductors**

## Installation Tooling and Die Selections for: Type RSC In-Line Reducing Splice

### How to read this chart

For RSC4-6 splice and CT-2001 crimping tool:



| Panduit Part Number | Reducing From               |               |                         | Reducing To                 |               |                         |
|---------------------|-----------------------------|---------------|-------------------------|-----------------------------|---------------|-------------------------|
|                     | Standard Wire Size          | Cable Classes | Wire Strip Length (In.) | Standard Wire Size          | Cable Classes | Wire Strip Length (In.) |
| <b>RSC4-6</b>       | #4 – #3 AWG STR, #2 AWG SOL | B, C, Compact | 1                       | #6 AWG                      | B, C, Compact | 1-5/16                  |
| <b>RSC2-6</b>       | #2 AWG                      | B, C, Compact | 1                       | #6 AWG                      | B, C, Compact | 1-5/16                  |
| <b>RSC2-4</b>       | #2 AWG                      | B, C, Compact | 1                       | #4 – #3 AWG STR, #2 AWG SOL | B, C, Compact | 1-5/16                  |
| <b>RSC1/0-6</b>     | 1/0 AWG                     | B, C, Compact | 1                       | #6 AWG                      | B, C, Compact | 1-5/16                  |
| <b>RSC1/0-4</b>     | 1/0 AWG                     | B, C, Compact | 1                       | #4 – #3 AWG STR, #2 AWG SOL | B, C, Compact | 1-5/16                  |
| <b>RSC2/0-6</b>     | 2/0 AWG                     | B, C, Compact | 1-1/16                  | #6 AWG                      | B, C, Compact | 1-5/16                  |
| <b>RSC2/0-4</b>     | 2/0 AWG                     | B, C, Compact | 1-1/16                  | #4 – #3 AWG STR, #2 AWG SOL | B, C, Compact | 1-5/16                  |
| <b>RSC4/0-6</b>     | 4/0 AWG                     | B, C, Compact | 1-1/16                  | #6 AWG                      | B, C, Compact | 1-5/16                  |
| <b>RSC4/0-4</b>     | 4/0 AWG                     | B, C, Compact | 1-1/16                  | #4 – #3 AWG STR, #2 AWG SOL | B, C, Compact | 1-5/16                  |
| <b>RSC4/0-1/0</b>   | 4/0 AWG                     | B, C, Compact | 1-1/16                  | 1/0 AWG                     | B, C, Compact | 1-9/16                  |
| <b>RSC4/0-2/0</b>   | 4/0 AWG                     | B, C, Compact | 1-1/16                  | 2/0 AWG                     | B, C, Compact | 1-7/16                  |
| <b>RSC500-X4/0</b>  | 500 kcmil                   | B, C, Compact | 1-7/8                   | 4/0 AWG                     | I             | 1-7/16                  |
| <b>RSC500-X350</b>  | 500 kcmil                   | B, C, Compact | 1-7/8                   | 350 kcmil                   | I             | 1-7/8                   |
| <b>RSC750-4/0</b>   | 750 kcmil                   | B, C, Compact | 2                       | 4/0 AWG                     | B, C, Compact | 1-5/8                   |
| <b>RSC750-X4/0</b>  | 750 kcmil                   | B, C, Compact | 2                       | 4/0 AWG                     | I             | 1-7/16                  |
| <b>RSC750-X350</b>  | 750 kcmil                   | B, C, Compact | 2                       | 350 kcmil                   | I             | 1-7/8                   |
| <b>RSC750-500</b>   | 750 kcmil                   | B, C, Compact | 2                       | 500 kcmil                   | B, C, Compact | 1-7/8                   |
| <b>RSC750-X500</b>  | 750 kcmil                   | B, C, Compact | 2                       | 500 kcmil                   | I             | 2                       |
| <b>RSC750-750</b>   | 750 kcmil                   | B, C, Compact | 2                       | 750 kcmil                   | B, C, Compact | 2                       |
| <b>RSCX750-4/0</b>  | 750 kcmil                   | I             | 2                       | 4/0 AWG                     | B, C, Compact | 1-5/8                   |
| <b>RSCX750-750</b>  | 750 kcmil                   | I             | 2                       | 750 kcmil                   | B, C, Compact | 2                       |

For use with  
Copper  
Conductors

## Installation Tooling and Die Selections for: Type RSC In-Line Reducing Splice (continued)

| Panduit (See Compression Connector Tools Selection Guide, Pages D3.34–D3.36) |              |                         |                         |                                                                                 |                            |                                                                                                                                                                                                                                                                                                                   |                                             |
|------------------------------------------------------------------------------|--------------|-------------------------|-------------------------|---------------------------------------------------------------------------------|----------------------------|-------------------------------------------------------------------------------------------------------------------------------------------------------------------------------------------------------------------------------------------------------------------------------------------------------------------|---------------------------------------------|
| CT-1700 <sup>①</sup>                                                         |              | CT-720                  |                         | CT-2001,<br>CT-2001/L, CT-2001/LE,<br>CT-2002, CT-2002/L,<br>CT-3001, CT-3001/E |                            | CT-930 <sup>⑤</sup> , CT-930CH <sup>⑤</sup> , CT-920 <sup>⑥</sup> ,<br>CT-920CH <sup>⑥</sup> , CT-2920 <sup>⑥</sup> ,<br>CT-2940 <sup>③</sup> , CT-2940/L <sup>③</sup> , CT-2940/LE <sup>③</sup> ,<br>CT-940CH <sup>③</sup> , CT-2930 <sup>⑤</sup> ,<br>CT-2930/L, CT-2930/LE <sup>⑤</sup> , CT-2931 <sup>⑤</sup> |                                             |
| Reducing From                                                                | Reducing To  | Reducing From           | Reducing To             | Reducing From                                                                   | Reducing To                | Reducing From                                                                                                                                                                                                                                                                                                     | Reducing To                                 |
| Die Part Number/Color Code and Die Index Number/<br>(Number Of Crimps)       |              |                         |                         |                                                                                 |                            |                                                                                                                                                                                                                                                                                                                   |                                             |
| Gray P29 (2)                                                                 | Blue P24 (2) | CD-720-1 Gray P29 (1)   | CD-720-1 Blue P24 (1)   | CD-2001-4 Gray P29 (1)                                                          | CD-2001-6 Blue P24 (1)     | CD-920-4 Gray P29 (1)                                                                                                                                                                                                                                                                                             | CD-920-6 Blue P24 (1)                       |
| Brown P33 (2)                                                                | Blue P24 (2) | CD-720-1 Brown P33 (1)  | CD-720-1 Blue P24 (1)   | CD-2001-2 Brown P33 (1)                                                         | CD-2001-6 Blue P24 (1)     | CD-920-2 Brown P33 (1)                                                                                                                                                                                                                                                                                            | CD-920-6 Blue P24 (1)                       |
| Brown P33 (2)                                                                | Gray P29 (2) | CD-720-1 Brown P33 (1)  | CD-720-1 Gray P29 (1)   | CD-2001-2 Brown P33 (1)                                                         | CD-2001-4 Gray P29 (1)     | CD-920-2 Brown P33 (1)                                                                                                                                                                                                                                                                                            | CD-920-4 Gray P29 (1)                       |
| —                                                                            | —            | CD-720-2 Pink P42 (1)   | CD-720-1 Blue P24 (1)   | CD-2001-1/0 Pink P42 (1)                                                        | CD-2001-6 Blue P24 (1)     | CD-920-1/0 Pink P42 (1)                                                                                                                                                                                                                                                                                           | CD-920-6 Blue P24 (1)                       |
| —                                                                            | —            | CD-720-2 Pink P42 (1)   | CD-720-1 Gray P29 (1)   | CD-2001-1/0 Pink P42 (1)                                                        | CD-2001-4 Gray P29 (1)     | CD-920-1/0 Pink P42 (1)                                                                                                                                                                                                                                                                                           | CD-920-4 Gray P29 (1)                       |
| —                                                                            | —            | CD-720-2 Black P45 (2)  | CD-720-1 Blue P24 (1)   | CD-2001-2/0 Black P45 (2)                                                       | CD-2001-6 Blue P24 (1)     | CD-920-2/0 Black P45 (1)                                                                                                                                                                                                                                                                                          | CD-920-6 Blue P24 (1)                       |
| —                                                                            | —            | CD-720-2 Black P45 (2)  | CD-720-1 Gray P29 (1)   | CD-2001-2/0 Black P45 (2)                                                       | CD-2001-4 Gray P29 (1)     | CD-920-2/0 Black P45 (1)                                                                                                                                                                                                                                                                                          | CD-920-4 Gray P29 (1)                       |
| —                                                                            | —            | CD-720-3 Purple P54 (2) | CD-720-1 Blue P24 (1)   | CD-2001-4/0 Purple P54 (2)                                                      | CD-2001-6 Blue P24 (1)     | CD-920-4/0 Purple P54 (1)                                                                                                                                                                                                                                                                                         | CD-920-6 Blue P24 (1)                       |
| —                                                                            | —            | CD-720-3 Purple P54 (2) | CD-720-1 Gray P29 (1)   | CD-2001-4/0 Purple P54 (2)                                                      | CD-2001-4 Gray P29 (1)     | CD-920-4/0 Purple P54 (1)                                                                                                                                                                                                                                                                                         | CD-920-4 Gray P29 (1)                       |
| —                                                                            | —            | CD-720-3 Purple P54 (2) | CD-720-2 Pink P42 (2)   | CD-2001-4/0 Purple P54 (2)                                                      | CD-2001-1/0 Pink P42 (2)   | CD-920-4/0 Purple P54 (1)                                                                                                                                                                                                                                                                                         | CD-920-1/0 Pink P42 (2)                     |
| —                                                                            | —            | CD-720-3 Purple P54 (2) | CD-720-2 Black P45 (2)  | CD-2001-4/0 Purple P54 (2)                                                      | CD-2001-2/0 Black P45 (2)  | CD-920-4/0 Purple P54 (1)                                                                                                                                                                                                                                                                                         | CD-920-2/0 Black P45 (2)                    |
| —                                                                            | —            | CD-720-7 Brown P87 (2)  | CD-720-3 Yellow P62 (2) | CD-2001-500 Brown P87 (3)                                                       | CD-2001-250 Yellow P62 (2) | CD-920-500 Brown P87 (2)                                                                                                                                                                                                                                                                                          | CD-920-250 Yellow P62 (2)                   |
| —                                                                            | —            | CD-720-7 Brown P87 (2)  | CD-720-6 Blue P76 (2)   | CD-2001-500 Brown P87 (3)                                                       | CD-2001-400 Blue P76 (3)   | CD-920-500 Brown P87 (2)                                                                                                                                                                                                                                                                                          | CD-920-400 Blue P76 (2)                     |
| —                                                                            | —            | —                       | —                       | —                                                                               | —                          | CD-920-750,<br>CD-940-750 <sup>④</sup><br>Black P106 (2)                                                                                                                                                                                                                                                          | CD-920-4/0 Purple P54 (1)                   |
| —                                                                            | —            | —                       | —                       | —                                                                               | —                          | CD-920-750,<br>CD-940-750 <sup>④</sup><br>Black P106 (2)                                                                                                                                                                                                                                                          | CD-920-250 Yellow P62 (1)                   |
| —                                                                            | —            | —                       | —                       | —                                                                               | —                          | CD-920-750,<br>CD-940-750 <sup>④</sup><br>Black P106 (2)                                                                                                                                                                                                                                                          | CD-920-400 Blue P76 (2)                     |
| —                                                                            | —            | —                       | —                       | —                                                                               | —                          | CD-920-750,<br>CD-940-750 <sup>④</sup><br>Black P106 (2)                                                                                                                                                                                                                                                          | CD-920-500 Brown P87 (2)                    |
| —                                                                            | —            | —                       | —                       | —                                                                               | —                          | CD-920-750,<br>CD-940-750 <sup>④</sup><br>Black P106 (2)                                                                                                                                                                                                                                                          | CD-920-500A Pink P99 (2)                    |
| —                                                                            | —            | —                       | —                       | —                                                                               | —                          | CD-920-750,<br>CD-940-750 <sup>④</sup><br>Black P106 (2)                                                                                                                                                                                                                                                          | CD-920-750,<br>CD-940-750<br>Black P106 (2) |
| —                                                                            | —            | —                       | —                       | —                                                                               | —                          | CD-940-750X <sup>④</sup><br>Yellow P115 (2)                                                                                                                                                                                                                                                                       | CD-920-4/0 Purple P54 (1)                   |
| —                                                                            | —            | —                       | —                       | —                                                                               | —                          | CD-940-750X <sup>④</sup><br>Yellow P115 (2)                                                                                                                                                                                                                                                                       | CD-940-750 <sup>④</sup><br>Black P106 (2)   |

①The CT-1700 crimp die pockets are integrated into the tool frame.  
 ②CD-920 dies can be used with CT-940CH and CT-2940 tools with CD-940-DA adapter.  
 ③CD-940 dies to be used with CT-940CH and CT-2940 tools.  
 ④Maximum conductor size: 500 kcmil class I and 750 kcmil class I, B, C, Compact.  
 ⑤Maximum conductor size: 250 kcmil class I and 400 kcmil class I, B, C, Compact.

For Burndy tooling, see pages D3.78 – D3.79  
 For Thomas and Betts tooling, see pages D3.80 – D3.81

A.  
System  
Overview

B1.  
Cable Ties

B2.  
Cable  
Accessories

B3.  
Stainless  
Steel Ties

C1.  
Wiring  
Duct

C2.  
Surface  
Raceway

C3.  
Abrasion  
Protection

C4.  
Cable  
Management

D1.  
Terminals

D2.  
Power  
Connectors

D3.  
Grounding  
Connectors

E1.  
Labeling  
Systems

E2.  
Labels

E3.  
Pre-Printed  
& Write-On  
Markers

E4.  
Permanent  
Identification

E5.  
Lockout/  
Tagout  
& Safety  
Solutions

F.  
Index

A.  
System  
Overview

B1.  
Cable Ties

B2.  
Cable  
Accessories

B3.  
Stainless  
Steel Ties

C1.  
Wiring  
Duct

C2.  
Surface  
Raceway

C3.  
Abrasion  
Protection

C4.  
Cable  
Management

D1.  
Terminals

D2.  
Power  
Connectors

D3.  
Grounding  
Connectors

E1.  
Labeling  
Systems

E2.  
Labels

E3.  
Pre-Printed  
& Write-On  
Markers

E4.  
Permanent  
Identification

E5.  
Lockout/  
Tagout  
& Safety  
Solutions

F.  
Index

**For use with  
Copper  
Conductors**

## Installation Tooling and Die Selections for: Type RSC In-Line Reducing Splice (continued)

| Panduit Part Number | Reducing From                  |               |                         | Reducing To                    |               |                         |
|---------------------|--------------------------------|---------------|-------------------------|--------------------------------|---------------|-------------------------|
|                     | Standard Wire Size             | Cable Classes | Wire Strip Length (In.) | Standard Wire Size             | Cable Classes | Wire Strip Length (In.) |
| RSC4-6              | #4 – #3 AWG STR,<br>#2 AWG SOL | B, C, Compact | 1                       | #6 AWG                         | B, C, Compact | 1-5/16                  |
| RSC2-6              | #2 AWG                         | B, C, Compact | 1                       | #6 AWG                         | B, C, Compact | 1-5/16                  |
| RSC2-4              | #2 AWG                         | B, C, Compact | 1                       | #4 – #3 AWG STR,<br>#2 AWG SOL | B, C, Compact | 1-5/16                  |
| RSC1/0-6            | 1/0 AWG                        | B, C, Compact | 1                       | #6 AWG                         | B, C, Compact | 1-5/16                  |
| RSC1/0-4            | 1/0 AWG                        | B, C, Compact | 1                       | #4 – #3 AWG STR,<br>#2 AWG SOL | B, C, Compact | 1-5/16                  |
| RSC2/0-6            | 2/0 AWG                        | B, C, Compact | 1-1/16                  | #6 AWG                         | B, C, Compact | 1-5/16                  |
| RSC2/0-4            | 2/0 AWG                        | B, C, Compact | 1-1/16                  | #4 – #3 AWG STR,<br>#2 AWG SOL | B, C, Compact | 1-5/16                  |
| RSC4/0-6            | 4/0 AWG                        | B, C, Compact | 1-1/16                  | #6 AWG                         | B, C, Compact | 1-5/16                  |
| RSC4/0-4            | 4/0 AWG                        | B, C, Compact | 1-1/16                  | #4 – #3 AWG STR,<br>#2 AWG SOL | B, C, Compact | 1-5/16                  |
| RSC4/0-1/0          | 4/0 AWG                        | B, C, Compact | 1-1/16                  | 1/0 AWG                        | B, C, Compact | 1-9/16                  |
| RSC4/0-2/0          | 4/0 AWG                        | B, C, Compact | 1-1/16                  | 2/0 AWG                        | B, C, Compact | 1-7/16                  |
| RSC500-X4/0         | 500 kcmil                      | B, C, Compact | 1-7/8                   | 4/0 AWG                        | I             | 1-7/16                  |
| RSC500-X350         | 500 kcmil                      | B, C, Compact | 1-7/8                   | 350 kcmil                      | I             | 1-7/8                   |
| RSC750-4/0          | 750 kcmil                      | B, C, Compact | 2                       | 4/0 AWG                        | B, C, Compact | 1-5/8                   |
| RSC750-X4/0         | 750 kcmil                      | B, C, Compact | 2                       | 4/0 AWG                        | I             | 1-7/16                  |
| RSC750-X350         | 750 kcmil                      | B, C, Compact | 2                       | 350 kcmil                      | I             | 1-7/8                   |
| RSC750-500          | 750 kcmil                      | B, C, Compact | 2                       | 500 kcmil                      | B, C, Compact | 1-7/8                   |
| RSC750-X500         | 750 kcmil                      | B, C, Compact | 2                       | 500 kcmil                      | I             | 2                       |
| RSC750-750          | 750 kcmil                      | B, C, Compact | 2                       | 750 kcmil                      | B, C, Compact | 2                       |
| RSCX750-4/0         | 750 kcmil                      | I             | 2                       | 4/0 AWG                        | B, C, Compact | 1-5/8                   |
| RSCX750-750         | 750 kcmil                      | I             | 2                       | 750 kcmil                      | B, C, Compact | 2                       |

For use with  
Copper  
Conductors

## Installation Tooling and Die Selections for: Type RSC In-Line Reducing Splice (continued)

| Burndy                                                                 |                |                  |                |                                                                                                          |                        |
|------------------------------------------------------------------------|----------------|------------------|----------------|----------------------------------------------------------------------------------------------------------|------------------------|
| Y1MR,<br>Y2MR                                                          |                | Y1MRTC           |                | Y35, Y35BH, Y39, Y39BH,<br>Y45, Y46, Y750, Y750HS,<br>Y750-2, Y750BH-2, BAT35,<br>BAT750, PAT644, PAT750 |                        |
| Reducing<br>From                                                       | Reducing<br>To | Reducing<br>From | Reducing<br>To | Reducing<br>From                                                                                         | Reducing<br>To         |
| Die Part Number/Color Code and Die Index Number/<br>(Number of Crimps) |                |                  |                |                                                                                                          |                        |
| Gray (2)                                                               | Blue (3)       | White (2)        | Blue (3)       | U4CR<br>Gray 8 (1)                                                                                       | U5CRT<br>Blue 7 (1)    |
| Brown (2)                                                              | Blue (3)       | Brown (2)        | Blue (3)       | U2CRT<br>Brown 10 (1)                                                                                    | U5CRT<br>Blue 7 (1)    |
| Brown (2)                                                              | Gray (3)       | Brown (2)        | White (3)      | U2CRT<br>Brown 10 (1)                                                                                    | U4CRT<br>Gray 8 (1)    |
| —                                                                      | —              | —                | —              | U25RT<br>Pink 12 (1)                                                                                     | U5CRT<br>Blue 7 (1)    |
| —                                                                      | —              | —                | —              | U25RT<br>Pink 12 (1)                                                                                     | U4CRT<br>Gray 8 (1)    |
| —                                                                      | —              | —                | —              | U26RT<br>Black 13 (1)                                                                                    | U5CRT<br>Blue 7 (1)    |
| —                                                                      | —              | —                | —              | U26RT<br>Black 13 (1)                                                                                    | U4CRT<br>Gray 8 (1)    |
| —                                                                      | —              | —                | —              | U28RT<br>Purple 15 (1)                                                                                   | U5CRT<br>Blue 7 (1)    |
| —                                                                      | —              | —                | —              | U28RT<br>Purple 15 (1)                                                                                   | U4CRT<br>Gray 8 (1)    |
| —                                                                      | —              | —                | —              | U28RT<br>Purple 15 (1)                                                                                   | U25RT<br>Pink 12 (2)   |
| —                                                                      | —              | —                | —              | U28RT<br>Purple 15 (1)                                                                                   | U26RT<br>Black 13 (1)  |
| —                                                                      | —              | —                | —              | U34RT<br>Brown 20 (2)                                                                                    | U29RT<br>Yellow 16 (1) |
| —                                                                      | —              | —                | —              | U34RT<br>Brown 20 (2)                                                                                    | U32RT<br>Blue 19 (2)   |
| —                                                                      | —              | —                | —              | U39RT<br>Black 24 (3)                                                                                    | U28RT<br>Purple 15 (1) |
| —                                                                      | —              | —                | —              | U39RT<br>Black 24 (3)                                                                                    | U29RT<br>Yellow 16 (1) |
| —                                                                      | —              | —                | —              | U39RT<br>Black 24 (3)                                                                                    | U32RT<br>Blue 19 (2)   |
| —                                                                      | —              | —                | —              | U39RT<br>Black 24 (3)                                                                                    | U34RT<br>Brown 20 (2)  |
| —                                                                      | —              | —                | —              | U39RT<br>Black 24 (3)                                                                                    | U38XRT<br>Pink L99 (3) |
| —                                                                      | —              | —                | —              | U39RT<br>Black 24 (3)                                                                                    | U39RT<br>Black 24 (3)  |
| —                                                                      | —              | —                | —              | —                                                                                                        | —                      |
| —                                                                      | —              | —                | —              | —                                                                                                        | —                      |

For Panduit tooling, see pages D3.76 – D3.77  
For Thomas and Betts tooling, see pages D3.80 – D3.81

A.  
System  
Overview

B1.  
Cable Ties

B2.  
Cable  
Accessories

B3.  
Stainless  
Steel Ties

C1.  
Wiring  
Duct

C2.  
Surface  
Raceway

C3.  
Abrasion  
Protection

C4.  
Cable  
Management

D1.  
Terminals

D2.  
Power  
Connectors

D3.  
Grounding  
Connectors

E1.  
Labeling  
Systems

E2.  
Labels

E3.  
Pre-Printed  
& Write-On  
Markers

E4.  
Permanent  
Identification

E5.  
Lockout/  
Tagout  
& Safety  
Solutions

F.  
Index



A.  
System  
Overview

B1.  
Cable Ties

B2.  
Cable  
Accessories

B3.  
Stainless  
Steel Ties

C1.  
Wiring  
Duct

C2.  
Surface  
Raceway

C3.  
Abrasion  
Protection

C4.  
Cable  
Management

D1.  
Terminals

D2.  
Power  
Connectors

D3.  
Grounding  
Connectors

E1.  
Labeling  
Systems

E2.  
Labels

E3.  
Pre-Printed  
& Write-On  
Markers

E4.  
Permanent  
Identification

E5.  
Lockout/  
Tagout  
& Safety  
Solutions

F.  
Index

**For use with  
Copper  
Conductors**

## Installation Tooling and Die Selections for: Type RSC In-Line Reducing Splice (continued)

| Panduit Part Number | Reducing From                   |               |                   | Reducing To          |               |                   |
|---------------------|---------------------------------|---------------|-------------------|----------------------|---------------|-------------------|
|                     | Standard Wire Size              | Cable Classes | Wire Strip Length | Standard Wire Size   | Cable Classes | Wire Strip Length |
| RSC4-6              | #4 – #3 AWG STR<br>#2 AWG Solid | B, C, Compact | 1                 | 6 AWG                | B, C, Compact | 1-5/16            |
| RSC2-6              | #2 AWG                          | B, C, Compact | 1                 | 6 AWG                | B, C, Compact | 1-5/16            |
| RSC2-4              | #2 AWG                          | B, C, Compact | 1                 | 4-3 AWG<br>2 Solid   | B, C, Compact | 1-5/16            |
| RSC1/0-6            | 1/0 AWG                         | B, C, Compact | 1                 | 6 AWG                | B, C, Compact | 1-5/16            |
| RSC1/0-4            | 1/0 AWG                         | B, C, Compact | 1                 | 4 – 3 AWG<br>2 Solid | B, C, Compact | 1-5/16            |
| RSC2/0-6            | 2/0 AWG                         | B, C, Compact | 1-1/16            | 6 AWG                | B, C, Compact | 1-5/16            |
| RSC2/0-4            | 2/0 AWG                         | B, C, Compact | 1-1/16            | 4 – 3 AWG<br>2 Solid | B, C, Compact | 1-5/16            |
| RSC4/0-6            | 4/0 AWG                         | B, C, Compact | 1-1/16            | 6 AWG                | B, C, Compact | 1-5/16            |
| RSC4/0-4            | 4/0 AWG                         | B, C, Compact | 1-1/16            | 4 – 3 AWG<br>2 Solid | B, C, Compact | 1-5/16            |
| RSC4/0-1/0          | 4/0 AWG                         | B, C, Compact | 1-1/16            | 1/0 AWG              | B, C, Compact | 1-9/16            |
| RSC4/0-2/0          | 4/0 AWG                         | B, C, Compact | 1-1/16            | 2/0 AWG              | B, C, Compact | 1-7/16            |
| RSC500-X4/0         | 500 kcmil                       | B, C, Compact | 1-7/8             | 4/0 AWG              | I             | 1-7/16            |
| RSC500-X350         | 500 kcmil                       | B, C, Compact | 1-7/8             | 350 kcmil            | I             | 1-7/8             |
| RSC750-4/0          | 750 kcmil                       | B, C, Compact | 2                 | 4/0 AWG              | B, C, Compact | 1-5/8             |
| RSC750-X4/0         | 750 kcmil                       | B, C, Compact | 2                 | 4/0 AWG              | I             | 1-7/16            |
| RSC750-X350         | 750 kcmil                       | B, C, Compact | 2                 | 350 AWG              | I             | 1-7/8             |
| RSC750-500          | 750 kcmil                       | B, C, Compact | 2                 | 500 kcmil            | B, C, Compact | 1-7/8             |
| RSC750-X500         | 750 kcmil                       | B, C, Compact | 2                 | 500 kcmil            | I             | 2                 |
| RSC750-750          | 750 kcmil                       | B, C, Compact | 2                 | 750 kcmil            | B, C, Compact | 2                 |
| RSCX750-4/0         | 750 kcmil                       | I             | 2                 | 4/0 AWG              | B, C, Compact | 1-5/8             |
| RSCX750-750         | 750 kcmil                       | I             | 2                 | 750 kcmil            | B, C, Compact | 2                 |

For use with  
Copper  
Conductors

## Installation Tooling and Die Selections for: Type RSC In-Line Reducing Splice (continued)

| Thomas & Betts                                     |                |                     |                |                                    |                                    |                                                |                             |
|----------------------------------------------------|----------------|---------------------|----------------|------------------------------------|------------------------------------|------------------------------------------------|-----------------------------|
| TBM20S,<br>TBM25S                                  |                | TBM5,<br>TBM6, TBM8 |                | TBM12,<br>13642M                   |                                    | TBM14BSCR,<br>BPLT14BSCR,<br>13100A,<br>TBM14M |                             |
| Reducing<br>From                                   | Reducing<br>To | Reducing<br>From    | Reducing<br>To | Reducing<br>From                   | Reducing<br>To                     | Reducing<br>From                               | Reducing<br>To              |
| Color Code/Die Index Number/<br>(Number of Crimps) |                |                     |                |                                    |                                    |                                                |                             |
| Gray 29 (2)                                        | Blue 24 (3)    | Gray 29 (1)         | Blue 24 (1)    | Gray 29 (1)                        | Blue 24 (1)                        | Gray 29 (1)                                    | Blue 24 (1)                 |
| Brown 33 (2)                                       | Blue 24 (3)    | Brown 33 (1)        | Blue 24 (1)    | Brown 33 (1)                       | Blue 24 (1)                        | Brown 33 (1)                                   | Blue 24 (1)                 |
| Brown 33 (2)                                       | Gray 29 (3)    | Brown 33 (1)        | Gray 29 (1)    | Brown 33 (1)                       | Gray 29 (1)                        | Brown 33 (1)                                   | Gray 29 (1)                 |
| —                                                  | —              | Pink 42 (1)         | Blue 24 (1)    | Pink 42 (1)                        | Blue 24 (1)                        | Pink 42H <sup>®</sup> (2)                      | Blue 24 (1)                 |
| —                                                  | —              | Pink 42 (1)         | Gray 29 (1)    | Pink 42 (1)                        | Gray 29 (1)                        | Pink 42H <sup>®</sup> (2)                      | Gray 29 (1)                 |
| —                                                  | —              | Black 45 (2)        | Blue 24(1)     | Black/Gold 45 (1)                  | Blue 24 (1)                        | Black 45 (1)                                   | Blue 24 (1)                 |
| —                                                  | —              | Black 45 (2)        | Gray 29 (1)    | Black/Gold 45 (1)                  | Gray 29 (1)                        | Black 45 (1)                                   | Gray 29 (1)                 |
| —                                                  | —              | Purple 54 (2)       | Blue 24 (1)    | Purple/Olive 54 (1)                | Blue 24 (1)                        | Olive 54H <sup>®</sup> (2)                     | Blue 24 (1)                 |
| —                                                  | —              | Purple 54 (2)       | Gray 29 (1)    | Purple/Olive 54 (1)                | Gray 29 (1)                        | Olive 54H <sup>®</sup> (2)                     | Gray 29 (1)                 |
| —                                                  | —              | Purple 54 (2)       | Pink 42 (2)    | Purple/Olive 54 (1)                | Pink 42 (2)                        | Olive 54H <sup>®</sup> (2)                     | Pink 42H <sup>®</sup> (4)   |
| —                                                  | —              | Purple 54 (2)       | Black 45 (2)   | Purple/Olive 54 (1)                | Black/Gold 45 (1)                  | Olive 54H <sup>®</sup> (2)                     | Black 45 (1)                |
| —                                                  | —              | —                   | —              | Brown 87H <sup>®</sup> (2)         | Yellow 62 (1)                      | Brown 87H <sup>®</sup> (2)                     | Yellow 62 (1)               |
| —                                                  | —              | —                   | —              | Brown 87H <sup>®</sup> (2)         | Blue 76H <sup>®</sup> (2)          | Brown 87H <sup>®</sup> (2)                     | Blue 76 (1)                 |
| —                                                  | —              | —                   | —              | Black/Orange 106H <sup>®</sup> (2) | Purple/Olive 54 (1)                | Black 106H <sup>®</sup> (2)                    | Olive 54H <sup>®</sup> (2)  |
| —                                                  | —              | —                   | —              | Black/Orange 106H <sup>®</sup> (2) | Yellow 62 (1)                      | Black 106H <sup>®</sup> (2)                    | Yellow 62 (1)               |
| —                                                  | —              | —                   | —              | Black/Orange 106H <sup>®</sup> (2) | Blue 76H <sup>®</sup> (2)          | Black 106H <sup>®</sup> (2)                    | Blue 76 (1)                 |
| —                                                  | —              | —                   | —              | Black/Orange 106H <sup>®</sup> (2) | Brown 87H <sup>®</sup> (2)         | Black 106H <sup>®</sup> (2)                    | Brown 87H <sup>®</sup> (2)  |
| —                                                  | —              | —                   | —              | Black/Orange 106H <sup>®</sup> (2) | Pink 99H (2)                       | Black 106H <sup>®</sup> (2)                    | Pink 99H (2)                |
| —                                                  | —              | —                   | —              | Black/Orange 106H <sup>®</sup> (2) | Black/Orange 106H <sup>®</sup> (2) | Black 106H <sup>®</sup> (2)                    | Black 106H <sup>®</sup> (2) |
| —                                                  | —              | —                   | —              | —                                  | —                                  | —                                              | —                           |
| —                                                  | —              | —                   | —              | —                                  | —                                  | —                                              | —                           |

®Half width dies.

For Panduit tooling, see pages D3.76 – D3.77  
For Burndy tooling, see pages D3.78 – D3.79

A.  
System  
Overview

B1.  
Cable Ties

B2.  
Cable  
Accessories

B3.  
Stainless  
Steel Ties

C1.  
Wiring  
Duct

C2.  
Surface  
Raceway

C3.  
Abrasion  
Protection

C4.  
Cable  
Management

D1.  
Terminals

D2.  
Power  
Connectors

D3.  
Grounding  
Connectors

E1.  
Labeling  
Systems

E2.  
Labels

E3.  
Pre-Printed  
& Write-On  
Markers

E4.  
Permanent  
Identification

E5.  
Lockout/  
Tagout  
& Safety  
Solutions

F.  
Index

A. System Overview

B1. Cable Ties

B2. Cable Accessories

B3. Stainless Steel Ties

C1. Wiring Duct

C2. Surface Raceway

C3. Abrasion Protection

C4. Cable Management

D1. Terminals

D2. Power Connectors

D3. Grounding Connectors

E1. Labeling Systems

E2. Labels

E3. Pre-Printed & Write-On Markers

E4. Permanent Identification

E5. Lockout/Tagout & Safety Solutions

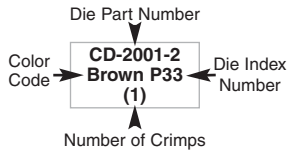
F. Index

**For use with Copper Conductors**

## Installation Tooling and Die Selections for: Type PSC

### How to read this chart

For PSCBRN-L parallel splice and CT-2001 crimping tool:



### Panduit Crimping Tool Part Number (See Compression Connector Tools Selection Guide, pages D3.34 – D3.36)

| Panduit Splice Part Number | Wire Strip Length (In.) | Uni-Die™ Dieless<br>CT-980, CT-980CH, CT-2950,<br>CT-2980, CT-2980/L,<br>CT-2980/LE, CT-2981 | CT-2001,<br>CT-2001/L, CT-2001/LE,<br>CT-2002, CT-2002/L,<br>CT-3001, CT-3001/E | CT-920, CT-930, CT-2940*, CT-2940/L*,<br>CT-2940/LE*, CT-920CH, CT-930CH,<br>CT-940CH*, CT-2920, CT-2930,<br>CT-2930/L, CT-2930/LE, CT-2931 |
|----------------------------|-------------------------|----------------------------------------------------------------------------------------------|---------------------------------------------------------------------------------|---------------------------------------------------------------------------------------------------------------------------------------------|
|                            |                         | Die Part Number/Color Code and Die Index Number/(Number of Crimps)                           |                                                                                 |                                                                                                                                             |
| PSCRED-L                   | 7/16                    | —                                                                                            | CD-2001-8<br>Red P21<br>(1)                                                     | CD-920-8<br>Red P21<br>(1)                                                                                                                  |
| PSCBLU-L                   | 7/16                    | —                                                                                            | CD-2001-6<br>Blue P24<br>(1)                                                    | CD-920-6<br>Blue P24<br>(1)                                                                                                                 |
| PSCGRY-L                   | 7/16                    | (1)                                                                                          | CD-2001-4<br>Gray P29<br>(1)                                                    | CD-920-4<br>Gray P29<br>(1)                                                                                                                 |
| PSCBRN-L                   | 11/16                   | (1)                                                                                          | CD-2001-2<br>Brown P33<br>(1)                                                   | CD-920-2<br>Brown P33<br>(1)                                                                                                                |
| PSCGRN-L                   | 11/16                   | (1)                                                                                          | CD-2001-1<br>Green P37<br>(1)                                                   | CD-920-1<br>Green P37<br>(1)                                                                                                                |
| PSCPNK-L                   | 11/16                   | (1)                                                                                          | CD-2001-1/0<br>Pink P42<br>(1)                                                  | CD-920-1/0<br>Pink P42<br>(1)                                                                                                               |
| PSCBLK-Q                   | 7/8                     | (1)                                                                                          | CD-2001-2/0<br>Black P45<br>(1)                                                 | CD-920-2/0<br>Black P45<br>(1)                                                                                                              |
| PSCORG-Q                   | 7/8                     | (1)                                                                                          | CD-2001-3/0<br>Orange P50<br>(1)                                                | CD-920-3/0<br>Orange P50<br>(1)                                                                                                             |
| PSCPUR-Q                   | 1                       | (1)                                                                                          | CD-2001-4/0<br>Purple P54<br>(1)                                                | CD-920-4/0<br>Purple P54<br>(1)                                                                                                             |
| PSCYEL-Q                   | 1 1/16                  | (1)                                                                                          | CD-2001-250<br>Yellow P62<br>(1)                                                | CD-920-250<br>Yellow P62<br>(1)                                                                                                             |

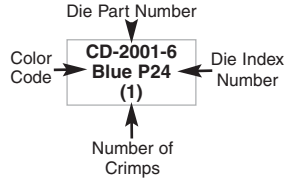
\*CD-920 dies can be used with CT-940CH and CT-2940 tools with the CD-940-DA die adapter.

For use with  
Copper  
Conductors

## Installation Tooling and Die Selections for: Types LCMA, LCMD, and SCMS

### How to read this chart

For LCMA16  
lug and CT-2001  
crimping tool:



### Panduit Tool P/N Die Part Number/Color Code and Die Index Number (Number of Crimps)

| Panduit Part Number       | Wire Size          | Wire Type | Wire Strip Length (mm) | Current Rating | CT-100, CT-200, CT-1570 (Manual) | CT-600 (Air)          | CT-1701 (Manual) | CT-2001, CT-2001/L, CT-2001/LE, CT-2002, CT-2002/L, CT-3001, CT-3001/E | CT-930LPCH***, CT-920, CT-920CH, CT-2931, CT-2920, CT-930, CT-930CH, CT-2930, CT-2930/L, CT-2930/LE, CT-940CH*, CT-2940*, CT-2940/L*, CT-2940/LE* |
|---------------------------|--------------------|-----------|------------------------|----------------|----------------------------------|-----------------------|------------------|------------------------------------------------------------------------|---------------------------------------------------------------------------------------------------------------------------------------------------|
| LCMA6, LCMD6              | 4-6mm <sup>2</sup> | Class 2R  | 11.0<br>11.0           | 30A            | 22-10<br>(1)                     | CT-570CH<br>12-10 (1) | P10<br>(1)       | —                                                                      | —                                                                                                                                                 |
| LCMA10, LCMD10, SCMS10    | 10mm <sup>2</sup>  | Class 2R  | 12.5<br>12.5<br>16.5   | —<br>—<br>50A  | —                                | —                     | —                | CD-2001-8<br>Red P21<br>(1)                                            | CD-920-8<br>Red P21<br>(1)                                                                                                                        |
| LCMA16, LCMD16, SCMS16    | 16mm <sup>2</sup>  | Class 2R  | 16.0<br>16.0<br>19.0   | 65A            | —                                | —                     | —                | CD-2001-6<br>Blue P24<br>(1)                                           | CD-920-6<br>Blue P24<br>(1)                                                                                                                       |
| LCMA25, LCMD25, SCMS25    | 25mm <sup>2</sup>  | Class 2R  | 16.5<br>16.5<br>19.5   | —              | —                                | —                     | —                | CD-2001-4<br>Gray P29<br>(1)                                           | CD-920-4<br>Gray P29<br>(1)                                                                                                                       |
| LCMA35, LCMD35, SCMS35    | 35mm <sup>2</sup>  | Class 2R  | 19.0<br>19.0<br>19.5   | —              | —                                | —                     | —                | CD-2001-4<br>Gray P29<br>(1)                                           | CD-920-4<br>Gray P29<br>(1)                                                                                                                       |
| LCMA50, LCMD50, SCMS50    | 50mm <sup>2</sup>  | Class 2R  | 21.8<br>21.8<br>26.0   | —              | —                                | —                     | —                | CD-2001-1<br>Green P37<br>(1)                                          | CD-920-1<br>Green P37<br>(1)                                                                                                                      |
| LCMA70, LCMD70, SCMS70    | 70mm <sup>2</sup>  | Class 2R  | 24.8<br>24.8<br>27.5   | —              | —                                | —                     | —                | CD-2001-2/0<br>Black P45<br>(2)                                        | CD-920-2/0<br>Black P45<br>(2)                                                                                                                    |
| LCMA95, LCMD95, SCMS95    | 95mm <sup>2</sup>  | Class 2R  | 26.0<br>26.0<br>28.5   | —              | —                                | —                     | —                | CD-2001-4/0<br>Purple P54<br>(2)                                       | CD-920-4/0<br>Purple P54<br>(2)                                                                                                                   |
| LCMA120, LCMD120, SCMS120 | 120mm <sup>2</sup> | Class 2R  | 26.0<br>26.0<br>30.0   | —              | —                                | —                     | —                | CD-2001-250<br>Yellow P62<br>(2)                                       | CD-920-250<br>Yellow P62<br>(2)                                                                                                                   |
| LCMA150, LCMD150, SCMS150 | 150mm <sup>2</sup> | Class 2R  | 29.0<br>29.0<br>30.0   | —              | —                                | —                     | —                | CD-2001-300<br>White P66<br>(2)                                        | CD-920-300<br>White P66<br>(2)                                                                                                                    |
| LCMA185, LCMD185, SCMS185 | 185mm <sup>2</sup> | Class 2R  | 29.7<br>29.7<br>32.0   | —              | —                                | —                     | —                | CD-2001-400<br>Blue P76<br>(2)                                         | CD-920-400<br>Blue P76<br>(2)                                                                                                                     |
| LCMA240, LCMD240, SCMS240 | 240mm <sup>2</sup> | Class 2R  | 36.5<br>36.5<br>37.5   | —              | —                                | —                     | —                | CD-2001-500<br>Brown P87<br>(2)                                        | CD-920-500<br>Brown P87<br>(2)                                                                                                                    |
| LCMA300, LCMD300, SCMS300 | 300mm <sup>2</sup> | Class 2R  | 41.8<br>41.8<br>39.0   | —              | —                                | —                     | —                | —                                                                      | CD-920-600<br>Green P94<br>(2)                                                                                                                    |
| LCMA400, LCMD400, SCMS400 | 400mm <sup>2</sup> | Class 2R  | 46.3<br>46.3<br>49.0   | —              | —                                | —                     | —                | —                                                                      | CD-920-750<br>CD-940-750**<br>Black P106(2)                                                                                                       |
| LCMA500, LCMD500, SCMS500 | 500mm <sup>2</sup> | Class 2R  | 48.0<br>48.0<br>49.5   | —              | —                                | —                     | —                | —                                                                      | CD-940-1000**<br>White P125<br>(3)                                                                                                                |
| LCMA630, LCMD630, SCMS630 | 630mm <sup>2</sup> | Class 2R  | 57.7<br>57.7<br>67.0   | —              | —                                | —                     | —                | —                                                                      | CD-940-1000**<br>White P125<br>(4)                                                                                                                |

\*CD-920 dies can be used with CT-940CH and CT-2940 tools with CD-940-DA adapter.

\*\*CD-940 dies to be used exclusively with CT-940CH and CT-2940 tools.

\*\*\*Maximum size: 120mm lugs and splices.

A.  
System  
Overview

B1.  
Cable Ties

B2.  
Cable  
Accessories

B3.  
Stainless  
Steel Ties

C1.  
Wiring  
Duct

C2.  
Surface  
Raceway

C3.  
Abrasion  
Protection

C4.  
Cable  
Management

D1.  
Terminals

D2.  
Power  
Connectors

D3.  
Grounding  
Connectors

E1.  
Labeling  
Systems

E2.  
Labels

E3.  
Pre-Printed  
& Write-On  
Markers

E4.  
Permanent  
Identification

E5.  
Lockout/  
Tagout  
& Safety  
Solutions

F.  
Index

A. System Overview

B1. Cable Ties

B2. Cable Accessories

B3. Stainless Steel Ties

C1. Wiring Duct

C2. Surface Raceway

C3. Abrasion Protection

C4. Cable Management

D1. Terminals

D2. Power Connectors

D3. Grounding Connectors

E1. Labeling Systems

E2. Labels

E3. Pre-Printed & Write-On Markers

E4. Permanent Identification

E5. Lockout/Tagout & Safety Solutions

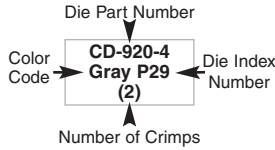
F. Index

**For use with Copper or Aluminum Conductors**

## Installation Tooling and Die Selections for: Types LAA, LAB, and SA

### How to read this chart

For LAA6 and CT-2931 crimping tool:



### Panduit (See Compression Connector Tools Selection Guide, Pages D3.34 – D3.36)

| Panduit Part Number<br>L = Lug<br>S = Splice                       | Std. Wire Size | Wire Strip Length (In.) | Panduit (See Compression Connector Tools Selection Guide, Pages D3.34 – D3.36) |                        |                                                                                                                                                                                       |
|--------------------------------------------------------------------|----------------|-------------------------|--------------------------------------------------------------------------------|------------------------|---------------------------------------------------------------------------------------------------------------------------------------------------------------------------------------|
|                                                                    |                |                         | CT-1700 <sup>①</sup>                                                           | CT-720                 | CT-930, CT-930CH, CT-920, CT-920CH, CT-2920, CT-2930, CT-2930/L, CT-2930/LE, CT-2931, CT-2940 <sup>②</sup> , CT-2940/L <sup>③</sup> , CT-2940/LE <sup>③</sup> , CT-940CH <sup>③</sup> |
| Die Part Number/Color Code and Die Index Number/(Number Of Crimps) |                |                         |                                                                                |                        |                                                                                                                                                                                       |
| LAA6                                                               | #6 AWG         | 1                       | Gray P29 (5)                                                                   | CD-720-1 Gray P29 (2)  | CD-920-4 Gray P29 (2)                                                                                                                                                                 |
| SA6                                                                |                | 3/4                     |                                                                                |                        |                                                                                                                                                                                       |
| LAA4                                                               | #4 AWG         | 1-1/16                  | Green P37 (5)                                                                  | CD-720-2 Green P37 (2) | CD-920-1 Green P37 (2)                                                                                                                                                                |
| SA4                                                                |                | 7/8                     |                                                                                |                        |                                                                                                                                                                                       |
| LAA2                                                               | #2 AWG         | 1                       | —                                                                              | CD-720-2 Pink P42 (2)  | CD-920-1/0 Pink P42 (2)                                                                                                                                                               |
| SA2                                                                |                | 7/16                    |                                                                                |                        |                                                                                                                                                                                       |
| LAA1                                                               | #1 AWG         | 1                       | —                                                                              | CD-720-2 Gold P45 (3)  | CD-920-2/0 Gold P45 (2)                                                                                                                                                               |
| SA1                                                                |                | 7/16                    |                                                                                |                        |                                                                                                                                                                                       |
| LAA1/0                                                             | 1/0 AWG        | 1-9/16                  | —                                                                              | CD-720-2 Tan P50 (3)   | CD-920-3/0 Tan P50 (2)                                                                                                                                                                |
| LAB1/0                                                             |                |                         |                                                                                |                        |                                                                                                                                                                                       |
| SA1/0                                                              |                | 1                       |                                                                                |                        |                                                                                                                                                                                       |
| LAA2/0                                                             | 2/0 AWG        | 1-9/16                  | —                                                                              | CD-720-3 Olive P54 (3) | CD-920-4/0 Olive P54 (2)                                                                                                                                                              |
| LAB2/0                                                             |                |                         |                                                                                |                        |                                                                                                                                                                                       |
| SA2/0                                                              |                | 1-1/8                   |                                                                                |                        |                                                                                                                                                                                       |
| LAA3/0                                                             | 3/0 AWG        | 1-9/16                  | —                                                                              | CD-720-3 Ruby P60 (4)  | CD-920-250 Ruby P60 (2)                                                                                                                                                               |
| LAB3/0                                                             |                |                         |                                                                                |                        |                                                                                                                                                                                       |
| SA3/0                                                              |                | 1-1/4                   |                                                                                |                        |                                                                                                                                                                                       |
| LAA4/0                                                             | 4/0 AWG        | 1-3/4                   | —                                                                              | CD-720-4 White P66 (4) | CD-920-300 White P66 (2)                                                                                                                                                              |
| LAB4/0                                                             |                |                         |                                                                                |                        |                                                                                                                                                                                       |
| SA4/0                                                              |                | 1-5/16                  |                                                                                |                        |                                                                                                                                                                                       |
| LAA250                                                             | 250 kcmil      | 1-3/4                   | —                                                                              | CD-720-5 Red P71 (4)   | CD-920-350 Red P71 (2)                                                                                                                                                                |
| LAB250                                                             |                |                         |                                                                                |                        |                                                                                                                                                                                       |
| SA250                                                              |                | 1-7/16                  |                                                                                |                        |                                                                                                                                                                                       |
| LAA300                                                             | 300 kcmil      | 2-5/16                  | —                                                                              | CD-720-6 Blue P76 (4)  | CD-920-400 Blue P76 (2)                                                                                                                                                               |
| LAB300                                                             |                |                         |                                                                                |                        |                                                                                                                                                                                       |
| SA300                                                              |                | 1-1/2                   |                                                                                |                        |                                                                                                                                                                                       |
| LAA350                                                             | 350 kcmil      | 2-5/16                  | —                                                                              | CD-720-7 Brown P87 (4) | CD-920-500 Brown P87 (2)                                                                                                                                                              |
| LAB350                                                             |                |                         |                                                                                |                        |                                                                                                                                                                                       |
| SA350                                                              |                | 1-5/8                   |                                                                                |                        |                                                                                                                                                                                       |
| LAA400                                                             | 400 kcmil      | 2-9/16                  | —                                                                              | —                      | CD-920-600 Green P94 (4)                                                                                                                                                              |
| LAB400                                                             |                |                         |                                                                                |                        |                                                                                                                                                                                       |
| SA400                                                              |                | 1-13/16                 |                                                                                |                        |                                                                                                                                                                                       |
| LAA500                                                             | 500 kcmil      | 3-1/16                  | —                                                                              | —                      | CD-920-500A Pink P99 (4)                                                                                                                                                              |
| LAB500                                                             |                |                         |                                                                                |                        |                                                                                                                                                                                       |
| SA500                                                              |                | 1-7/8                   |                                                                                |                        |                                                                                                                                                                                       |
| LAA600                                                             | 600 kcmil      | 3-1/16                  | —                                                                              | —                      | CD-920-750, CD-940-750 <sup>④</sup> Black P106 (4)                                                                                                                                    |
| LAB600                                                             |                |                         |                                                                                |                        |                                                                                                                                                                                       |
| SA600                                                              |                | 2                       |                                                                                |                        |                                                                                                                                                                                       |
| LAA750                                                             | 750 kcmil      | 3-7/16                  | —                                                                              | —                      | CD-940-750A <sup>④</sup> Red P125 (4)                                                                                                                                                 |
| LAB750                                                             |                |                         |                                                                                |                        |                                                                                                                                                                                       |
| SA750                                                              |                | 2-1/4                   |                                                                                |                        |                                                                                                                                                                                       |
| LAA800                                                             | 800 kcmil      | 3-7/16                  | —                                                                              | —                      | CD-940-800A <sup>④</sup> Gray P140 (4)                                                                                                                                                |
| LAB800                                                             |                |                         |                                                                                |                        |                                                                                                                                                                                       |
| SA800                                                              |                | 2-5/16                  |                                                                                |                        |                                                                                                                                                                                       |
| LAA1000                                                            | 1000 kcmil     | 4-3/4                   | —                                                                              | —                      | CD-940-1000A <sup>④</sup> Brown P161 (4)                                                                                                                                              |
| LAB1000                                                            |                |                         |                                                                                |                        |                                                                                                                                                                                       |
| SA1000                                                             |                | 2-9/16                  |                                                                                |                        |                                                                                                                                                                                       |

①The CT-1700 crimp die pockets are integrated into the tool frame.

②CD-920 dies can be used with CT-940CH and CT-2940 tools with CD-940-DA die adapter. Maximum size splice is 250 kcmil with CT-920, CT-920CH, and CT-2920 tools.

③CD-940 dies to be used exclusively with CT-940CH and CT-2940 tools.

For use with  
Copper or  
Aluminum  
Conductors

## Installation Tooling and Die Selections for: Types LAA, LAB, and SA (continued)

| Panduit Part Number<br>L = Lug<br>S = Splice | Std. Wire Size | Wire Strip Length (In.) | Thomas & Betts                                                     |          |                          | Burdny |                  |                  |                  | Anderson |
|----------------------------------------------|----------------|-------------------------|--------------------------------------------------------------------|----------|--------------------------|--------|------------------|------------------|------------------|----------|
|                                              |                |                         | TBM5                                                               | TBM8     | TBM15, TBMISI, TBMISBSCR | MY29   | Y35              | Y39              | Y45, Y46         | VC8      |
|                                              |                |                         | Die Part Number/Color Code and Die Index Number/(Number of Crimps) |          |                          |        |                  |                  |                  |          |
| LAA6                                         | #6 AWG         | 1                       | Gray 29                                                            | Gray 29  | Gray 29                  | 6AL    | U6CABT Gray 346  | U6CABT Gray 346  | U6CABT Gray 346  | STD      |
| SA6                                          |                | 3/4                     | (2)                                                                | (2)      | (2)                      | (1)    | (1)              | (1)              | (1)              | (1)      |
| LAA4                                         | #4 AWG         | 1-1/16                  | Green 37                                                           | Green 37 | Green 37                 | 4AL    | U4CABT Green 375 | U4CABT Green 375 | U4CABT Green 375 | STD      |
| SA4                                          |                | 7/8                     | (2)                                                                | (2)      | (2)                      | (1)    | (1)              | (1)              | (1)              | (1)      |
| LAA2                                         | #2 AWG         | 1                       | Pink 42                                                            | Pink 42  | Pink 42                  | 2AL    | U2CABT Pink 348  | U2CABT Pink 348  | U2CABT Pink 348  | STD      |
| SA2                                          |                | 7/16                    | (3)                                                                | (3)      | (2)                      | (1)    | (2)              | (2)              | (2)              | (1)      |
| LAA1                                         | #1 AWG         | 1                       | Gold 45                                                            | Gold 45  | Gold 45                  | 1AL    | U1CART Gold 471  | U1CART Gold 471  | U1CART Gold 471  | STD      |
| SA1                                          |                | 7/16                    | (3)                                                                | (3)      | (2)                      | (1)    | (2)              | (2)              | (2)              | (1)      |
| LAA1/0                                       | 1/0 AWG        | 1-9/16                  | Tan 50                                                             | Tan 50   | Tan 50                   | 1/0AL  | U25ART Tan 298   | U25ART Tan 298   | U25ART Tan 298   | STD      |
| LAB1/0                                       |                | 1                       | (3)                                                                | (3)      | (2)                      | (1)    | (2)              | (2)              | (2)              | (2)      |
| SA1/0                                        |                |                         |                                                                    |          |                          |        |                  |                  |                  |          |
| LAA2/0                                       | 2/0 AWG        | 1-9/16                  | Olive 54                                                           | Olive 54 | Olive 54                 | 2/0AL  | U26ART Olive 297 | U26ART Olive 297 | U26ART Olive 297 | STD      |
| LAB2/0                                       |                | 1-1/8                   | (3)                                                                | (3)      | (3)                      | (2)    | (2)              | (2)              | (2)              | (2)      |
| SA2/0                                        |                |                         |                                                                    |          |                          |        |                  |                  |                  |          |
| LAA3/0                                       | 3/0 AWG        | 1-9/16                  | Ruby 60                                                            | Ruby 60  | Ruby 60                  | 3/0AL  | U27ART Ruby 467  | U27ART Ruby 467  | U27ART Ruby 467  | STD      |
| LAB3/0                                       |                | 1-1/4                   | (4)                                                                | (4)      | (2)                      | (2)    | (2)              | (2)              | (2)              | (2)      |
| SA3/0                                        |                |                         |                                                                    |          |                          |        |                  |                  |                  |          |
| LAA4/0                                       | 4/0 AWG        | 1-3/4                   | —                                                                  | White 66 | White 66                 | 4/0AL  | U28ART White 298 | U28ART White 298 | U28ART White 298 | STD      |
| LAB4/0                                       |                | 1-5/16                  |                                                                    |          | (4)                      | (2)    | (2)              | (2)              | (2)              | (2)      |
| SA4/0                                        |                |                         |                                                                    |          |                          |        |                  |                  |                  |          |
| LAA250                                       | 250 kcmil      | 1-3/4                   | —                                                                  | Red 71   | Red 71H <sup>®</sup>     | —      | U29ART Red 324   | U29ART Red 324   | U29ART Red 324   | STD      |
| LAB250                                       |                | 1-7/16                  |                                                                    |          | (4)                      | (4)    |                  | (2)              | (2)              | (2)      |
| SA250                                        |                |                         |                                                                    |          |                          |        |                  |                  |                  |          |
| LAA300                                       | 300 kcmil      | 2-5/16                  | —                                                                  | Blue 76  | Blue 76                  | —      | U30ART Blue 470  | U30ART Blue 470  | U30ART Blue 470  | STD      |
| LAB300                                       |                | 1-1/2                   |                                                                    |          | (4)                      | (2)    |                  | (2)              | (2)              | (2)      |
| SA300                                        |                |                         |                                                                    |          |                          |        |                  |                  |                  |          |
| LAA350                                       | 350 kcmil      | 2-5/16                  | —                                                                  | Brown 87 | Brown 87H <sup>®</sup>   | —      | U31ART Brown 299 | U31ART Brown 299 | U31ART Brown 299 | STD      |
| LAB350                                       |                | 1-5/8                   |                                                                    |          | (4)                      | (4)    |                  | (2)              | (2)              | (2)      |
| SA350                                        |                |                         |                                                                    |          |                          |        |                  |                  |                  |          |
| LAA400                                       | 400 kcmil      | 2-9/16                  | —                                                                  | —        | Green 94H <sup>®</sup>   | —      | U32ART Green 472 | U32ART Green 472 | U32ART Green 472 | —        |
| LAB400                                       |                | 1-13/16                 |                                                                    |          | (4)                      |        | (4)              | (4)              | (4)              |          |
| SA400                                        |                |                         |                                                                    |          |                          |        |                  |                  |                  |          |
| LAA500                                       | 500 kcmil      | 3-1/16                  | —                                                                  | —        | Pink 99H <sup>®</sup>    | —      | U34ART Pink 300  | U34ART Pink 300  | U34ART Pink 300  | —        |
| LAB500                                       |                | 1-7/8                   |                                                                    |          | (4)                      |        | (4)              | (4)              | (4)              |          |
| SA500                                        |                |                         |                                                                    |          |                          |        |                  |                  |                  |          |
| LAA600                                       | 600 kcmil      | 3-1/16                  | —                                                                  | —        | Black 106                | —      | U36ART Black 473 | U36ART Black 473 | U36ART Black 473 | —        |
| LAB600                                       |                | 2                       |                                                                    |          | (3)                      |        | (4)              | (4)              | (4)              |          |
| SA600                                        |                |                         |                                                                    |          |                          |        |                  |                  |                  |          |
| LAA750                                       | 750 kcmil      | 3-7/16                  | —                                                                  | —        | Yellow 115H <sup>®</sup> | —      | —                | S39ART Red 301   | S39ART Red 301   | —        |
| LAB750                                       |                | 2-1/4                   |                                                                    |          | (4)                      |        |                  | (4)              | (4)              |          |
| SA750                                        |                |                         |                                                                    |          |                          |        |                  |                  |                  |          |
| LAA800                                       | 800 kcmil      | 3-7/16                  | —                                                                  | —        | 125H <sup>®</sup>        | —      | —                | Gray 474         | Gray 474         | —        |
| LAB800                                       |                | 2-5/16                  |                                                                    |          | (4)                      |        |                  | (4)              | (4)              |          |
| SA800                                        |                |                         |                                                                    |          |                          |        |                  |                  |                  |          |
| LAA1000                                      | 1000 kcmil     | 4-3/4                   | —                                                                  | —        | 161                      | —      | —                | S44ART Brown 302 | S44ART Brown 302 | —        |
| LAB1000                                      |                | 2-9/16                  |                                                                    |          | (5)                      |        |                  | (4)              | (4)              |          |
| SA1000                                       |                |                         |                                                                    |          |                          |        |                  |                  |                  |          |

®Half width dies.

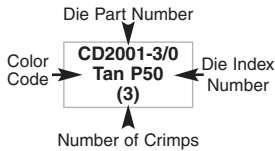
- A. System Overview
- B1. Cable Ties
- B2. Cable Accessories
- B3. Stainless Steel Ties
- C1. Wiring Duct
- C2. Surface Raceway
- C3. Abrasion Protection
- C4. Cable Management
- D1. Terminals
- D2. Power Connectors
- D3. Grounding Connectors
- E1. Labeling Systems
- E2. Labels
- E3. Pre-Printed & Write-On Markers
- E4. Permanent Identification
- E5. Lockout/Tagout & Safety Solutions
- F. Index

**For use with Copper or Aluminum Conductors**

## Installation Tooling and Die Selections for: Type SAR

### How to read this chart

For SAR2-4 splice and CT-2001 crimping tool:



### Panduit (See Compression Connector Tools Selection Guide, Pages D3.34 – D3.36)

| Panduit Part Number | Aluminum Wire Size | Aluminum or Copper Wire Size | Wire Strip Length (both ends) (In.) | Die Part Number/Color Code and Die Index Number/ (Number Of Crimps) |                                                                       |                                                                                                                                                                                                   |
|---------------------|--------------------|------------------------------|-------------------------------------|---------------------------------------------------------------------|-----------------------------------------------------------------------|---------------------------------------------------------------------------------------------------------------------------------------------------------------------------------------------------|
|                     |                    |                              |                                     | CT-720                                                              | CT-2001, CT-2001L, CT-2001/LE, CT-2002, CT-2002/L, CT-3001, CT-3001/E | CT-920, CT-920CH, CT-930, CT-930CH, CT-2930, CT-2930/L, CT-2930/LE, CT-2931, CT-930LPCH, CT-2920, CT-940CH <sup>②</sup> , CT-2940 <sup>②</sup> , CT-2940/L <sup>②</sup> , CT-2940/LE <sup>②</sup> |
| <b>SAR2-4</b>       | #2 AWG             | #4 AWG                       | 2-1/16                              | CD-720-2<br>Tan P50<br>(3)                                          | CD-2001-3/0<br>Tan P50<br>(3)                                         | CD-920-3/0<br>Tan P50<br>(2)                                                                                                                                                                      |
| <b>SAR1/0-2</b>     | 1/0 AWG            | #2 AWG                       | 2-1/16                              | CD-720-2<br>Tan P50<br>(3)                                          | CD-2001-3/0<br>Tan P50<br>(3)                                         | CD-920-3/0<br>Tan P50<br>(2)                                                                                                                                                                      |
| <b>SAR3/0-1/0</b>   | 3/0 AWG            | 1/0 AWG                      | 2-5/16                              | CD-720-5<br>Red P71<br>(3)                                          | CD-2001-350<br>Red P71<br>(4)                                         | CD-920-350<br>Red P71<br>(2)                                                                                                                                                                      |
| <b>SAR4/0-2/0</b>   | 4/0 AWG            | 2/0 AWG                      | 2-3/16                              | CD-720-5<br>Red P71<br>(3)                                          | CD-2001-350<br>Red P71<br>(4)                                         | CD-920-350<br>Red P71<br>(2)                                                                                                                                                                      |
| <b>SAR350-4/0</b>   | 350 kcmil          | 4/0 AWG                      | 3-3/16                              | CD-720-7<br>Brown P87<br>(4)                                        | —                                                                     | CD-920-500<br>Brown P87<br>(4)                                                                                                                                                                    |
| <b>SAR500-350</b>   | 500 kcmil          | 350 kcmil                    | 4-1/4                               | —                                                                   | —                                                                     | CD-920-500A<br>Pink P99<br>(4)                                                                                                                                                                    |
| <b>SAR600-500</b>   | 600 kcmil          | 500 kcmil                    | 4                                   | —                                                                   | —                                                                     | CD-920-750, CD-940-750 <sup>③</sup><br>Black P106<br>(4)                                                                                                                                          |
| <b>SAR750-600</b>   | 750 kcmil          | 600 kcmil                    | 4-7/16                              | —                                                                   | —                                                                     | CD-940-750 <sup>③</sup><br>Red P125<br>(4)                                                                                                                                                        |

②CD-920 dies can be used with CT-940CH and CT-2940 tools with CD-940-DA die adapter. Maximum size splice is 250 kcmil with Panduit CT-920, CT-920CH and CT-2920 tools and Burndy Y35, Y35BH and BAT35 tools.

③CD-940 dies to be used exclusively with CT-940CH and CT-2940 tools.

For use with  
Copper or  
Aluminum  
Conductors

## Installation Tooling and Die Selections for: Type SAR (continued)

| Thomas & Betts                                                                 |                 |                                 | Burndy        |                                                                                                 |                            | Anderson   |
|--------------------------------------------------------------------------------|-----------------|---------------------------------|---------------|-------------------------------------------------------------------------------------------------|----------------------------|------------|
| TBM5                                                                           | TBM8            | TBM15, TBM15I,<br>TBM15BSCR     | MY29          | Y35, Y39, Y750, Y750-HS,<br>BAT35, BAT750, PAT750,<br>Y35BH, Y39BH, Y750BH,<br>Y750-2, Y750BH-2 | Y45, Y46                   | VC6        |
| <b>Die Part Number/Color Code and Die Index Number/<br/>(Number of Crimps)</b> |                 |                                 |               |                                                                                                 |                            |            |
| Tan 50<br>(3)                                                                  | Tan 50<br>(3)   | Tan 50<br>(2)                   | 1/0 AL<br>(1) | U25ART<br>Tan 296<br>(2)                                                                        | U25ART<br>Tan 296<br>(2)   | STD<br>(1) |
| Tan 50<br>(3)                                                                  | Tan 50<br>(3)   | Tan 50<br>(2)                   | 1/0 AL<br>(1) | U25ART<br>Tan 296<br>(2)                                                                        | U25ART<br>Tan 296<br>(2)   | STD<br>(1) |
| —                                                                              | Red 71<br>(4)   | Red 71H <sup>①</sup><br>(4)     | —             | U29ART<br>Red 324<br>(2)                                                                        | U29ART<br>Red 324<br>(2)   | STD<br>(2) |
| —                                                                              | Red 71<br>(4)   | Red 71H <sup>①</sup><br>(4)     | —             | U29ART<br>Red 324<br>(2)                                                                        | U29ART<br>Red 324<br>(2)   | STD<br>(2) |
| —                                                                              | Brown 87<br>(4) | Brown 87H <sup>①</sup><br>(4)   | —             | U31ART<br>Brown 299<br>(2)                                                                      | U31ART<br>Brown 299<br>(2) | STD<br>(2) |
| —                                                                              | —               | Pink 99H <sup>①</sup><br>(4)    | —             | U34ART<br>Pink 300<br>(4)                                                                       | U34ART<br>Pink 300<br>(4)  | —          |
| —                                                                              | —               | Black 106<br>(3)                | —             | U36ART<br>Black 473<br>(4)                                                                      | U36ART<br>Black 473<br>(4) | —          |
| —                                                                              | —               | Yellow 115H <sup>①</sup><br>(4) | —             | —                                                                                               | P39ART<br>Red 301<br>(4)   | —          |

①Half width dies.

A.  
System  
Overview

B1.  
Cable Ties

B2.  
Cable  
Accessories

B3.  
Stainless  
Steel Ties

C1.  
Wiring  
Duct

C2.  
Surface  
Raceway

C3.  
Abrasion  
Protection

C4.  
Cable  
Management

D1.  
Terminals

D2.  
Power  
Connectors

D3.  
Grounding  
Connectors

E1.  
Labeling  
Systems

E2.  
Labels

E3.  
Pre-Printed  
& Write-On  
Markers

E4.  
Permanent  
Identification

E5.  
Lockout/  
Tagout  
& Safety  
Solutions

F.  
Index



A. System Overview

B1. Cable Ties

B2. Cable Accessories

B3. Stainless Steel Ties

C1. Wiring Duct

C2. Surface Raceway

C3. Abrasion Protection

C4. Cable Management

D1. Terminals

D2. Power Connectors

D3. Grounding Connectors

E1. Labeling Systems

E2. Labels

E3. Pre-Printed & Write-On Markers

E4. Permanent Identification

E5. Lockout/Tagout & Safety Solutions

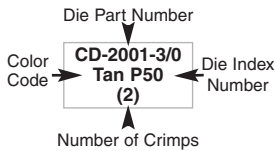
F. Index

**For use with Copper or Aluminum Conductors**

## Installation Tooling and Die Selections for: Type BPC

How to read this chart

For BPC6 connector and CT-2001 crimping tool:



**Panduit (See Compression Connector Tools Selection Guide, Pages D3.34 – D3.36)**

**CT-2001, CT-2001/L, CT-2001/LE, CT-2002, CT-2002/L, CT-3001, CT-3001/E**

**CT-930, CT-930CH, CT-2930, CT-2930/L, CT-2930/LE, CT-2931, CT-920, CT-920CH, CT-2940<sup>②</sup>, CT-2940/L<sup>②</sup>, CT-2940/LE<sup>②</sup>, CT-2920, CT-940CH<sup>②</sup>**

| Panduit Part Number | Standard Wire Size | Wire Strip Length (In.) | Die Part Number/Color Code and Die Index Number/(Number Of Crimps) |                                                                        |                                                                                                                                                                                       |
|---------------------|--------------------|-------------------------|--------------------------------------------------------------------|------------------------------------------------------------------------|---------------------------------------------------------------------------------------------------------------------------------------------------------------------------------------|
|                     |                    |                         | CT-720                                                             | CT-2001, CT-2001/L, CT-2001/LE, CT-2002, CT-2002/L, CT-3001, CT-3001/E | CT-930, CT-930CH, CT-2930, CT-2930/L, CT-2930/LE, CT-2931, CT-920, CT-920CH, CT-2940 <sup>②</sup> , CT-2940/L <sup>②</sup> , CT-2940/LE <sup>②</sup> , CT-2920, CT-940CH <sup>②</sup> |
| <b>BPC6</b>         | #6 AWG             | 1-1/16                  | CD-720-2<br>Tan P50<br>(2)                                         | CD-2001-3/0<br>Tan P50<br>(2)                                          | CD-920-3/0<br>Tan P50<br>(2)                                                                                                                                                          |
| <b>BPC4</b>         | #4 AWG             | 1-1/16                  | CD-720-2<br>Tan P50<br>(2)                                         | CD-2001-3/0<br>Tan P50<br>(2)                                          | CD-920-3/0<br>Tan P50<br>(2)                                                                                                                                                          |
| <b>BPC2</b>         | #2 AWG             | 1-1/16                  | CD-720-2<br>Tan P50<br>(2)                                         | CD-2001-3/0<br>Tan P50<br>(2)                                          | CD-920-3/0<br>Tan P50<br>(2)                                                                                                                                                          |
| <b>BPC1</b>         | #1 AWG             | 1-1/16                  | CD-720-2<br>Tan P50<br>(2)                                         | CD-2001-3/0<br>Tan P50<br>(2)                                          | CD-920-3/0<br>Tan P50<br>(2)                                                                                                                                                          |
| <b>BPC1/0</b>       | 1/0 AWG            | 1-5/16                  | CD-720-5<br>Red P71<br>(2)                                         | CD-2001-350<br>Red P71<br>(3)                                          | CD-920-350<br>Red P71<br>(2)                                                                                                                                                          |
| <b>BPC2/0</b>       | 2/0 AWG            | 1-5/16                  | CD-720-5<br>Red P71<br>(2)                                         | CD-2001-350<br>Red P71<br>(3)                                          | CD-920-350<br>Red P71<br>(2)                                                                                                                                                          |
| <b>BPC3/0</b>       | 3/0 AWG            | 1-5/16                  | CD-720-5<br>Red P71<br>(2)                                         | CD-2001-350<br>Red P71<br>(3)                                          | CD-920-350<br>Red P71<br>(2)                                                                                                                                                          |
| <b>BPC4/0</b>       | 4/0 AWG            | 1-5/16                  | CD-720-5<br>Red P71<br>(2)                                         | CD-2001-350<br>Red P71<br>(3)                                          | CD-920-350<br>Red P71<br>(2)                                                                                                                                                          |
| <b>BPC250</b>       | 250 kcmil          | 1-7/16                  | —                                                                  | —                                                                      | CD-920-600<br>Green P94<br>(2)                                                                                                                                                        |
| <b>BPC300</b>       | 300 kcmil          | 1-7/16                  | —                                                                  | —                                                                      | CD-920-600<br>Green P94<br>(2)                                                                                                                                                        |
| <b>BPC350</b>       | 350 kcmil          | 1-7/16                  | —                                                                  | —                                                                      | CD-920-600<br>Green P94<br>(2)                                                                                                                                                        |
| <b>BPC400</b>       | 400 kcmil          | 1-7/16                  | —                                                                  | —                                                                      | CD-920-750,<br>CD-940-750 <sup>③</sup><br>Black P106<br>(2)                                                                                                                           |
| <b>BPC500</b>       | 500 kcmil          | 1-7/16                  | —                                                                  | —                                                                      | CD-920-750,<br>CD-940-750 <sup>③</sup><br>Black P106<br>(2)                                                                                                                           |
| <b>BPC600</b>       | 600 kcmil          | 1-15/16                 | —                                                                  | —                                                                      | CD-940-750A <sup>③</sup><br>Red P125 (2)                                                                                                                                              |
| <b>BPC750</b>       | 750 kcmil          | 1-15/16                 | —                                                                  | —                                                                      | CD-940-750A <sup>③</sup><br>Red P125 (2)                                                                                                                                              |

②CD-920 dies can be used with CT-940CH and CT-2940 tools with CD-940-DA die adapter. Maximum size splice is 250 kcmil with CT-920, CT-920CH, and CT-2920 tools.

③CD-940 dies to be used exclusively with CT-940CH and CT-2940 tools.

For use with  
Copper or  
Aluminum  
Conductors

## Installation Tooling and Die Selections for: Type BPC (continued)

| Thomas & Betts                                                     |                 |                                 | Burndy                     |                               |
|--------------------------------------------------------------------|-----------------|---------------------------------|----------------------------|-------------------------------|
| 13642M                                                             | TBM8            | TBM15, TBM15I,<br>TBM15BSCR     | Y35, BAT35                 | Y39, Y45, Y46,<br>Y39BH       |
| Die Part Number/Color Code and Die Index Number/(Number of Crimps) |                 |                                 |                            |                               |
| Orange 50<br>(2)                                                   | Tan 50<br>(2)   | Orange 50<br>(2)                | U25ART<br>Tan 296<br>(2)   | U25ART<br>Tan 296<br>(2)      |
| Orange 50<br>(2)                                                   | Tan 50<br>(2)   | Orange 50<br>(2)                | U25ART<br>Tan 296<br>(2)   | U25ART<br>Tan 296<br>(2)      |
| Orange 50<br>(2)                                                   | Tan 50<br>(2)   | Orange 50<br>(2)                | U25ART<br>Tan 296<br>(2)   | U25ART<br>Tan 296<br>(2)      |
| Orange 50<br>(2)                                                   | Tan 50<br>(2)   | Orange 50<br>(2)                | U25ART<br>Tan 296<br>(2)   | U25ART<br>Tan 296<br>(2)      |
| Blue 76H <sup>①</sup><br>(2)                                       | Blue 76<br>(2)  | Blue 76<br>(2)                  | U28ART<br>White 298<br>(2) | U28ART<br>White 298<br>(2)    |
| Blue 76H <sup>①</sup><br>(2)                                       | Blue 76<br>(2)  | Blue 76<br>(2)                  | U28ART<br>White 298<br>(2) | U28ART<br>White 298<br>(2)    |
| Blue 76H <sup>①</sup><br>(2)                                       | Blue 76<br>(2)  | Blue 76<br>(2)                  | U28ART<br>White 298<br>(2) | U28ART<br>White 298<br>(2)    |
| Blue 76H <sup>①</sup><br>(2)                                       | Blue 76<br>(2)  | Blue 76<br>(2)                  | U28ART<br>White 298<br>(2) | U28ART<br>White 298<br>(2)    |
| Pink 99H <sup>①</sup><br>(2)                                       | Brown 87<br>(3) | Brown 87H <sup>①</sup><br>(2)   | U31ART<br>Brown 299<br>(2) | U31ART<br>Brown 299<br>(2)    |
| Pink 99H <sup>①</sup><br>(2)                                       | Brown 87<br>(3) | Brown 87H <sup>①</sup><br>(2)   | U31ART<br>Brown 299<br>(2) | U31ART<br>Brown 299<br>(2)    |
| Pink 99H <sup>①</sup><br>(2)                                       | Brown 87<br>(3) | Brown 87H <sup>①</sup><br>(2)   | U31ART<br>Brown 299<br>(2) | U31ART<br>Brown 299<br>(2)    |
| Black 106H <sup>①</sup><br>(3)                                     | —               | Black 106H <sup>①</sup><br>(3)  | U34ART<br>Pink 300<br>(3)  | U34ART<br>Pink 300<br>(3)     |
| Black 106H <sup>①</sup><br>(3)                                     | —               | Black 106H <sup>①</sup><br>(3)  | U34ART<br>Pink 300<br>(3)  | U34ART<br>Pink 300<br>(3)     |
| Yellow 115H <sup>①</sup><br>(3)                                    | —               | Yellow 115H <sup>①</sup><br>(3) | —                          | U39ART-2<br>Yellow 936 (3)    |
| Yellow 115H <sup>①</sup><br>(3)                                    | —               | Yellow 115H <sup>①</sup><br>(3) | —                          | U39ART-2<br>Yellow 936<br>(3) |

① Half width dies.

A.  
System  
Overview

B1.  
Cable Ties

B2.  
Cable  
Accessories

B3.  
Stainless  
Steel Ties

C1.  
Wiring  
Duct

C2.  
Surface  
Raceway

C3.  
Abrasion  
Protection

C4.  
Cable  
Management

D1.  
Terminals

D2.  
Power  
Connectors

D3.  
Grounding  
Connectors

E1.  
Labeling  
Systems

E2.  
Labels

E3.  
Pre-Printed  
& Write-On  
Markers

E4.  
Permanent  
Identification

E5.  
Lockout/  
Tagout  
& Safety  
Solutions

F.  
Index

A. System Overview

B1. Cable Ties

B2. Cable Accessories

B3. Stainless Steel Ties

C1. Wiring Duct

C2. Surface Raceway

C3. Abrasion Protection

C4. Cable Management

D1. Terminals

D2. Power Connectors

D3. Grounding Connectors

E1. Labeling Systems

E2. Labels

E3. Pre-Printed & Write-On Markers

E4. Permanent Identification

E5. Lockout/Tagout & Safety Solutions

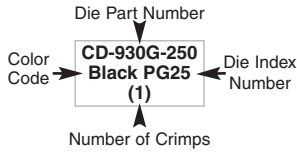
F. Index

**For use with Copper Conductors**

## Installation Tooling and Die Selections for: Types GCE, GCC and GPC

### How to read this chart

For GCE250-1/0 and CT-2930 tool:



| Installation Tools                                                                                                                  |                                                                         |                                                |
|-------------------------------------------------------------------------------------------------------------------------------------|-------------------------------------------------------------------------|------------------------------------------------|
| 12 TON                                                                                                                              | 14 TON                                                                  | 15 TON                                         |
| <b>Panduit</b>                                                                                                                      |                                                                         |                                                |
| CT-2931                                                                                                                             | CT-930<br>CT-930CH<br>CT-2930<br>CT-2930/L<br>CT-2930/LE                | CT-940CH<br>CT-2940<br>CT-2940/L<br>CT-2940/LE |
| <b>Burndy</b>                                                                                                                       |                                                                         |                                                |
| Y750,<br>Y750-2,<br>Y750BH,<br>Y750BH-2,<br>BAT750-14V,<br>PAT750-18V,<br>PAT750C-18V,<br>PAT750XT-18V,<br>PAT750CX-18V,<br>LPHY750 | —                                                                       | Y46,<br>Y46C,<br>LPHY46                        |
| <b>Thomas &amp; Betts</b>                                                                                                           |                                                                         |                                                |
|                                                                                                                                     | TBM14M,<br>TBM14MC,<br>13100A,<br>TBM14RH,<br>TBM14BSCR,<br>BPLT14BSCRI | TBM15<br>TBM15BSCR                             |
| Panduit Crimp Die Part Number/Color Code/Die Index Number/(Number of Crimps)                                                        |                                                                         |                                                |
| CD-930G-1/0                                                                                                                         |                                                                         |                                                |
| Red                                                                                                                                 |                                                                         |                                                |
| PG10                                                                                                                                |                                                                         |                                                |
| (1)                                                                                                                                 |                                                                         |                                                |
| CD-930G-250                                                                                                                         |                                                                         |                                                |
| Black                                                                                                                               |                                                                         |                                                |
| PG25                                                                                                                                |                                                                         |                                                |
| (1)                                                                                                                                 |                                                                         |                                                |
| CD-930G-250                                                                                                                         |                                                                         |                                                |
| Black                                                                                                                               |                                                                         |                                                |
| PG25                                                                                                                                |                                                                         |                                                |
| (1)                                                                                                                                 |                                                                         |                                                |
| CD-930G-500                                                                                                                         |                                                                         |                                                |
| Blue                                                                                                                                |                                                                         |                                                |
| PG50                                                                                                                                |                                                                         |                                                |
| (1)                                                                                                                                 |                                                                         |                                                |
| CD-930G-500                                                                                                                         |                                                                         |                                                |
| Blue                                                                                                                                |                                                                         |                                                |
| PG50                                                                                                                                |                                                                         |                                                |
| (1)                                                                                                                                 |                                                                         |                                                |

| Panduit Part Number | Element | Copper Conductor Size Range | Ground Rod Size (In.) | Rebar Size (In.)   |
|---------------------|---------|-----------------------------|-----------------------|--------------------|
| GCE1/0-1/0          | Main    | #6 AWG SOL – 1/0 AWG STR    | —                     | —                  |
|                     | Tap     | #6 AWG SOL – 1/0 AWG STR    | —                     | —                  |
| GCC6X61/0-1/0       | A       | #6 AWG SOL – 1/0 AWG STR    | —                     | —                  |
|                     | B       | #6 AWG SOL – 1/0 AWG STR    | —                     | —                  |
| GCE250-1/0          | Main    | 1/0 AWG SOL – 250 kcmil     | 1/2 – 5/8             | 3/8 – 1/2, #3 – #4 |
|                     | Tap     | #6 AWG SOL – 1/0 AWG STR    | —                     | —                  |
| GCC6X6250-1/0       | A       | #2 AWG SOL – 250 kcmil      | 1/2 – 5/8             | 3/8 – 1/2, #3 – #4 |
|                     | B       | #6 AWG SOL – 1/0 AWG STR    | —                     | —                  |
| GCE250-250          | Main    | 1/0 AWG SOL – 250 kcmil     | 1/2 – 5/8             | 3/8 – 1/2, #3 – #4 |
|                     | Tap     | 1/0 AWG SOL – 250 kcmil     | 1/2 – 5/8             | 3/8 – 1/2, #3 – #4 |
| GCE6X6250-250       | A       | #2 AWG SOL – 250 kcmil      | 1/2 – 5/8             | 3/8 – 1/2, #3 – #4 |
|                     | B       | #2 AWG SOL – 250 kcmil      | 1/2 – 5/8             | 3/8 – 1/2, #3 – #4 |
| GPC4H250-2          |         | #2 AWG SOL – 250 kcmil      | —                     | —                  |
| GCE500-1/0          | Main    | 250 – 500 kcmil             | 1/2 – 3/4             | 5/8 – 3/4, #5 – #6 |
|                     | Tap     | #6 AWG SOL – 1/0 AWG STR    | —                     | —                  |
| GCC6X6500-1/0       | A       | 250 – 500 kcmil             | 1/2 – 3/4             | 5/8 – 3/4, #5 – #6 |
|                     | B       | #6 AWG SOL – 1/0 AWG STR    | —                     | —                  |
| GCE500-250          | Main    | 250 – 500 kcmil             | 1/2 – 3/4             | 5/8 – 3/4, #5 – #6 |
|                     | Tap     | 1/0 AWG SOL – 250 kcmil     | —                     | —                  |
| GCC6X6500-250       | A       | 250 – 500 kcmil             | 1/2 – 3/4             | 5/8 – 3/4, #5 – #6 |
|                     | B       | #2 AWG SOL – 250 kcmil      | —                     | —                  |

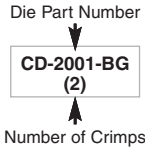
15 ton tools require the CD-940-DA adapter when used with CD-930G series crimping dies. Panduit crimping dies must be used with all tooling (Panduit and competitor).

**For use with  
Copper  
Conductors**

## Installation Tooling and Die Selections for: Type CTAP

**How to read  
this chart**

For  
CTAPF4-6 tap  
and CT-2001  
crimping tool:



| Panduit Part Number                                            | Conductor Size                |                        | Wire Strip Length (In.) | Panduit                                                                                                                                                                               |                                                                        | Burdny             |                                                                               |
|----------------------------------------------------------------|-------------------------------|------------------------|-------------------------|---------------------------------------------------------------------------------------------------------------------------------------------------------------------------------------|------------------------------------------------------------------------|--------------------|-------------------------------------------------------------------------------|
|                                                                | Main                          | Tap                    |                         | CT-920, CT-920CH, CT-930, CT-2920, CT-930CH, CT-2930, CT-2930/L, CT-2930/LE, CT-2931, CT-940CH <sup>①</sup> , CT-2940 <sup>①</sup> , CT-2940/L <sup>①</sup> , CT-2940/LE <sup>①</sup> | CT-2001, CT-2001/L, CT-2001/LE, CT-2002, CT-2002/L, CT-3001, CT-3001/E | MD6, MD7           | BAT35, BAT750, PAT750, Y35, Y35BH, Y39, Y39BH, Y45, Y46, Y750, Y750HS, Y750BH |
| Crimp Die Number/Index Number or Color Code/(Number Of Crimps) |                               |                        |                         |                                                                                                                                                                                       |                                                                        |                    |                                                                               |
| CTAP4-8                                                        | #6 – #4 AWG SOL or STR        | #8 AWG SOL or STR      | 3/4                     | CD-920-BG (1)                                                                                                                                                                         | CD-2001-BG (1)                                                         | W-BG (1)<br>BG (2) | U-BG (1)                                                                      |
| CTAP4-6                                                        | #6 AWG STR, #4 AWG SOL or STR | #6 AWG SOL or STR      | 3/4                     | CD-920-BG (1)                                                                                                                                                                         | CD-2001-BG (2)                                                         | W-BG (1)<br>BG (2) | U-BG (1)                                                                      |
| CTAP4-4                                                        | #4 AWG SOL or STR             | #4 AWG STR             | 3/4                     | CD-920-BG (1)                                                                                                                                                                         | CD-2001-BG (1)                                                         | W-BG (1)<br>BG (2) | U-BG (1)                                                                      |
| CTAP2-4                                                        | #2 AWG SOL or STR             | #8 – #4 AWG SOL or STR | 7/8                     | CD-920-C (1)                                                                                                                                                                          | CD-2001-C (2)                                                          | W-C Brown (2)      | U-C (1)                                                                       |
| CTAP2-2                                                        | #2 AWG SOL or STR             | #2 AWG SOL or STR      | 7/8                     | CD-920-C (1)                                                                                                                                                                          | CD-2001-C (2)                                                          | W-C Brown (2)      | U-C (1)                                                                       |
| CTAP2/0-2                                                      | 1/0 – 2/0 AWG                 | #8 – #2 AWG SOL or STR | 1-1/16                  | CD-920-0 Green (1)                                                                                                                                                                    | —                                                                      | —                  | U-O (1)<br>U-E (3)                                                            |
| CTAP2/0-2/0                                                    | 1/0 – 2/0 AWG STR             | 1/0 – 2/0 AWG STR      | 1-1/16                  | CD-920-0 Green (1)                                                                                                                                                                    | —                                                                      | —                  | U-O (1)<br>U-E (3)                                                            |
| CTAP4/0-2                                                      | 3/0 – 4/0 AWG STR             | #6 – #2 AWG SOL or STR | 1-1/4                   | CD-920-D3 Blue (1)                                                                                                                                                                    | —                                                                      | —                  | U-F (2)<br>U-D3 (1)                                                           |
| CTAP4/0-2/0                                                    | 3/0 – 4/0 AWG STR             | 1/0 – 2/0 AWG STR      | 1-1/4                   | CD-920-D3 Blue (1)                                                                                                                                                                    | —                                                                      | —                  | U-F (2)<br>U-D3 (1)                                                           |
| CTAP4/0-4/0                                                    | 3/0 – 4/0 AWG STR             | 3/0 – 4/0 AWG STR      | 1-1/4                   | CD-920-D3 Blue (1)                                                                                                                                                                    | —                                                                      | —                  | U-F (2)<br>U-D3 (1)                                                           |

①CD-920 dies can be used with CT-940CH and CT-2940 tools with CD-940-DA adapter.

A.  
System  
Overview

B1.  
Cable  
Ties

B2.  
Cable  
Accessories

B3.  
Stainless  
Steel Ties

C1.  
Wiring  
Duct

C2.  
Surface  
Raceway

C3.  
Abrasion  
Protection

C4.  
Cable  
Management

D1.  
Terminals

D2.  
Power  
Connectors

D3.  
Grounding  
Connectors

E1.  
Labeling  
Systems

E2.  
Labels

E3.  
Pre-Printed  
& Write-On  
Markers

E4.  
Permanent  
Identification

E5.  
Lockout/  
Tagout  
& Safety  
Solutions

F.  
Index

A. System Overview

B1. Cable Ties

B2. Cable Accessories

B3. Stainless Steel Ties

C1. Wiring Duct

C2. Surface Raceway

C3. Abrasion Protection

C4. Cable Management

D1. Terminals

D2. Power Connectors

D3. Grounding Connectors

E1. Labeling Systems

E2. Labels

E3. Pre-Printed & Write-On Markers

E4. Permanent Identification

E5. Lockout/Tagout & Safety Solutions

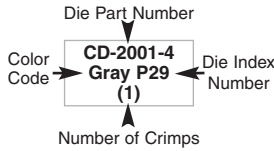
F. Index

**For use with Copper Conductors**

## Installation Tooling and Die Selections for: Type CTAPF

### How to read this chart

For CTAPF6-12 tap and CT-2001 crimping tool:



| Panduit Part Number                                                    | Stranded Wire Size |               | Panduit           |                                                                                                                                                                                       |                                                                       |                            |
|------------------------------------------------------------------------|--------------------|---------------|-------------------|---------------------------------------------------------------------------------------------------------------------------------------------------------------------------------------|-----------------------------------------------------------------------|----------------------------|
|                                                                        | Main               | Tap           | 1700 <sup>①</sup> | CT-920, CT-920CH, CT-2920, CT-930, CT-930CH, CT-2930, CT-2930/L, CT-2930/LE, CT-2931, CT-940CH <sup>②</sup> , CT-2940 <sup>②</sup> , CT-2940/L <sup>②</sup> , CT-2940/LE <sup>②</sup> | CT-2001, CT-2001/L, CT-2001/LE, CT-2002, CT-2002/L, CT-3001, CT-3001E |                            |
| Die Part Number/Color Code and Die Index Number/<br>(Number of Crimps) |                    |               |                   |                                                                                                                                                                                       |                                                                       |                            |
| <b>CTAPF10-16</b>                                                      | #14 AWG            | #16 – #14 AWG | Red P21 (2)       | —                                                                                                                                                                                     | —                                                                     | CD-2001-8 Red P21 (1)      |
|                                                                        | #12 AWG            | #16 – #12 AWG |                   |                                                                                                                                                                                       |                                                                       |                            |
|                                                                        | #10 AWG            | #14 AWG       |                   |                                                                                                                                                                                       |                                                                       |                            |
| <b>CTAPF8-12</b>                                                       | #10 AWG            | #10 AWG       | Blue P24 (2)      | —                                                                                                                                                                                     | —                                                                     | CD-2001-6 Blue P24 (1)     |
|                                                                        | #8 AWG             | #12 AWG       |                   |                                                                                                                                                                                       |                                                                       |                            |
| <b>CTAPF6-12</b>                                                       | #8 AWG             | #8 – #12 AWG  | Gray P29 (2)      | —                                                                                                                                                                                     | —                                                                     | CD-2001-4 Gray P29 (1)     |
|                                                                        | #6 AWG             | #12 – #10 AWG |                   |                                                                                                                                                                                       |                                                                       |                            |
| <b>CTAPF4-12</b>                                                       | #6 AWG             | #8 – #6 AWG   | Brown P33 (4)     | CDM-920-2 Brown P33M (1)                                                                                                                                                              | CDM-2001-2 Brown P33M (1)                                             | CD-2001-2 Brown P33 (2)    |
|                                                                        | #5, #4 AWG         | #12 – #8 AWG  |                   |                                                                                                                                                                                       |                                                                       |                            |
| <b>CTAPF3-12</b>                                                       | #5, #4 AWG         | #6 – #5 AWG   | Green P37 (4)     | CDM-920-1 Green P37M (1)                                                                                                                                                              | CDM-2001-1 Green P37M (1)                                             | CD-2001-1 Green P37 (2)    |
|                                                                        | #3 AWG             | #12 – #6 AWG  |                   |                                                                                                                                                                                       |                                                                       |                            |
| <b>CTAPF2-12</b>                                                       | #4 AWG             | #4 AWG        | —                 | CDM-920-1/0 Pink P42M (1)                                                                                                                                                             | CDM-2001-1/0 Pink P42M (1)                                            | CD-2001-1/0 Pink P42 (2)   |
|                                                                        | #3 AWG             | #5 AWG        |                   |                                                                                                                                                                                       |                                                                       |                            |
|                                                                        | #2 AWG             | #12 – #6 AWG  |                   |                                                                                                                                                                                       |                                                                       |                            |
| <b>CTAPF1-12</b>                                                       | #3 AWG             | #4 – #3 AWG   | —                 | CDM-920-2/0 Black P45M (1)                                                                                                                                                            | CDM-2001-2/0 Black P45M (2)                                           | CD-2001-2/0 Black P45 (3)  |
|                                                                        | #2 AWG             | #5 – #4 AWG   |                   |                                                                                                                                                                                       |                                                                       |                            |
|                                                                        | #1 AWG             | #12 – #5 AWG  |                   |                                                                                                                                                                                       |                                                                       |                            |
| <b>CTAPF1/0-12</b>                                                     | #2 AWG             | #4 – #2 AWG   | —                 | CDM-920-3/0 Orange P50M (1)                                                                                                                                                           | CDM-2001-3/0 Orange P50M (2)                                          | CD-2001-3/0 Orange P50 (3) |
|                                                                        | #1 AWG             | #4 – #3 AWG   |                   |                                                                                                                                                                                       |                                                                       |                            |
|                                                                        | 1/0 AWG            | #12 – #4 AWG  |                   |                                                                                                                                                                                       |                                                                       |                            |
| <b>CTAPF2/0-12</b>                                                     | #1 AWG             | #2 – #1 AWG   | —                 | CDM-920-4/0 Purple P54M (1)                                                                                                                                                           | —                                                                     | CD-2001-4/0 Purple P54 (3) |
|                                                                        | 1/0 AWG            | #3 – #2 AWG   |                   |                                                                                                                                                                                       |                                                                       |                            |
|                                                                        | 2/0 AWG            | #12 – #3 AWG  |                   |                                                                                                                                                                                       |                                                                       |                            |
| <b>CTAPF3/0-12</b>                                                     | 1/0 AWG            | #1 – 1/0 AWG  | —                 | CDM-920-250 Yellow P62M (1)                                                                                                                                                           | —                                                                     | CD-2001-250 Yellow P62 (3) |
|                                                                        | 2/0 AWG            | #2 – #1 AWG   |                   |                                                                                                                                                                                       |                                                                       |                            |
|                                                                        | 3/0 AWG            | #12 – #2 AWG  |                   |                                                                                                                                                                                       |                                                                       |                            |

①The CT-1700 crimp die pockets are integrated into the tool frame.  
 ②CDM-920 dies can be used with CT-940CH and CT-2940 tools with CD-940-DA adapter.

For use with  
Copper  
Conductors

## Installation Tooling and Die Selections for: Type CTAPF (continued)

| Panduit Part Number | Stranded Wire Size |               | Burndy                                                                                                  |                                            | Thomas & Betts                            |
|---------------------|--------------------|---------------|---------------------------------------------------------------------------------------------------------|--------------------------------------------|-------------------------------------------|
|                     | Run                | Tap           | Y35, Y39, Y45, Y46, Y750BH-2<br>Y750, BAT35, BAT750,<br>Y35BH, Y39BH, Y750BH,<br>Y750HS, PAT750, Y750-2 | Y500CT-HS,<br>BCT500-HS,<br>BCT500, Y500CT | TBM8-750,<br>TBM8-750M-1,<br>TBM8-750BSCR |
|                     |                    |               | Die Part Number/Color Code and Die Index Number/<br>(Number of Crimps)                                  |                                            |                                           |
| CTAPF10-16          | #14 AWG            | #16 – #14 AWG | —                                                                                                       | —                                          | —                                         |
|                     | #12 AWG            | #16 – #12 AWG | —                                                                                                       | —                                          | —                                         |
|                     | #10 AWG            | #14 AWG       | —                                                                                                       | —                                          | —                                         |
| CTAPF8-12           | #10 AWG            | #10 AWG       | —                                                                                                       | —                                          | —                                         |
|                     | #8 AWG             | #12 AWG       | —                                                                                                       | —                                          | —                                         |
| CTAPF6-12           | #8 AWG             | #8 – #12 AWG  | —                                                                                                       | —                                          | —                                         |
|                     | #6 AWG             | #12 – #10 AWG | —                                                                                                       | —                                          | —                                         |
| CTAPF4-12           | #6 AWG             | #8 – #6 AWG   | UC4<br>Brown 10M<br>(1)                                                                                 | WC4<br>Brown 10M<br>(1)                    | TBM8-750C20<br>(1)                        |
|                     | #5, #4 AWG         | #12 – #8 AWG  | —                                                                                                       | —                                          | —                                         |
| CTAPF3-12           | #5, #4 AWG         | #6 – #5 AWG   | —                                                                                                       | —                                          | TBM8-750C2530<br>(1)                      |
|                     | #3 AWG             | #12 – #6 AWG  | —                                                                                                       | —                                          | —                                         |
| CTAPF2-12           | #4 AWG             | #4 AWG        | UC2<br>Pink 12M<br>(1)                                                                                  | WC2<br>Pink 12M<br>(1)                     | TBM8-750C2530<br>(1)                      |
|                     | #3 AWG             | #5 AWG        | —                                                                                                       | —                                          | —                                         |
|                     | #2 AWG             | #12 – #6 AWG  | —                                                                                                       | —                                          | —                                         |
| CTAPF1-12           | #3 AWG             | #4 – #3 AWG   | UC1<br>Black 13M<br>(1)                                                                                 | WC1<br>Black 13M<br>(2)                    | TBM8-750C3540<br>(1)                      |
|                     | #2 AWG             | #5 – #4 AWG   | —                                                                                                       | —                                          | —                                         |
|                     | #1 AWG             | #12 – #5 AWG  | —                                                                                                       | —                                          | —                                         |
| CTAPF1/0-12         | #2 AWG             | #4 – #2 AWG   | UC25<br>Orange 14M<br>(1)                                                                               | WC25<br>Orange 14M<br>(2)                  | TBM8-750C3540<br>(1)                      |
|                     | #1 AWG             | #4 – #3 AWG   | —                                                                                                       | —                                          | —                                         |
|                     | 1/0 AWG            | #12 – #4 AWG  | —                                                                                                       | —                                          | —                                         |
| CTAPF2/0-12         | #1 AWG             | #2 – #1 AWG   | —                                                                                                       | —                                          | TBM8-750C4550<br>(1)                      |
|                     | 1/0 AWG            | #3 – #2 AWG   | —                                                                                                       | —                                          | —                                         |
| CTAPF3/0-12         | 2/0 AWG            | #12 – #3 AWG  | —                                                                                                       | —                                          | —                                         |
|                     | 1/0 AWG            | #1 – 1/0 AWG  | —                                                                                                       | —                                          | TBM8-750C4550<br>(1)                      |
|                     | 2/0 AWG            | #2 – #1 AWG   | —                                                                                                       | —                                          | —                                         |
|                     | 3/0 AWG            | #12 – #2 AWG  | —                                                                                                       | —                                          | —                                         |

A.  
System  
Overview

B1.  
Cable Ties

B2.  
Cable  
Accessories

B3.  
Stainless  
Steel Ties

C1.  
Wiring  
Duct

C2.  
Surface  
Raceway

C3.  
Abrasion  
Protection

C4.  
Cable  
Management

D1.  
Terminals

D2.  
Power  
Connectors

D3.  
Grounding  
Connectors

E1.  
Labeling  
Systems

E2.  
Labels

E3.  
Pre-Printed  
& Write-On  
Markers

E4.  
Permanent  
Identification

E5.  
Lockout/  
Tagout  
& Safety  
Solutions

F.  
Index

A. System Overview

B1. Cable Ties

B2. Cable Accessories

B3. Stainless Steel Ties

C1. Wiring Duct

C2. Surface Raceway

C3. Abrasion Protection

C4. Cable Management

D1. Terminals

D2. Power Connectors

D3. Grounding Connectors

E1. Labeling Systems

E2. Labels

E3. Pre-Printed & Write-On Markers

E4. Permanent Identification

E5. Lockout/Tagout & Safety Solutions

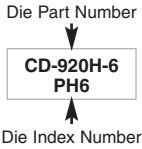
F. Index

**For use with Copper Conductors**

## Installation Tooling and Die Selections for: Type HTCT

### How to read this chart

For HTCT6X-6X tap and CT-2931 crimping tool:



| Installation Tools                                                                                 |                                                              |                                                                                                                                                                |
|----------------------------------------------------------------------------------------------------|--------------------------------------------------------------|----------------------------------------------------------------------------------------------------------------------------------------------------------------|
| 15 TON                                                                                             | 14 TON                                                       | 12 TON                                                                                                                                                         |
| <b>Panduit</b>                                                                                     |                                                              |                                                                                                                                                                |
| CT-940CH <sup>①</sup><br>CT-2940 <sup>①</sup><br>CT-2940/L <sup>①</sup><br>CT-2940/LE <sup>①</sup> | CT-930,<br>CT-930CH,<br>CT-2930,<br>CT-2930/L,<br>CT-2930/LE | CT-920,<br>CT-920CH,<br>CT-2920,<br>CT-2931,<br>CT-2931/E                                                                                                      |
| <b>Burndy</b>                                                                                      |                                                              |                                                                                                                                                                |
| Y46 <sup>①</sup><br>Y46C <sup>①</sup>                                                              | —                                                            | Y35, Y35-2,<br>Y35BH,<br>Y35BH-4,<br>Y750,<br>Y39, Y39BH,<br>Y750-2,<br>Y750BH,<br>Y750BH-2,<br>Y750HS,<br>BAT35,<br>BAT750,<br>BAT750C,<br>PAT750,<br>PAT750C |
| <b>Thomas &amp; Betts</b>                                                                          |                                                              |                                                                                                                                                                |
| TBM15I,<br>TBM15BSCR                                                                               | TBM14M,<br>TBM14BSCR,<br>BPLT14BSCR,<br>13100A               | —                                                                                                                                                              |
| <b>Panduit Crimp Die Part Number/Die Index Number (Number of Crimps = 1)</b>                       |                                                              |                                                                                                                                                                |
| HTCT6X-6X                                                                                          | HTCT2-2                                                      | HTCT250-2                                                                                                                                                      |
| HTCT250-250                                                                                        |                                                              |                                                                                                                                                                |

| Panduit Part Number | Copper Conductor Sizes (Code Cable) |                   |            |            | Copper Conductor Sizes (Flex Cable) Types G, H, I, K, M and Locomotive (DLO) |            |            |            | Crimp Die Color Code |
|---------------------|-------------------------------------|-------------------|------------|------------|------------------------------------------------------------------------------|------------|------------|------------|----------------------|
|                     | Run                                 | Tap 1             | Tap 2      | Tap 3      | Main                                                                         | Tap 1      | Tap 2      | Tap 3      |                      |
| HTCT6X-6X           | #6-#14 AWG                          | #6-#14 AWG        | —          | —          | #6-#10 AWG                                                                   | #6-#14 AWG | —          | —          | Orange               |
| HTCT2-2             | #2-#6 AWG                           | #2-#6 AWG         | #8-#14 AWG | #8-#14 AWG | #2-#8 AWG                                                                    | #2-#8 AWG  | #8-#14 AWG | #8-#14 AWG | Brown                |
| HTCT250-2           | 250 kcmil -#2 AWG                   | #2-#6 AWG         | #8-#14 AWG | —          | 4/0-#2 AWG                                                                   | #2-#8 AWG  | #8-#14 AWG | —          | Purple               |
| HTCT250-250         | 250 kcmil -#2 AWG                   | 250 kcmil -#2 AWG | —          | —          | 4/0-#2 AWG                                                                   | 4/0-#2 AWG | —          | —          | Purple               |

①CD-920H and CD-930H dies can be used with CT-940CH and CT-2940 Panduit tools and Y46 and Y46C Burndy tools with CD-940-DA adapter. Panduit crimping dies must be used with all tooling (Panduit and competitor) to maintain UL/CSA certifications for applications up to 600 V.

Компания «Океан Электроники» предлагает заключение долгосрочных отношений при поставках импортных электронных компонентов на взаимовыгодных условиях!

Наши преимущества:

- Поставка оригинальных импортных электронных компонентов напрямую с производств Америки, Европы и Азии, а так же с крупнейших складов мира;
- Широкая линейка поставок активных и пассивных импортных электронных компонентов (более 30 млн. наименований);
- Поставка сложных, дефицитных, либо снятых с производства позиций;
- Оперативные сроки поставки под заказ (от 5 рабочих дней);
- Экспресс доставка в любую точку России;
- Помощь Конструкторского Отдела и консультации квалифицированных инженеров;
- Техническая поддержка проекта, помощь в подборе аналогов, поставка прототипов;
- Поставка электронных компонентов под контролем ВП;
- Система менеджмента качества сертифицирована по Международному стандарту ISO 9001;
- При необходимости вся продукция военного и аэрокосмического назначения проходит испытания и сертификацию в лаборатории (по согласованию с заказчиком);
- Поставка специализированных компонентов военного и аэрокосмического уровня качества (Xilinx, Altera, Analog Devices, Intersil, Interpoint, Microsemi, Actel, Aeroflex, Peregrine, VPT, Syfer, Eurofarad, Texas Instruments, MS Kennedy, Miteq, Cobham, E2V, MA-COM, Hittite, Mini-Circuits, General Dynamics и др.);

Компания «Океан Электроники» является официальным дистрибьютором и эксклюзивным представителем в России одного из крупнейших производителей разъемов военного и аэрокосмического назначения «JONHON», а так же официальным дистрибьютором и эксклюзивным представителем в России производителя высокотехнологичных и надежных решений для передачи СВЧ сигналов «FORSTAR».



## JONHON

«JONHON» (основан в 1970 г.)

Разъемы специального, военного и аэрокосмического назначения:

(Применяются в военной, авиационной, аэрокосмической, морской, железнодорожной, горно- и нефтедобывающей отраслях промышленности)

«FORSTAR» (основан в 1998 г.)

ВЧ соединители, коаксиальные кабели, кабельные сборки и микроволновые компоненты:

(Применяются в телекоммуникациях гражданского и специального назначения, в средствах связи, РЛС, а так же военной, авиационной и аэрокосмической отраслях промышленности).



Телефон: 8 (812) 309-75-97 (многоканальный)

Факс: 8 (812) 320-03-32

Электронная почта: [ocean@oceanchips.ru](mailto:ocean@oceanchips.ru)

Web: <http://oceanchips.ru/>

Адрес: 198099, г. Санкт-Петербург, ул. Калинина, д. 2, корп. 4, лит. А