



AT Series



ATM Series



ATP Series



AHD Series

# A Series

Amphenol Transportation



Standard products. Custom solutions.



© 2013 Amphenol Sine Systems Corporation. Every effort has been made to ensure that the information contained in this document is accurate at the time of publication. Specifications or information stated in this document are subject to change without notice.

# Table of Contents

|   |       |
|---|-------|
| We Are Amphenol                           | 1     |
| Standard products. Custom solutions.      | 2     |
| Product Overviews                         | 3-4   |
| AT Series                                 |       |
| Overview                                  | 5     |
| Features & Benefits                       | 5     |
| Part Numbering Sequence                   | 6     |
| Standard Product-Plugs & Wedgelocks       | 7-8   |
| Standard Product-Receptacles & Wedgelocks | 9-10  |
| ATM Series                                |       |
| Overview                                  | 11    |
| Features & Benefits                       | 11    |
| Part Numbering Sequence                   | 12    |
| Standard Product-Plugs & Wedgelocks       | 13    |
| Standard Product-Receptacles & Wedgelocks | 14    |
| ATP Series                                |       |
| Overview                                  | 15    |
| Features & Benefits                       | 15    |
| Part Numbering Sequence                   | 16    |
| Standard Product-Plugs & Wedgelocks       | 17    |
| Standard Product-Receptacles & Wedgelocks | 18    |
| AHD Series                                |       |
| Overview                                  | 19    |
| Features & Benefits                       | 19    |
| Standard Product-Plugs                    | 21    |
| Standard Product-Receptacles              | 21    |
| Receptacle Caps                           | 22    |
| Modifications                             |       |
| AT-SR01, Strain Relief                    | 23-24 |
| End Cap/Rear Seals                        | 25    |
| J-1939                                    | 25-26 |
| Flange Mount Receptacles                  | 26    |
| Colors-Plugs & Receptacles                | 26    |
| Custom Products                           |       |
| Adapter, 6 Pin to RJ45                    | 27    |
| LED Option                                | 27    |
| AHD Jam Nut Diagnostic Receptacle         | 27    |
| AHD Unsealed Diagnostic Receptacle        | 28    |
| Terminating Resistors                     | 28    |
| Cable Assemblies                          | 28    |
| Contact Options                           |       |
| Standard & Specialty                      | 29-30 |
| Accessories & Tooling                     |       |
| Field Repair Kits                         | 31    |
| Crimp Tools                               | 32    |
| Contact & Wedge Removal Tool              | 32    |

# We are Amphenol.

We are a global leader in providing you with interconnection options and solutions.

We fulfill the needs of Industrial, Factory Automation, Heavy Duty, Automotive, Diagnostic and Custom-design markets.

Our engineers design innovative combinations of industry standard connectors and application specific shielding components to create assembly systems that set the standards for performance, reliability, and cost effectiveness. Our engineering, materials, and manufacturing organizations meet the high standards imposed by ISO 9001 as well as many customer specific quality systems. Our performance has earned us ship to stock and world class performance awards from many major OEMs.

We are one of the largest interconnect solution suppliers in the world and supplies a wide range of product solutions worldwide. Amphenol, and all our subsidiaries, design, manufacture and market electrical, electronic and fiber-optic connectors, interconnect systems and coaxial and specialty cable. Amphenol has a diversified presence in high growth markets including: Information Technology and Data Communications Equipment, Mobile Devices, Mobile Networks, Broadband Communication, Military and Commercial Aerospace, Industrial and Automotive.



# Standard products. Custom solutions.

Our A Series™ product lines, which include AT, ATP, ATM and AHD Series™, have key placement in all areas of Heavy Duty Equipment, Agriculture, Marine, Automotive, Military, Alternative Energy and other demanding interconnect applications. Based on our superior build quality, high-performance capabilities and having been developed to be compatible with all other existing standard products industry-wide, our A Series™ products are perfect alternatives for you.


We can custom design, engineer and manufacture cable assemblies to your exact customer specifications and produce large or small quantities, all to the highest standards, delivered on-time and in-specification, all with a significant cost-savings over the competition.

By combining locally-based Program Management & Engineering, along with the associated cost advantages derived from manufacturing in our low-cost production centers in North America and Asia, our Team will work with you to design the most cost-efficient and reliable interconnect system available.




# Product Overviews

Amphenol's A Series™ connectors encompass a wide range of products serving a variety of industries. With applications in Heavy Duty, Transportation, Marine, Diagnostic, Military, Alternative Energy and Agricultural industries, as well as spanning the gap between controlled to harsh environmental conditions, our A Series™ connectors keep you connected with confidence. While our mission is to always provide the best economic alternatives to today's existing standard connector markets, it is through our constant efforts to improve on those standard products that truly display our innovative product designs.



## **AT Series™** See Pg. 5 2, 3, 4, 6, 8 and 12 positions available


- 14-20AWG, 13A, Size 16
- High-performance, cost-effective
- Superior environmental seal retention
- RockSolid™ Contact technology (optional)
- Compatible with existing standard products industry-wide



## **ATM Series™** See Pg. 11 2, 3, 4, 6, 8 and 12 positions available

- 16-22AWG, 7.5A, Size 20
- High-performance, cost-effective
- Superior environmental seal retention
- Compatible with existing standard products industry-wide.

## Product Overviews



### **ATP Series™** See Pg. 15 2 and 4 position available

- 10-14AWG, 25A, Size 12
- High-performance, cost-effective
- Superior environmental seal retention capabilities
- Compatible with existing standard products industry-wide



### **AHD Series™** See Pg. 19 6 and 9 positions available

- 6 position: 10-14AWG, 25A, Size 12
- 9 position: 14-20AWG, 13A, Size 16
- High-performance, cost-effective
- Ideal for controlled/uncontrolled environmental conditions
- Compatible with existing standard products industry-wide


# AT Series™

## Overview

AT Series™ connectors are a high-performance, cost-effective solution able to be used in a variety of interconnect applications: Heavy Duty, Transportation, Marine, Diagnostic, Military, Alternative Energy and Agricultural. They contain superior environmental seals, seal retention capabilities and feature RockSolid™ Contact technology.

The connector design incorporates an integral latching system that ensures a definitive electrical and mechanical connection. Connector housings are manufactured with a thermoplastic material that is not only durable, but has excellent UV resistance, dielectric/mechanical properties and environmentally RoHS compliant. The sealing system is comprised of a front and rear silicone, multi-sealing perimeter against environmental ingress. Contacts are derived from quality copper alloy to ensure an electrically-reliable connection.

AT Series™ connectors are compatible with other existing standard products industry-wide.



## Features & Benefits

|                              |   |
|------------------------------|---|
| Current Capacity             | Size 16, 13A (max)  |
| Wire Range                   | Size 16 contacts will accept wire ranges of 14 thru 20AWG   |
| Temperature                  | Operating temperature range: -55°C to +125°C at rated current   |
| Dielectric Value             | Meets or exceeds 1500 volts minimum   |
| Drop Test                    | Shall not become detached or loosened when placed at 750mm and dropped to concrete eight times  |
| Shock                        | No latch disengagement or discontinuity shall be the result when subjected to 50 g's in each of three axis (X, Y & Z)   |
| Vibration                    | Continued continuity without degradation to mechanical or physical attributes following vibration. (max acceleration 20 g's at Sine sweep of 10-2000Hz)                 |
| Connector Terminal Retention | When subjected to a direct pull, contacts achieve a minimum pull-out force of 25 lbs.   |
| Connector Retention          | A mated connector subjected to a pulling force by the exiting wire bundle at 25 lbs. times the number of contacts to a maximum of 100 lbs. applying load for 30 seconds |



# AT Series™

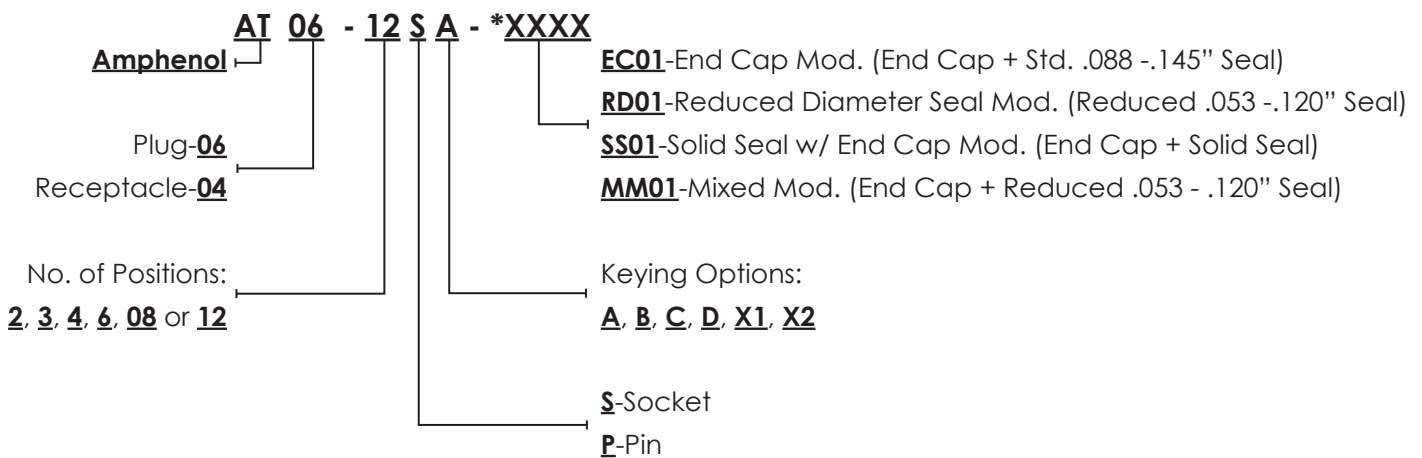
## Features & Benefits, cont.

|                         |   |
|-------------------------|---|
| Thermal Shock           | Subjected to 10 cycles at -55°C to +125°C with no cracking, chipping or other damage detrimental to the normal operation of the connector   |
| Insulation Resistance   | Insulation resistance at 25°C shall be greater than 20 megohms when 1000 VDC are applied  |
| Mating Cycle Durability | Following 100 cycles of connection engagement and disengagement, degradation either mechanical or electrical is not evident   |
| Contact Millivolt Drop  | Size 16 contacts with 16AWG conductor - *100 millivolt drop max at 13A test current   |
| Water Immersion         | A mated connection, properly wired, placed in an oven at +125°C for 1 hour, then placed immediately in a depth of water of 1 meter for 4 hours without loss of electronic performance |

## Product Material

|                 |  |
|-----------------|--|
| Housings        | Thermoplastic                              |
| Seals           | Silicone Elastomer                         |
| Secondary Locks | Thermoplastic                              |
| Contacts        | Copper Alloy, Nickel Plated, Gold optional |


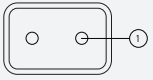


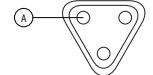


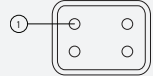


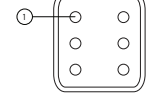


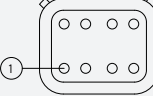


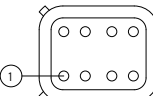

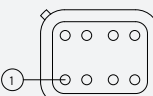

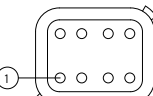
## AT Series™ Part Numbering Sequence



**NOTE:** The above modifications (-XXXX) are only a sampling of the options available to our customers. For more information, please contact your Sales Representative.

# AT Series™ Standard Products


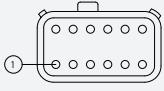

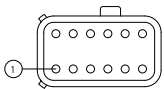

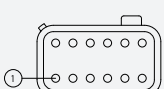

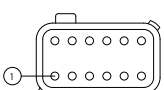

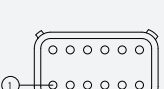

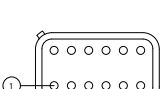

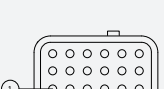
## Plugs & Wedgelocks - 2, 3, 4, 6, 8 and 12 positions


| Plug  | Face View   | Part Number | Description                  | Wedgelock  | Part Number | Part Description         |
|---|---|-------------|------------------------------|--|-------------|--------------------------|
|    |    | AT06-2S     | Plug,<br>2-Way               |    | AW2S        | Wedgelock<br>Plug, 2-Way |
|    |    | AT06-3S     | Plug,<br>3-Way               |    | AW3S        | Wedgelock<br>Plug, 3-Way |
|    |    | AT06-4S     | Plug,<br>4-Way               |    | AW4S        | Wedgelock<br>Plug, 4-Way |
|   |   | AT06-6S     | Plug,<br>6-Way               |   | AW6S        | Wedgelock<br>Plug, 6-Way |
|  |  | AT06-08SA   | Plug,<br>8-Way<br>A Position |  | AW8S        | Wedgelock<br>Plug, 8-Way |
|  |  | AT06-08SB   | Plug,<br>8-Way<br>B Position |  |             |                          |
|  |  | AT06-08SC   | Plug,<br>8-Way<br>C Position |  |             |                          |
|  |  | AT06-08SD   | Plug,<br>8-Way<br>D Position |  |             |                          |

**NOTE:** Wedgelocks are required for all plugs.

# AT Series™ Standard Products

Plugs & Wedgelocks - 2, 3, 4, 6, 8 and 12 positions, cont.


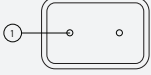


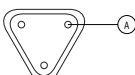


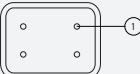


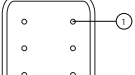


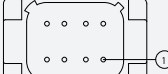


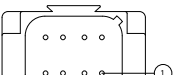

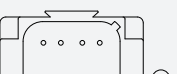

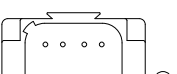
| Plug  | Face View   | Part Number    | Description   |
|---|---|----------------|---|
|    |    | AT06-12SA      | Plug,<br>12-Way<br>A Position                         |
|    |    | AT06-12SB      | Plug,<br>12-Way<br>B Position                         |
|    |    | AT06-12SC      | Plug,<br>12-Way<br>C Position                         |
|   |   | AT06-12SD      | Plug,<br>12-Way<br>D Position                         |
|  |  | AT06-12SX1     | Plug,<br>12-Way<br>X1 Position                        |
|  |  | AT06-12SX2     | Plug,<br>12-Way<br>X2 Position                        |
|  |  | AT16-18SB-K004 | Plug,<br>18-Way<br>(Wedgelock/<br>Endcap<br>Included) |

| Wedgelock   | Part Number | Part Description          |
|---|-------------|---------------------------|
|  | AW12S       | Wedgelock<br>Plug, 12-Way |

**NOTE:** Wedgelocks are required for all plugs.

# AT Series™ Standard Products


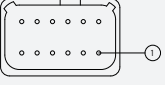


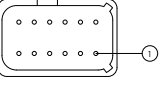

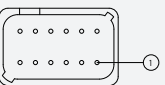

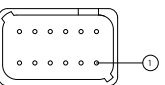

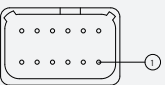
## Receptacles & Wedgelocks - 2, 3, 4, 6, 8 and 12 positions

| Receptacle  | Face View   | Part Number | Description                  | Wedgelock  | Part Number | Part Description        |
|---|---|-------------|------------------------------|--|-------------|-------------------------|
|    |    | AT04-2P     | Receptacle, 2-Way            |    | AW2P        | Wedgelock Recep., 2-Way |
|    |    | AT04-3P     | Receptacle, 3-Way            |    | AW3P        | Wedgelock Recep., 3-Way |
|    |    | AT04-4P     | Receptacle, 4-Way            |    | AW4P        | Wedgelock Recep., 4-Way |
|   |   | AT04-6P     | Receptacle, 6-Way            |   | AW6P        | Wedgelock Recep., 6-Way |
|  |  | AT04-08PA   | Receptacle, 8-Way A Position |  | AW8P        | Wedgelock Recep., 8-Way |
|  |  | AT04-08PB   | Receptacle, 8-Way B Position |  |             |                         |
|  |  | AT04-08PC   | Receptacle, 8-Way C Position |  |             |                         |
|  |  | AT04-08PD   | Receptacle, 8-Way D Position |  |             |                         |

**NOTE:** Wedgelocks are required for all receptacles.

# AT Series™ Standard Products

Receptacles & Wedgelocks - 2, 3, 4, 6, 8 and 12 positions, cont.

| Receptacle  | Face View   | Part Number   | Description   | Wedgelock  | Part Number | Part Description         |
|---|---|---------------|---|--|-------------|--------------------------|
|    |    | AT04-12PA     | Receptacle, Extended Shroud, 12-Way, A Position     |  | AW12P       | Wedgelock Recep., 12-Way |
|    |    | AT04-12PB     | Receptacle, Extended Shroud, 12-Way, B Position     |  |             |                          |
|    |    | AT04-12PC     | Receptacle, Extended Shroud, 12-Way, C Position     |  |             |                          |
|   |   | AT04-12PD     | Receptacle, Extended Shroud, 12-Way, D Position     |  |             |                          |
|  |  | AT04-12PA-NES | Receptacle, Non-Extended Shroud, 12-Way, A Position |  |             |                          |

**NOTE:** Wedgelocks are required for all receptacles.


# ATM Series™

## Overview

ATM Series™ connectors are a high-performance, cost-effective solution specifically designed for smaller AWG applications, while still maintaining the strengths of the AT Series™ product line.

The connector design incorporates an integral latching system that ensures a definitive electrical and mechanical connection. Connector housings are manufactured with a thermoplastic material that is not only durable, but has excellent UV resistance, dielectric/mechanical properties and environmentally RoHS compliant. The sealing system is comprised of an internal and rear silicone, multi-sealing perimeter against environmental ingress. Contacts are derived from quality copper alloy to ensure an electrically-reliable connection.

ATM Series™ connectors are compatible with other existing standard products industry-wide.



## Features & Benefits

|                              |   |
|------------------------------|---|
| Current Capacity             | Size 20, 7.5A (max)   |
| Wire Range                   | Size 20 contacts will accept wire ranges of 16 thru 22AWG   |
| Temperature                  | Operating temperature range: -55°C to +125°C at rated current   |
| Dielectric Value             | Meets or exceeds 1500 volts minimum   |
| Drop Test                    | Shall not become detached or loosened when placed at 750mm and dropped to concrete eight times  |
| Shock                        | No latch disengagement or discontinuity shall be the result when subjected to 50 g's in each of three axis (X, Y & Z)   |
| Vibration                    | Continued continuity without degradation to mechanical or physical attributes following vibration. (max acceleration 20 g's at Sine sweep of 10-2000Hz)                 |
| Connector Terminal Retention | When subjected to a direct pull, contacts achieve a minimum pull-out force of 89 lbs.   |
| Connector Retention          | A mated connector subjected to a pulling force by the exiting wire bundle at 89 lbs. times the number of contacts to a maximum of 356 lbs. applying load for 30 seconds |

# ATM Series™

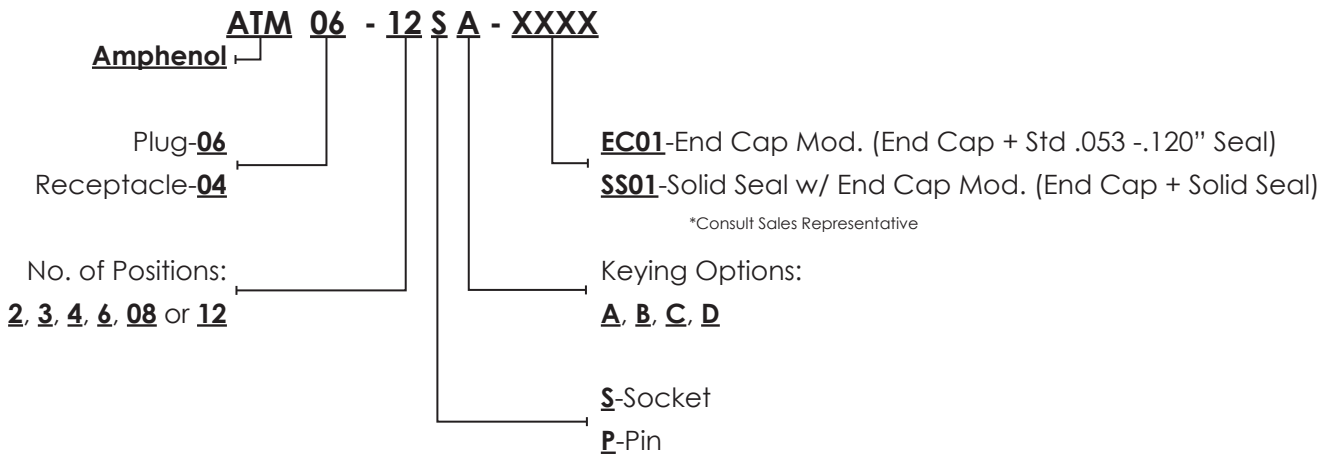
## Features & Benefits, cont.

|                         |   |
|-------------------------|---|
| Thermal Shock           | Subjected to 10 cycles at -55°C to +125°C with no cracking, chipping or other damage detrimental to the normal operation of the connector   |
| Insulation Resistance   | Insulation resistance at 25°C shall be greater than 20 megohms when 1000 VDC are applied  |
| Mating Cycle Durability | Following 100 cycles of connection engagement and disengagement, degradation either mechanical or electrical is not evident   |
| Contact Millivolt Drop  | Size 20 (stamped & formed) contacts with 20AWG conductor - 60 (solid contact) millivolt drop max; 100 (stamped & formed contact) millivolt drop max at 7.5A test current              |
| Water Immersion         | A mated connection, properly wired, placed in an oven at +125°C for 1 hour, then placed immediately in a depth of water of 1 meter for 4 hours without loss of electronic performance |

## Product Material

|                 |  |
|-----------------|--|
| Housings        | Thermoplastic                              |
| Seals           | Silicone Elastomer                         |
| Secondary Locks | Thermoplastic                              |
| Contacts        | Copper Alloy, Nickel Plated, Gold optional |


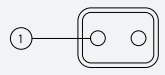

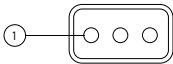

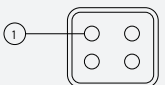

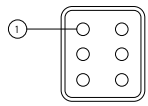

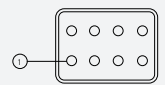

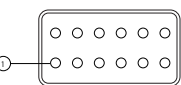
## ATM Series™ Part Numbering Sequence



**NOTE:** The above modifications (-XXXX) are only a sampling of the options available to our customers. For more information, please contact your Sales Representative.

# ATM Series™ Standard Products

## Plugs & Wedgelocks - 2, 3, 4, 6, 8 and 12 positions

| Plug  | Face View   | Part Number | Description              |
|---|---|-------------|--------------------------|
|    |    | ATM06-2S    | Plug, 2-Way              |
|    |    | ATM06-3S    | Plug, 3-Way              |
|    |    | ATM06-4S    | Plug, 4-Way              |
|   |  | ATM06-6S    | Plug, 6-Way              |
|  |  | ATM06-08SA  | Plug, 8-Way, A Position  |
|  |  | ATM06-12SA  | Plug, 12-Way, A Position |

**NOTE:** B, C, and D keying positions are available for all 8 and 12 positions plugs. For more information, please contact your Sales Representative.

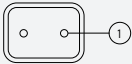


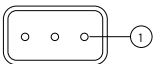


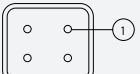


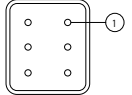


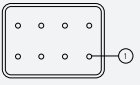


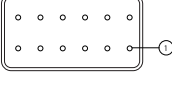

| Wedgelock  | Part Number | Part Description       |
|--|-------------|------------------------|
|    | AWM-2S      | Wedgelock Plug, 2-Way  |
|    | AWM-3S      | Wedgelock Plug, 3-Way  |
|    | AWM-4S      | Wedgelock Plug, 4-Way  |
|  | AWM-6S      | Wedgelock Plug, 6-Way  |
|  | AWM-8S      | Wedgelock Plug, 8-Way  |
|  | AWM-12S     | Wedgelock Plug, 12-Way |

**NOTE:** Wedgelocks are required for all plugs.



# ATM Series™ Standard Products

## Receptacles & Wedgelocks - 2, 3, 4, 6, 8 and 12 positions

| Receptacle  | Face View   | Part Number | Description                    | Wedgelock  | Part Number | Part Description             |
|---|---|-------------|--------------------------------|--|-------------|------------------------------|
|    |    | ATM04-2P    | Receptacle, 2-Way              |    | AWM-2P      | Wedgelock Receptacle, 2-Way  |
|    |    | ATM04-3P    | Receptacle, 3-Way              |    | AWM-3P      | Wedgelock Receptacle, 3-Way  |
|    |    | ATM04-4P    | Receptacle, 4-Way              |    | AWM-4P      | Wedgelock Receptacle, 4-Way  |
|   |  | ATM04-6P    | Receptacle, 6-Way              |  | AWM-6P      | Wedgelock Receptacle, 6-Way  |
|  |  | ATM04-08PA  | Receptacle, 8-Way, A Position  |  | AWM-8P      | Wedgelock Receptacle, 8-Way  |
|  |  | ATM04-12PA  | Receptacle, 12-Way, A Position |  | AWM-12P     | Wedgelock Receptacle, 12-Way |

**NOTE:** B, C, and D keying positions are available for all 8 and 12 positions receptacles. For more information, please contact your Sales Representative.


**NOTE:** Wedgelocks are required for all receptacles.

# ATP Series™

## Overview

ATP Series™ connectors are designed as a high-performance, cost-effective, thermoplastic solution to be used within the Marine, Heavy Equipment, Agricultural, Automotive, Alternative Energy fields, as well as other demanding interconnect applications. Available in 2 and 4 position options, the ATP Series™ Connectors contain superior environmental seals, seal retention capabilities and are designed for use with 10-14AWG with size 12 contacts handling up to 25A.

ATP Series™ connectors are compatible with other existing standard products industry-wide.



## Features & Benefits

|   |   |
|---|---|
| Current Capacity                          | Size 12, 25A (max)  |
| Wire Range                                | Size 12 contacts will accept wire ranges of 12 thru 14AWG   |
| Temperature                               | Operative at temperatures from -55°C to +125°C. Continuous at rated current.  |
| Dielectric Withstanding Voltage           | Current leak less than 2 milliamps at 1500 VAC  |
| Physical Shock                            | No unlocking, unmating or other unsatisfactory results during or after 50 G's in each of three usually perpendicular planes. No electrical discontinuities longer than 1 microsecond. MIL-STD 202. Method 213, Condition "C". |
| Vibration                                 | Maintains continuity and exhibits no mechanical or physical damage after vibration levels of 20 G's at 10-2000 Hz.  |
| Insulation Resistance                     | 1000 megohms minimum 25°C   |
| Corrosion Resistance                      | Connectors show no evidence of corrosion after exposure to 48 hours of salt spray per MIL - STD 1344, method 1001.  |
| Submersion                                | IP67. Wired and mated connection will withstand immersion under three feet of water without loss of electronic qualities or leakage.  |
| Fluid Resistance                          | Connectors show no damage when exposed to most fluids used in industrial application.   |
| Contact Retention Contacts (minimum load) | 70lbs. for Size 12 contacts.  |
| Thermal Cycle                             | No cracking, chipping or leaking after 20 test cycles from -55°C to +125°C.   |
| Durability                                | No electrical or mechanical defects after 100 cycles of engagement and disengagement.   |

# ATP Series™

## Features & Benefits, cont.

### Contact Resistance

|                               |         |
|-------------------------------|---------|
| Contacts                      | Size 12 |
| Wire Gauge                    | 12AWG   |
| Test Current                  | 25A     |
| Resistance (Solids)           | 60 µV   |
| Resistance (Stamped & Formed) | 100 µV  |

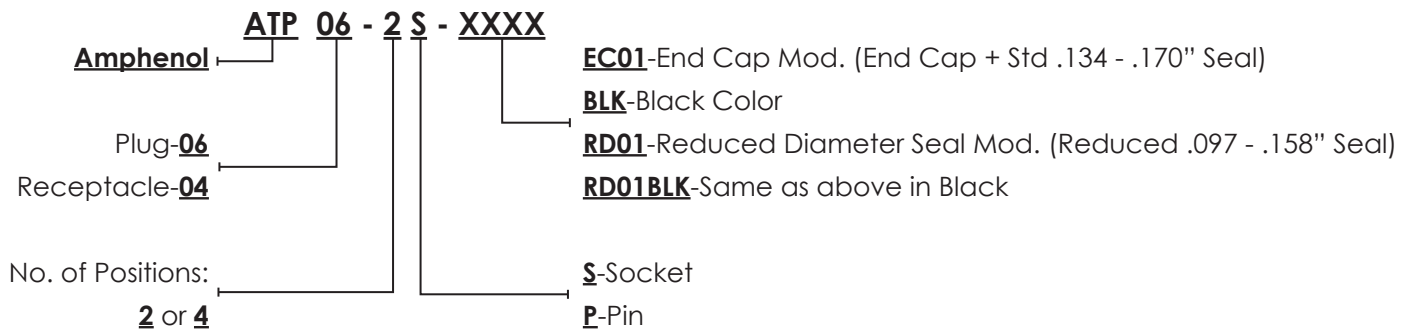
### Wire Sealing Range

|                                    |  |
|------------------------------------|--|
| Contacts                           | Size 12  |
| Recommended Wire Installation O.D. | Standard (S-Seal) .134-.170"<br>Thin Wall (RD-Seal) .097-.158" |

### Product Material

|          |  |
|----------|--|
| Shell    | Thermoplastic  |
| Seals    | Silicone Elastomer   |
| Wedge    | Thermoplastic  |
| Contacts | Pins: Copper alloy; Sockets: Copper alloy; Finish: Nickel-plated (optional Gold) |


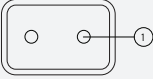

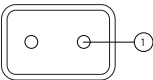

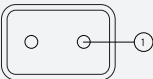

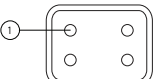

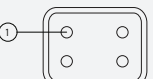

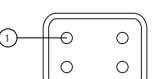



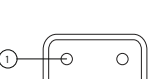
### ATP Series™ Part Numbering Sequence





**NOTE:** The above modifications (-XXXX) are only a sampling of the options available to our customers. For more information, please contact your Sales Representative.

# ATP Series™ Standard Products

## Plugs & Wedgelocks - 2 and 4 positions


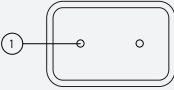


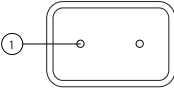

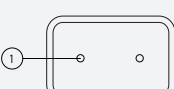

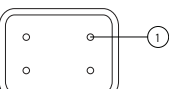


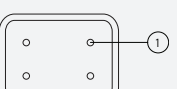

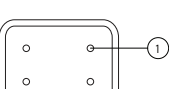

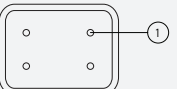
| Plug  | Face View   | Part Number      | Description             |
|---|---|------------------|-------------------------|
|    |    | ATP06-2S         | Plug<br>2-Way           |
|    |    | ATP06-2S-BLK     | Plug<br>2-Way,<br>Black |
|    |    | ATP06-2S-EC01    | Plug<br>2-Way           |
|   |   | ATP06-4S         | Plug<br>4-Way           |
|  |  | ATP06-4S-BLK     | Plug<br>4-Way,<br>Black |
|  |  | ATP06-4S-EC01    | Plug<br>4-Way           |
|  |  | ATP06-4S-RD01    | Plug<br>4-Way           |
|  |  | ATP06-4S-RD01BLK | Plug<br>4-Way,<br>Black |

| Wedgelock  | Part Number | Part Description         |
|--|-------------|--------------------------|
|    | AWP-2S      | Wedgelock<br>Plug, 2-Way |
|  | AWP-4S      | Wedgelock<br>Plug, 4-Way |

**NOTE:** Wedgelocks are required for all plugs.

# ATP Series™ Standard Products

## Receptacles & Wedgelocks - 2 and 4 positions

| Receptacle  | Face View   | Part Number   | Description               | Wedgelock  | Part Number | Part Description                  |
|---|---|---------------|---------------------------|--|-------------|-----------------------------------|
|    |    | ATP04-2P      | Recep.<br>2-Way           |    | AWP-2P      | Wedgelock<br>Receptacle,<br>2-Way |
|    |    | ATP04-2P-BLK  | Recep.<br>2-Way,<br>Black |  |             |                                   |
|    |    | ATP04-2P-EC01 | Recep.<br>2-Way           |  |             |                                   |
|   |  | ATP04-4P      | Recep.<br>4-Way           |  | AWP-4P      | Wedgelock<br>Receptacle,<br>4-Way |
|  |  | ATP04-4P-BLK  | Recep.<br>4-Way,<br>Black |  |             |                                   |
|  |  | ATP04-4P-EC01 | Recep.<br>4-Way           |  |             |                                   |
|  |  | ATP04-4P-RD01 | Recep.<br>4-Way           |  |             |                                   |

**NOTE:** Wedgelocks are required for all receptacles.

# AHD Series™

## Overview

AHD Series™ connectors were developed in response to the overwhelming need for an economic alternative to today's existing diagnostic product options. Designed specifically as a cost-conscious, reliable alternative, intermateable to industry standard 6 and 9 pin connectors, the AHD Series™ is ideal for any situation where either controlled and/or uncontrolled environmental conditions exist.

AHD Series™ Connectors offer both a smooth, non-sealing option for controlled applications, as well as an environmentally-sealed, threaded option for more demanding applications.

AHD Series™ connectors are completely compatible with all other existing standard products industry-wide.



## Features & Benefits

|                       |  |
|-----------------------|--|
| Current Capacity      | 6 position: Size 12, 25A (max)<br>9 position: Size 16, 13A (max)   |
| Wire Range            | Size 12 contacts will accept wire ranges of 10 thru 14AWG<br>Size 16 contacts will accept wire ranges of 14 thru 20AWG           |
| Temperature           | DiagnosticGrade™ / Military Style: Operating temperature range: -55°C TO +125°C at rated current.                                |
| Dielectrical Strength | DiagnosticGrade™ / Military Style: 1500 volts minimum  |
| Physical Shock        | Military Style: No locking, unmating or other unsatisfactory result after 50 g's in each of three mutually perpendicular planes. |
| Vibration             | Military Style: Maintains continuity and exhibits no mechanical or physical damage after vibration. (20 g's at 10-2000 Hz)       |
| Insulation Resistance | DiagnosticGrade™ / Military Style: 1000 megohms minimum at 25°C.   |
| Durability            | DiagnosticGrade™ / Military Style: No electric or mechanical defects after 100 cycles of engagement and disengagement.           |

# AHD Series™

## Features & Benefits, cont.

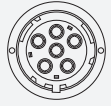








|                              |  |
|------------------------------|--|
| Integrated Alignment Keys    | Tactile verification for blind mating  |
| Strong Thermoplastic Housing | Extended service life  |
| Operating Temperature Range  | -55°C TO +125°C - Wide range compatibility   |
| Economically Sound           | Low overall cost   |
| Rohs Compliant               | Environmentally friendly   |
| UL Approval                  | Certified and compliant  |
| Contact Current Rating       | DiagnosticGrade™ / Military Style: At +125°C, continuous, less thru wire:<br>#12 contact = 25A max. current; #16 contact = 13A max. current        |
| Corrosion Resistance         | DiagnosticGrade™ / Military Style: Connectors show no evidence of corrosion after exposure to 48 hours of salt spray per MIL-STD 1344 method 1001. |

## Product Material


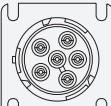

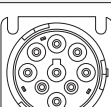

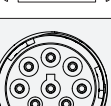

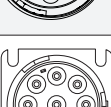

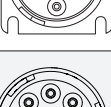
|          |                          |
|----------|--------------------------|
| Housings | Thermoplastic            |
| Seals    | Silicone Elastomer       |
| Contacts | Copper alloy/Gold plated |

# AHD Series™ Standard Products

## Plugs - 6 and 9 positions

| Plug   | Face View  | Part Number     | Description  |
|--|--|-----------------|--|
|   |   | AHD16-6-12S     | 6 Position, Plug, Smooth Shell Diagnostic Grade<br>*Size 12 pin contacts only                  |
|   |   | AHD16-6-12SB010 | 6 Position, Plug, Locking Ring<br>*Size 12 pin contacts only                                   |
|   |   | AHD16-9-1939S   | 9 Position, Plug, Locking Ring<br>*Size 16 pin contacts only                                   |
|   |   | AHD17-9-1939S   | 9 Position, Plug, Smooth Shell<br>*Size 16 pin contacts only.                                  |
|  |  | AHD16-9-96S     | 9 Position, Plug, Locking Ring (non-J1939) <b>SPECIAL ORDER</b><br>*Size 16 pin contacts only. |











## Receptacles - 6 and 9 positions

| Receptacle  | Face View   | Part Number   | Description   |
|---|---|---------------|---|
|  |  | AHD10-6-12P-L | 6 Position, Receptacle<br>*Size 12 socket contacts only   |
|  |  | AHD10-9-1939P | 9 Position, Receptacle, Flange<br>*Size 12 socket contacts only                                     |
|  |  | AHD14-9-1939P | 9 Position, Receptacle, In-Line Threaded Rear J1939<br>*Size 16 socket contacts only                |
|  |  | AHD10-9-96P   | 9 Position, Receptacle (Non J-1939) <b>SPECIAL ORDER</b><br>*Size 16 socket contacts only           |
|  |  | AHD14-9-96P   | 9 Position, Receptacle, In Line Threaded Rear <b>SPECIAL ORDER</b><br>*Size 16 socket contacts only |



# AHD Series™ Standard Products


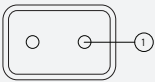


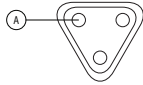


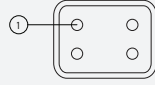


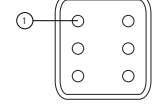


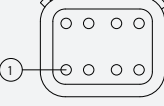


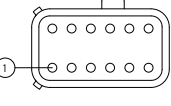

## Receptacle Caps - 6 and 9 positions

| Cap   | Part Number     | Description   |
|---|-----------------|---|
|                | AHDC-16-6       | 6 Position, Receptacle, Cap, Grey                                   |
| <b>OBD</b><br> | AHDC-16-9-OBDBK | 9 Position, Receptacle, Cap, Black, <b>OBD Label</b>                |
| <b>OBD</b><br> | AHDC169-T-OBDBK | 9 Position, Receptacle, Cap w/ Tether, Black, <b>OBD Label</b>      |
| <b>OBD</b><br> | AHDC169-TMOBDBK | 9 Position, Receptacle, Cap w/ Wire Tether, Black, <b>OBD Label</b> |
|              | AHDC-16-9       | 9 Position, Receptacle, Cap, Grey                                   |
|              | AHDC-16-9-BLK   | 9 Position, Receptacle, Cap, Black                                  |
|              | AHDC169-T-BLK   | 9 Position, Receptacle, Cap w/ Tether, Grey                         |
|              | AHDC169-T       | 9 Position, Receptacle, Cap w/ Tether, Black                        |
|              | AHDC169-TMBLK   | 9 Position, Receptacle, Cap w/ Wire Tether, Black                   |
|              | AHDC169-TM      | 9 Position, Receptacle, Cap w/ Wire Tether, Grey                    |

# Modifications

## AT-SR01 Series™, Strain Relief Modifications - Plugs and Wedgelocks

The AT Strain Relief Series' specifically designed wire cavities protect each individual wire seal, eliminating stress on the rear seal, maintaining IP67 sealing performance regardless of wire bundle direction or improper installation. It is a cost-effective and highly-reliable solution for wire routing, strain relief and sealing issues common in Heavy Duty applications. It ensures a complete environmental seal and necessary strain relief on the production line and in the field.

| Plug  | Face View   | Part Number     | Description                   | Wedgelock  | Part Number | Part Description          |
|---|---|-----------------|-------------------------------|--|-------------|---------------------------|
|    |    | AT06-2S-SR01BLK | Plug<br>2-Way                 |    | AW2S        | Wedgelock<br>Plug, 2-Way  |
|    |    | AT06-3S-SR01BLK | Plug<br>3-Way                 |   | AW3S        | Wedgelock<br>Plug, 3-Way  |
|   |   | AT06-4S-SR01BLK | Plug<br>4-Way                 |  | AW4S        | Wedgelock<br>Plug, 4-Way  |
|  |  | AT06-6S-SR01BLK | Plug<br>6-Way                 |  | AW6S        | Wedgelock<br>Plug, 6-Way  |
|  |  | AT06-08SA-SRGRY | Plug<br>8-Way,<br>Position A  |  | AW8S        | Wedgelock<br>Plug, 8-Way  |
|  |  | AT06-12SA-SRGRY | Plug<br>12-Way,<br>Position A |  | AW12S       | Wedgelock<br>Plug, 12-Way |


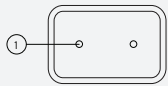


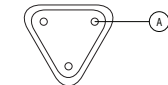


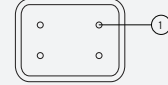


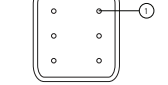


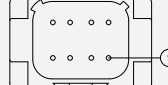


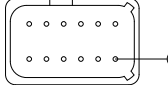

**NOTE:** Wedgelocks are required for all plugs.



**NOTE:** Color options pertain to connector body only. (See page 26 for options.)  
AT-SR01 Strain Relief Modifications are always **BLACK**.

# Modifications

## AT-SR01 Series™, Strain Relief Modifications - Receptacles & Wedgelocks

| Receptacle  | Face View   | Part Number     | Description                         | Wedgelock  | Part Number | Part Description                   |
|---|---|-----------------|-------------------------------------|--|-------------|------------------------------------|
|    |    | AT04-2P-SR01BLK | Receptacle<br>2-Way                 |    | AW2P        | Wedgelock<br>Receptacle,<br>2-Way  |
|    |    | AT04-3P-SR01BLK | Receptacle<br>3-Way                 |    | AW3P        | Wedgelock<br>Receptacle,<br>3-Way  |
|   |   | AT04-4P-SR01BLK | Receptacle<br>4-Way                 |   | AW4P        | Wedgelock<br>Receptacle,<br>4-Way  |
|  |  | AT04-6P-SR01BLK | Receptacle<br>6-Way                 |  | AW6P        | Wedgelock<br>Receptacle,<br>6-Way  |
|  |  | AT04-08PA-SRGRY | Receptacle<br>8-Way,<br>Position A  |  | AW8P        | Wedgelock<br>Receptacle,<br>8-Way  |
|  |  | AT04-12PA-SRGRY | Receptacle<br>12-Way,<br>Position A |  | AW12P       | Wedgelock<br>Receptacle,<br>12-Way |

**NOTE:** Wedgelocks are required for all receptacles.







**NOTE:** Color options pertain to connector body only. (See page 26 for options.)  
AT-SR01 Strain Relief Modifications are always **BLACK**.

# Modifications

**NOTE:** These modifications are only a sampling of the options available to our customers. For more options, please contact your Sales Representative.

## End Cap/Rear Seal Modifications




AT Series™ connectors offer several modifications for increased design flexibility or special application requirements.

| Plug  | Mod. Number             | Description  |
|---|-------------------------|--|
|  | XXXX-XXXX- <b>EC01</b>  | <b>AT Series:</b> End Cap Mod. over Rear Seal (End Cap + Std. .088 - .145" Seal)<br><b>ATM Series:</b> End Cap Mod. over Rear Seal (End Cap + Std. .053 - .120" Seal)<br><b>ATP Series:</b> End Cap Mod. over Rear Seal (End Cap + Std. .134 - .170" Seal) |
|  | XXXX-XXXX- <b>RD01</b>  | <b>AT Series:</b> Red. Diam. Seal Mod. for Smaller Wire Diam. (Red. .053 - .120" Seal)<br><b>ATP Series:</b> Red. Diam. Seal Mod. for Smaller Wire Diam. (Red. .097 - .158" Seal)  |
|  | XXXX-XXXX- <b>SS01</b>  | <b>AT/ATP Series:</b> Solid Rear Seal w/ End Cap Mod. for Maintaining an Environmental Seal with Unmated Connectors (End Cap + Solid Seal)   |
|  | XXXX-XXXX- <b>MM01*</b> | <b>AT Series:</b> Mixed Mod. (End Cap + Reduced .053 - .120" Seal)<br><b>ATP Series:</b> Mixed Mod. (End Cap + Reduced .097 - .158" Seal)<br>*Consult Sales Representative for availability  |

## J-1939 Modifications - Plug, Receptacles & Wedgelocks

AT Series™ J-1939/11, 3-Pin connectors offer a high performance, reliable and cost effective solution for the SAE 3 position CAN Network requirements. This series is designed to be completely compatible with existing industry standard J1939/11 connectors and provides a complete line of connectors including Y receptacles, network terminations with 120 ohm resistors, and keyed wedgelocks to prevent mis-mating. Additionally, the AT Series offers the -SR01 Strain Relief series in both 3 way receptacles and plugs for critical J1939 in-line connections requiring increased environmental protection and strain relief.


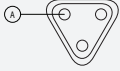

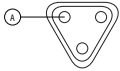
| Receptacle  | Face View   | Part Number     | Description                         |
|---|---|-----------------|-------------------------------------|
|  |  | AT04-3P-RY01    | "Y" Recep., 3-Way, Grey             |
|  |  | AT04-3P-RJ120BK | Recep., 3-Way, Strain Relief, Black |
|  |  | AT04-3P-RJ120   | Recep., 3-Way, Strain Relief, Grey  |
| Plug  | Face View   | Part Number     | Description                         |
|  |  | AT06-3S-SR01BLK | Plug, 3-Way, Strain Relief, Black   |

| Wedglock   | Part Number | Part Description                        |
|--|-------------|---|
|  | AW3P-1939   | Wedglock, "Y" Receptacle, 3-Way, J-1939 |
| 3-Way Wedglock (AW3P-1939) included  |             |   |
| 3-Way Wedglock (AW3P-1939) included  |             |   |
| Wedglock   | Part Number | Part Description                        |
|  | AW3S-1939   | Wedglock, Plug, 3-Way, J-1939, Blue     |
|  | AW3S        | Wedglock, Plug, 3-Way, Blue             |

# Modifications


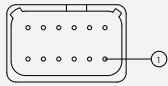

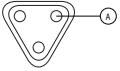

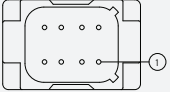

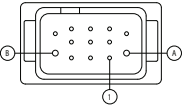
**NOTE:** These modifications are only a sampling of the options available to our customers. For more options, please contact your Sales Representative.

## J-1939 Modifications, cont.

| Plug  |   | Part Number    | Description   |
|---|---|----------------|---|
|  |  | AT06-3S-RJ120  | Plug, 3-Way, J-1939, 120 Ohm Resistor, End Cap, Grey (Blue wedgelock included)              |
|  |  | AT06-3S-RJL120 | Plug, 3-Way, J-1939, 120 Ohm Resistor, End Cap, Latch Guard, Grey (Blue wedgelock included) |

## Flange Mount Receptacle Modifications

AT Series™ connectors offer several flange mount options to increase design flexibility and simplify wire routing. Consult a Sales Representative for flange mount configurations and styles.

| Receptacle  |   | Mod. Number     | Description   |
|---|---|-----------------|---|
|   |   | AT04-12PA-PM01  | 12-Way, Flange Mount, Receptacle, A Position  |
|  |  | AT04-3P-PM05    | 3-Way, Flange Mount, Receptacle   |
|  |  | AT04-08PB-PM07G | 8-Way, Flange Mount, Receptacle, Gasket   |
|  |  | AT1612-13PB-G   | 13-Way, Flange Mount, Receptacle, Gasket<br>Two Size 12 contacts (A and B); Eleven Size 16 contacts |

## Plug & Receptacle Body Color Modification

A wide range of standard color options are available for all A Series™ product lines. 8 and 12 position plugs and receptacles require special order. For more information, please contact a Sales Representative.

|       |                       |        |                       |
|-------|-----------------------|--------|-----------------------|
| Color | Modification Number   | Color  | Modification Number   |
| Black | XXXX-XXXX- <b>BLK</b> | Yellow | XXXX-XXXX- <b>YEL</b> |
| White | XXXX-XXXX- <b>WHT</b> | Green  | XXXX-XXXX- <b>GRN</b> |
| Brown | XXXX-XXXX- <b>BRN</b> | Blue   | XXXX-XXXX- <b>BLU</b> |
| Grey  | XXXX-XXXX- <b>GRY</b> | Red    | XXXX-XXXX- <b>RED</b> |


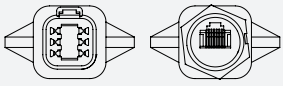



## Custom Products

**NOTE:** These custom products are only a sampling of the options available to our customers. For more options, please contact your Sales Representative.


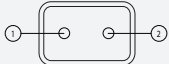

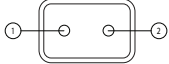


### Adapter, 6 Pin to RJ45

AT Series™ 6 Pin to RJ45 Adapters are developed to provide a direct connection between industry standard 6 position connectors and 8 position ethernet RJ45 connections.

| Part  |   | Part Number | Description   |
|---|---|-------------|---|
|  |  | P30307-XX   | AT Series™ 6-Way Receptacle to RJ45 8-Way Receptacle  |
|  | NA  | ATRJ8-FSSR  | RJ Plug, Sealed Strain Relief, Field Installable/Serviceable Assembly, 13/16-28 Thread Receptacles (RJ plug not included) |


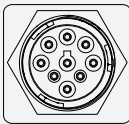
### LED Option

Designed for electromechanical applications where a visible LED light is integrated into a 2 position plug allowing the user to determine the device is receiving power. Environmentally sealed, field serviceable and cost effective while reducing costly trouble shooting time. 12V and 24V versions available.

| Part  |   | Part Number     | Description   |
|---|---|-----------------|---|
|  |  | AT06-2S-LED1201 | AT Series™, 2-Way, Plug, LED, 12V, Clear Endcap, Grey Body (Requires Wedglock P/N: AW2S-LED)  |
|  |  | AT06-2S-LED2401 | AT Series™, 2-Way, Plug, LED, 24V, Clear Endcap, Black Body (Requires Wedglock P/N: AW2S-LED) |
|  |  | P23232          | AHD Series™, 6 Position, Plug, LED  |

### AHD™ Jam Mount Diagnostic Receptacle

AHD Series™ 9-way diagnostic receptacle with panel nut and extended shroud to allow for simplified mounting. Mates with all industry standard diagnostic plugs.


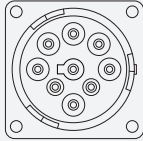
| Receptacle  |   | Mod. Number     | Description   |
|---|---|-----------------|---|
|  |  | AHD17-9-1939PES | AHD Series™, 9-Way, Jam Mount Extended Shroud, Receptacle |
|   |   | AHD17-PN01      | AHD Series™ Panel Nut (for use with P/N: AHD17-9-1939PES) |

## Custom Products

**NOTE:** These custom products are only a sampling of the options available to our customers. For more options, please contact your Sales Representative.


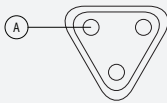

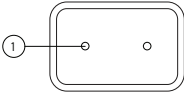
### AHD Series™ Unsealed Diagnostic Receptacle

AHD Series™ unsealed diagnostic 9-way receptacle that is cost effective, yet rugged. Mates with industry standard diagnostic 9-way plugs.

| Receptacle  |   | Mod. Number     | Description                              |
|---|---|-----------------|--|
|  |  | AHD10-9-1939PNR | AHD Series™, 9-Way, Receptacle, Unsealed |

### AT Series™ Terminating Resistors

AT Series™ connectors are available with custom resistor values to meet specific application requirements. Consult Sales Representative for resistor, diode and other electronic packaging solutions.

| Part  |   | Part Number     | Description  |
|---|---|-----------------|--|
|   |  | AT06-3S-R680    | AT Series™, Plug, 3-Way, 680 Ohm Resistor, End Cap, Grey (Standard wedgelock included)<br><b>NOTE:</b> Resistor is between A and B position. |
|  |  | AT04-2P-R120YEL | AT Series™, Receptacle, 2-Way, 120 Ohm Resistor, Yellow (Standard wedgelock included)  |

### Custom Cable Assemblies

Custom Cable Assemblies are available for any application, and carry with them the capabilities of being overmolded in any size or length necessary. For more information, please contact a Sales Representative.



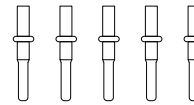
# Contact Options

## Contacts

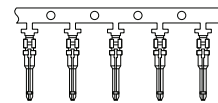
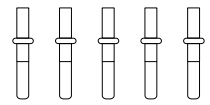
Amphenol offers two types of contacts for use in our products: Solid and Stamped & Formed. Both types of contacts utilize the simple crimp-style termination, requiring no solder usage.



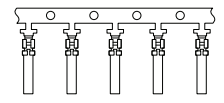
Solid/Machined  
Male Pins



Solid/Machined  
Female Sockets



Stamped & Formed  
Male Pins



Stamped & Formed  
Female Sockets

## Standard Contacts - Solid Sockets & Pins

| Series    | Size | AWG   | Type  | Part Number    | Description                            |
|-----------|------|-------|-------|----------------|--|
| ATP/AHD-6 | 12   | 12-14 | Solid | AT62-210-1231  | Female Contact - Socket, Gold-plated   |
| ATP/AHD-6 | 12   | 12-14 | Solid | AT62-203-12141 | Female Contact - Socket, Nickel-plated |
| AT/AHD-9  | 16   | 14    | Solid | AT62-209-1631  | Female Contact - Socket, Gold-plated   |
| AT/AHD-9  | 16   | 14    | Solid | AT62-209-16141 | Female Contact - Socket, Nickel-plated |
| AT/AHD-9  | 16   | 16-20 | Solid | AT62-201-1631  | Female Contact - Socket, Gold-plated   |
| AT/AHD-9  | 16   | 16-20 | Solid | AT62-201-16141 | Female Contact - Socket, Nickel-plated |
| ATM       | 20   | 20-22 | Solid | AT62-201-2031  | Female Contact - Socket, Gold-plated   |
| ATM       | 20   | 20-22 | Solid | AT62-201-20141 | Female Contact - Socket, Nickel-plated |
| ATP/AHD-6 | 12   | 12-14 | Solid | AT60-220-1231  | Male Contact - Pin, Gold-plated        |
| ATP/AHD-6 | 12   | 12-14 | Solid | AT60-204-12141 | Male Contact - Pin, Nickel-plated      |
| AT/AHD-9  | 16   | 14    | Solid | AT60-215-1631  | Male Contact - Pin, Gold-plated        |
| AT/AHD-9  | 16   | 14    | Solid | AT60-215-16141 | Male Contact - Pin, Nickel-plated      |
| AT/AHD-9  | 16   | 16-20 | Solid | AT60-202-1631  | Male Contact - Pin, Gold-plated        |
| AT/AHD-9  | 16   | 16-20 | Solid | AT60-202-16141 | Male Contact - Pin, Nickel-plated      |
| ATM       | 20   | 20-22 | Solid | AT60-202-2031  | Male Contact - Pin, Gold-plated        |
| ATM       | 20   | 20-22 | Solid | AT60-202-20141 | Male Contact - Pin, Nickel-plated      |



# Contact Options

## Standard Contacts - Stamped & Formed Sockets & Pins

| Series    | Size | AWG   | Type  | Part Number  | Description                            |
|-----------|------|-------|-------|--------------|--|
| ATP/AHD-6 | 12   | 12-14 | S & F | AT62-12-0166 | Female Contact - Socket, Nickel-plated |
| ATP/AHD-6 | 12   | 12-14 | S & F | AT62-12-0144 | Female Contact - Socket, Gold-plated   |
| AT/AHD-9  | 16   | 14-16 | S & F | AT62-14-0122 | Female Contact - Socket, Nickel-plated |
| AT/AHD-9  | 16   | 14-16 | S & F | AT62-14-0144 | Female Contact - Socket, Gold-plated   |
| AT/AHD-9  | 16   | 16-18 | S & F | AT62-16-0122 | Female Contact - Socket, Nickel-plated |
| AT/AHD-9  | 16   | 16-18 | S & F | AT62-16-0144 | Female Contact - Socket, Gold-plated   |
| AT/AHD-9  | 16   | 18-20 | S & F | AT62-16-0622 | Female Contact - Socket, Nickel-plated |
| AT/AHD-9  | 16   | 18-20 | S & F | AT62-16-0644 | Female Contact - Socket, Gold-plated   |
| ATM       | 20   | 16-22 | S & F | AT62-20-0122 | Female Contact - Socket, Nickel-plated |
| ATM       | 20   | 16-22 | S & F | AT62-20-0144 | Female Contact - Socket, Gold-plated   |

|           |    |       |       |              |                                   |
|-----------|----|-------|-------|--------------|-----------------------------------|
| ATP/AHD-6 | 12 | 12-14 | S & F | AT60-12-0166 | Male Contact - Pin, Nickel-plated |
| ATP/AHD-6 | 12 | 12-14 | S & F | AT60-12-0144 | Male Contact - Pin, Gold-plated   |
| AT/AHD-9  | 16 | 14-16 | S & F | AT60-14-0122 | Male Contact - Pin, Nickel-plated |
| AT/AHD-9  | 16 | 14-16 | S & F | AT60-14-0144 | Male Contact - Pin, Gold-plated   |
| AT/AHD-9  | 16 | 16-18 | S & F | AT60-16-0122 | Male Contact - Pin, Nickel-plated |
| AT/AHD-9  | 16 | 16-18 | S & F | AT60-16-0144 | Male Contact - Pin, Gold-plated   |
| AT/AHD-9  | 16 | 18-20 | S & F | AT60-16-0622 | Male Contact - Pin, Nickel-plated |
| AT/AHD-9  | 16 | 18-20 | S & F | AT60-16-0644 | Male Contact - Pin, Gold-plated   |
| ATM       | 20 | 16-22 | S & F | AT60-20-0122 | Male Contact - Pin, Nickel-plated |
| ATM       | 20 | 16-22 | S & F | AT60-20-0144 | Male Contact - Pin, Gold-plated   |

## Specialty Contacts - DiagnosticGrade™ Solid Sockets & Pins

Smaller AWG for diagnostic applications; Gold-plated; increased mating cycles; cost-effective.

| Series    | Size | AWG | Type  | Part Number | Description   |
|-----------|------|-----|-------|-------------|---|
| ATP/AHD-6 | 12   | 20  | Solid | 65-54748    | Female Contact - Socket, DiagnosticGrade, Gold-plated |
| AT/AHD-9  | 16   | 20  | Solid | 65-54757    | Female Contact - Socket, DiagnosticGrade, Gold-plated |
| ATP/AHD-6 | 12   | 20  | Solid | 65-54749    | Male Contact - Pin, DiagnosticGrade, Gold-plated      |
| AT/AHD-9  | 16   | 20  | Solid | 65-54756    | Male Contact - Pin, DiagnosticGrade, Gold-plated      |

## Specialty Contacts - RockSolid™ Solid Sockets

Contact area extends 360 around pins; low insertion/extraction forces; immune to shock/vibration; longer contact life.

|          |    |    |       |             |                                    |
|----------|----|----|-------|-------------|------------------------------------|
| AT/AHD-9 | 16 | 14 | Solid | 65-54942-14 | Female Contact - Socket, RockSolid |
| AT/AHD-9 | 16 | 16 | Solid | 65-54942-16 | Female Contact - Socket, RockSolid |
| AT/AHD-9 | 16 | 20 | Solid | 65-54942-20 | Female Contact - Socket, RockSolid |

## Seal Plugs





|            |    |       |   |               |                   |
|------------|----|-------|---|---------------|-------------------|
| AT/ATP/AHD | 16 | 12-16 | - | A114017       | Seal Plugs, White |
| AT-SR01    | 16 | 16    | - | A114017-SR    | Seal Plugs, Black |
| ATM        | 20 | 20    | - | AT13-204-2005 | Seal Plugs, White |

# Accessories & Tooling

## Field Repair Kits

The AT Series™ Field Repair Kits are the ideal companion for anyone performing on-site or in-the-field maintenance. They contain a full range of plugs, receptacles, wedges, contacts, seals and tools, as well as a cross-reference guide, all in a heavy duty plastic carrying case, easily labeled for quick identification.

| Part  | Part Number     | Description  |
|---|-----------------|--|
|    | <p>AT-RK100</p> | <p><b>Large Field Repair Kit contents:</b><br/>           AT04-2P: 2 Pos. Recep. (15 qty.)<br/>           AT04-3P: 3 Pos. Recep. (10 qty.)<br/>           AT04-4P: 4 Pos. Recep. (10 qty.)<br/>           AT04-6P: 6 Pos. Recep. (10 qty.)<br/>           AT04-08PA: 8 Pos. Recep. (5 qty.)<br/>           AT04-12PA: 12 Pos. Recep. (5 qty.)<br/>           AT06-2S: 2 Pos. Plug (15 qty.)<br/>           AT06-3S: 3 Pos. Plug (10 qty.)<br/>           AT06-4S: 4 Pos. Plug (10 qty.)<br/>           AT06-6S: 6 Pos. Plug (10 qty.)<br/>           AT06-08SA: 8 Pos. Plug (5 qty.)<br/>           AT06-12SA: 12 Pos. Plug (5 qty.)<br/>           AW2P: 2 Pos. Recep. Wedge (15 qty.)<br/>           AW3P: 3 Pos. Recep. Wedge (10 qty.)<br/>           AW4P: 4 Pos. Recep. Wedge (10 qty.)<br/>           AW6P: 6 Pos. Recep. Wedge (10 qty.)<br/>           AW8P: 8 Pos. Recep. Wedge (5 qty.)<br/>           AW12P: 12 Pos. Recep. Wedge (5 qty.)<br/>           AW2S: 2 Pos. Plug Wedge (15 qty.)<br/>           AW3S: 3 Pos. Plug Wedge (10 qty.)<br/>           AW4S: 4 Pos. Plug Wedge (10 qty.)<br/>           AW6S: 6 Pos. Plug Wedge (10 qty.)<br/>           AW8S: 8 Pos. Plug Wedge (5 qty.)<br/>           AW12S: 12 Pos. Plug Wedge (5 qty.)<br/>           AT62-201-1614: Female Contacts - Machined (150 qty.)<br/>           AT60-202-16141: Male Contacts - Machined (150 qty.)<br/>           ATRT-100: Removal Tool for Contact/Wedges (1 qty.)<br/>           AT-RCT100: Universal Repair Case Tool (1 qty.)<br/>           AT-RM100: Repair Manual (1 qty.)<br/>           A114017: Blank Seal 16Awg (20 qty.)</p> |
|  | <p>AT-RK200</p> | <p><b>Miniature Field Repair Kit contents:</b><br/>           AT04-2P: 2 Pos. Recep. (5 qty.)<br/>           AT04-3P: 3 Pos. Recep. (5 qty.)<br/>           AT04-4P: 4 Pos. Recep. (5 qty.)<br/>           AT04-6P: 6 Pos. Recep. (3 qty.)<br/>           AT04-08PA: 8 Pos. Recep. (1 qty.)<br/>           AT04-12PA: 12 Pos. Recep. (1 qty.)<br/>           AT06-2S: 2 Pos. Plug (5 qty.)<br/>           AT06-3S: 3 Pos. Plug (5 qty.)<br/>           AT06-4S: 4 Pos. Plug (5 qty.)<br/>           AT06-6S: 6 Pos. Plug (3 qty.)<br/>           AT06-08SA: 8 Pos. Plug (1 qty.)<br/>           AT06-12SA: 12 Pos. Plug (1 qty.)<br/>           AW2P: 2 Pos. Recep. Wedge (5 qty.)<br/>           AW3P: 3 Pos. Recep. Wedge (5 qty.)<br/>           AW4P: 4 Pos. Recep. Wedge (5 qty.)<br/>           AW6P: 6 Pos. Recep. Wedge (3 qty.)<br/>           AW8P: 8 Pos. Recep. Wedge (1 qty.)<br/>           AW12P: 12 Pos. Recep. Wedge (1 qty.)<br/>           AW2S: 2 Pos. Plug Wedge (5 qty.)<br/>           AW3S: 3 Pos. Plug Wedge (5 qty.)<br/>           AW4S: 4 Pos. Plug Wedge (5 qty.)<br/>           AW6S: 6 Pos. Plug Wedge (3 qty.)<br/>           AW8S: 8 Pos. Plug Wedge (1 qty.)<br/>           AW12S: 12 Pos. Plug Wedge (1 qty.)<br/>           AT62-201-1614: Female Contacts - Machined (50 qty.)<br/>           AT60-202-16141: Male Contacts - Machined (50 qty.)<br/>           ATRT-100: Removal Tool for Contact/Wedges (1 qty.)<br/>           AT-RM100: Repair Manual (1 qty.)<br/>           A114017: Blank Seal 16Awg (10 qty.)</p>   |

# Accessories & Tooling

## Crimp Tools

Amphenol offers two types of contacts for use in our products: Solid and Stamped & Formed. Both types of contacts utilize the simple crimp-style termination, requiring no solder usage. Below are the tools available to assist with your crimping needs to ensure a proper connection between contact and wire.

| Part  | Part Number | Description  |
|---|-------------|--|
|    | CA-5D12     | Universal Hand Crimp Tool, Size 12/16/20<br>*Solid contacts only |
|    | CA-5E12     | Pneumatic Crimp Tool, Size 12/16/20<br>*Solid contacts only      |
|   | MFX-3973    | Crimp Die - Size 12<br>(Stamped & Formed Contacts)               |
|   | MFX-3950    | Crimp Die - Size 16, 18-20AWG<br>(Stamped & Formed Contacts)     |
|   | MFX-3953    | Crimp Die - Size 16, 16-18AWG<br>(Stamped & Formed Contacts)     |
|   | MFX-3975    | Crimp Die - Size 16, 14-16AWG<br>(Stamped & Formed Contacts)     |
|   | MFX-3974    | Crimp Die - Size 20<br>(Stamped & Formed Contacts)               |
|  | ATT-12-00   | Size 12, 12AWG, Stamped & Formed Contact Tool                    |
|   | ATT-16-00   | Size 16, 14-16AWG, Stamped & Formed Contact Tool                 |
|   | ATT-16-01   | Size 16, 18-20AWG, Stamped & Formed Contact Tool                 |
|   | ATT-20-00   | Size 20, 20AWG, Stamped & Formed Contact Tool                    |

## AT Series™ Contact & Wedge Removal Tool

| Part  | Part Number | Description   |
|---|-------------|---|
|  | ATRT-100    | Used for removal of contacts and wedges for AT Series™ products |

**Amphenol Sine Systems**

44724 Morley Drive  
Clinton Township, MI 48036  
United States  
+1 586 465 3131  
websitemanager@sineco.com  
www.sineco.com

**Amphenol Air LB France**

29, voie d'yvois  
Blagny F-08110 France  
+33 3 24 22 78 49  
accueil@amphenol-airlb.fr  
www.amphenol-airlb.fr

**Amphenol Air LB GmbH**

Am Kleinbahnhof 4  
Saarlouis, D-66740 Germany  
+49 6831 981 00  
info@amphenol-airlb.de  
www.amphenol-airlb.de

**Amphenol Alden Products**

117 Noth Main Street  
Brockton, MA 02301 United States  
+1 508 427-7000  
info@aldenproducts.com  
www.Aldenproducts.com

**Amphenol Australia Pty Ltd**

2 Fiveways Blvd.  
Melbourne, Keysborough, Victoria,  
3173 Australia  
+613 8796 8888  
www.amphenol.com.au

**Amphenol DaeShin Elect and Precision Co, Ltd**

558 SongNae-Dong SoSa-Gu  
Bucheon City, Kyunggi-Do,  
420-130 Korea  
+81 32 610 3800  
info@amphenol.co.kr  
www.amphenol.co.kr

**Amphenol Fibersystem**

1300 Central Expressway N.  
Suite 100  
Allen, TX 75013 United States  
+1 214 547-2400  
info@fibersystems.com  
www.fibersystems.com

**Amphenol Mexico Sales Op.**

Prolongacion Reforma 61-6B2  
Mexico City DF 01330, Mexico  
+52 55 5258 99 84  
info@amphenolmexico.com  
www.amphenolmexico.com

**Amphenol Interconnec India**

105 Bhosari Industrial Area  
Pune, 411 026 India  
+91 20 2712 0462  
info@amphenol-in.com  
www.amphenol-in.com

**Amphenol LTW Technology Co.,Ltd**

9F, No. 657-12, Zhongzheng Road  
Xinzhuan Dist, New Taipei City, 242 Taiwan  
+886-2-2908-5626  
info@ltw-tech.com  
www.amphenolltw.com

**Amphenol Limited**

Thanet Way, Whistable  
Kent, CT53JF United Kingdom  
+44 (0) 1227 773 200  
info@amphenol.co.uk  
www.amphenol.co.uk

**Amphenol PCD Shenzhen Co. LTD**

Building 21, 1st Liao Keng Industrial Zone  
Shi yan street, bao an district, Shenzhen  
518108 China  
+86 755 8173 8000  
www.amphenolpcd.com.cn

**Amphenol PCD, Inc.**

72 Cherry Hill Drive  
Beverly, MA 01915 United States  
+1 978 624-3400  
accueil@amphenolpcd.com  
www.amphenolpcd.com

**Amphenol Socapex S.A.S**

948, Promenade de l'Arve, BP29  
Thyez Cedex, 74311 France  
+33 4 5089 2800  
contact@amphenol-socapex.fr  
www.amphenol-socapex.fr

**Amphenol Terrier Technologies Systems**

Unit 14, Northlake Industrial Park  
Malcolm Moodie Crescent  
Jet Park, South Africa  
+27 11 397 6069  
clive@terriertech.co.za  
www.terriertech.co.za

**Amphenol Tuchel Electronics - China**

20 Tianshan Road-Changzhou  
Changzou, Jiangsu, 213022 China  
85 519 511 0301  
www.amphenol.info

**Amphenol Tuchel Electronics GmbH**

August-Haeusser-Strasse 10  
Heilbronn, D-74080 Germany  
+49 (0) 7131 929 0  
info@amphenol.de  
www.amphenol.de

Компания «Океан Электроники» предлагает заключение долгосрочных отношений при поставках импортных электронных компонентов на взаимовыгодных условиях!

Наши преимущества:

- Поставка оригинальных импортных электронных компонентов напрямую с производств Америки, Европы и Азии, а так же с крупнейших складов мира;
- Широкая линейка поставок активных и пассивных импортных электронных компонентов (более 30 млн. наименований);
- Поставка сложных, дефицитных, либо снятых с производства позиций;
- Оперативные сроки поставки под заказ (от 5 рабочих дней);
- Экспресс доставка в любую точку России;
- Помощь Конструкторского Отдела и консультации квалифицированных инженеров;
- Техническая поддержка проекта, помощь в подборе аналогов, поставка прототипов;
- Поставка электронных компонентов под контролем ВП;
- Система менеджмента качества сертифицирована по Международному стандарту ISO 9001;
- При необходимости вся продукция военного и аэрокосмического назначения проходит испытания и сертификацию в лаборатории (по согласованию с заказчиком);
- Поставка специализированных компонентов военного и аэрокосмического уровня качества (Xilinx, Altera, Analog Devices, Intersil, Interpoint, Microsemi, Actel, Aeroflex, Peregrine, VPT, Syfer, Eurofarad, Texas Instruments, MS Kennedy, Miteq, Cobham, E2V, MA-COM, Hittite, Mini-Circuits, General Dynamics и др.);

Компания «Океан Электроники» является официальным дистрибьютором и эксклюзивным представителем в России одного из крупнейших производителей разъемов военного и аэрокосмического назначения «JONHON», а так же официальным дистрибьютором и эксклюзивным представителем в России производителя высокотехнологичных и надежных решений для передачи СВЧ сигналов «FORSTAR».



## JONHON

«JONHON» (основан в 1970 г.)

Разъемы специального, военного и аэрокосмического назначения:

(Применяются в военной, авиационной, аэрокосмической, морской, железнодорожной, горно- и нефтедобывающей отраслях промышленности)

«FORSTAR» (основан в 1998 г.)

ВЧ соединители, коаксиальные кабели,  
кабельные сборки и микроволновые компоненты:

(Применяются в телекоммуникациях гражданского и специального назначения, в средствах связи, РЛС, а так же военной, авиационной и аэрокосмической отраслях промышленности).



Телефон: 8 (812) 309-75-97 (многоканальный)

Факс: 8 (812) 320-03-32

Электронная почта: [ocean@oceanchips.ru](mailto:ocean@oceanchips.ru)

Web: <http://oceanchips.ru/>

Адрес: 198099, г. Санкт-Петербург, ул. Калинина, д. 2, корп. 4, лит. А