


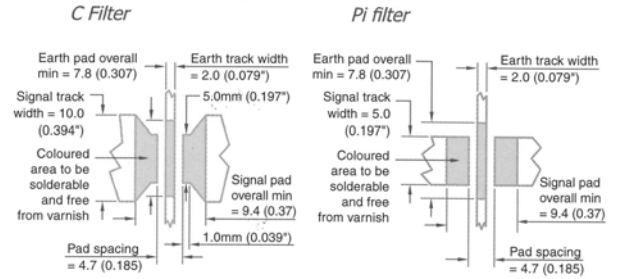
**SBSM**  
10Amp / 20Amp



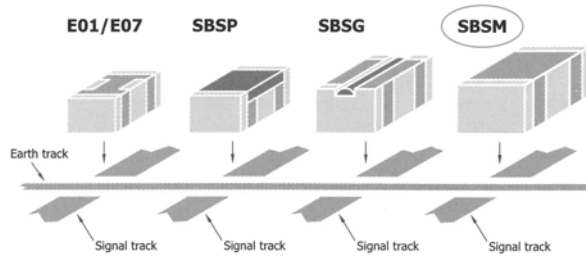
■ Tin plated solderable termination area  
■ Solder joint from filter manufacture

|    | 2220                           |
|----|--------------------------------|
| L1 | 5.7 ± 0.4<br>(0.224 ± 0.015)   |
| L2 | 6.6 ± 0.4<br>(0.260 ± 0.015)   |
| W  | 5.0 ± 0.4<br>(0.197 ± 0.015)   |
| T  | 3.18 ± 0.2<br>(0.125 ± 0.008)  |
| B1 | 2.25 ± 0.4<br>(0.088 ± 0.015)  |
| B2 | 0.30 ± 0.25<br>(0.012 ± 0.010) |

### Recommended pad/track details



| Type          |            | SBSMC                                  | SBSMP       |
|---------------|------------|--|-------------|
| Chip Size     |            | 2220                                   | 2220        |
| Max Current   |            | 20A                                    | 10A         |
| Rated Voltage | Dielectric | Minimum and maximum capacitance values |             |
| 50Vdc         | COG/NPO    | -                                      | -           |
|               | X7R        | 470nF                                  | 470nF       |
| 100Vdc        | COG/NPO    | -                                      | -           |
|               | X7R        | 220nF-330nF                            | 220nF-330nF |
| 200Vdc        | COG/NPO    | -                                      | -           |
|               | X7R        | 100nF-150nF                            | 100nF-150nF |
| 500Vdc        | COG/NPO    | -                                      | -           |
|               | X7R        | 1nF-68nF                               | 1nF-68nF    |

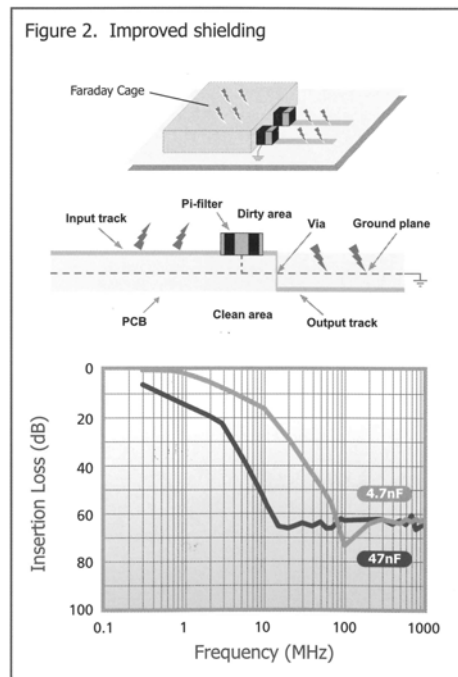
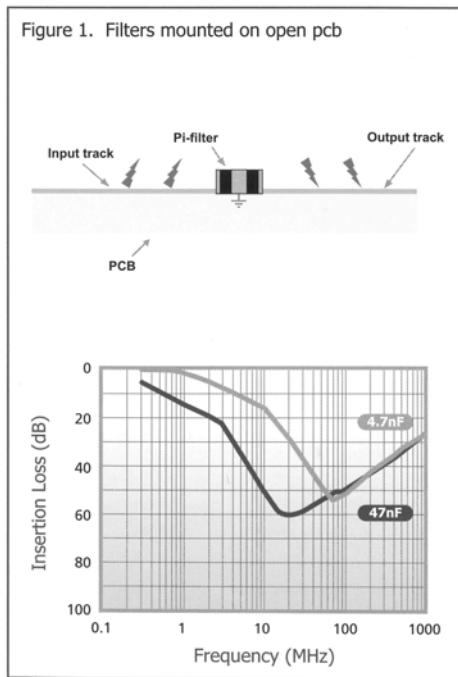


### Effects of mounting method on insertion loss

C and Pi filters are mounted to PCBs and soldered in identical manner to chip capacitors. Solder connections made to each end (signal lines) and each side band (earth track).

Whilst SBSG, SBSM and SBSP filters can be mounted conventionally on PCBs, they are also suitable for mounting in a wall or partition on a board. This greatly improves the screening between filter input and output, thereby enhancing the high frequency response.

The following insertion loss curves (for SBSP, SBSG, SBSM Pi filters), based on actual measurements, show the effect. It can be seen that the filters conventionally mounted (Fig. 1) exhibit a drop in attenuation at higher frequencies. Improved shielding methods (Fig. 2), maintain excellent suppression characteristics to 1GHz and above. See below for application example.



**Insertion loss tables for surface mount EMI filters - C filter**

| Product Code   | Packing  | Capacitance (±20%) | Dielectric | Rated Voltage (dc) | DWV (dc) | Approximate Resonant Frequency (MHz) | Typical No-Load Insertion Loss (dB)* |      |       |        |      |
|----------------|--|--------------------|------------|--------------------|----------|--------------------------------------|--------------------------------------|------|-------|--------|------|
|                |  |                    |            |                    |          |                                      | 0.1MHz                               | 1MHz | 10MHz | 100MHz | 1GHz |
| SBSMC5000102MX | B = Bulk Packed<br>T = Tape-and-Reel (178mm / 7" reels)<br>R = Tape-and-Reel (330mm / 13" reels) | 1.0nF              | X7R        | 500                | 750      | 270                                  | 0                                    | 0    | 5     | 24     | 21   |
| SBSMC5000152MX |  | 1.5nF              | X7R        | 500                | 750      | 265                                  | 0                                    | 0    | 7     | 25     | 21   |
| SBSMC5000222MX |  | 2.2nF              | X7R        | 500                | 750      | 235                                  | 0                                    | 0    | 11    | 31     | 21   |
| SBSMC5000332MX |  | 3.3nF              | X7R        | 500                | 750      | 185                                  | 0                                    | 1    | 15    | 35     | 21   |
| SBSMC5000472MX |  | 4.7nF              | X7R        | 500                | 750      | 154                                  | 0                                    | 2    | 17    | 40     | 21   |
| SBSMC5000682MX |  | 6.8nF              | X7R        | 500                | 750      | 125                                  | 0                                    | 4    | 21    | 44     | 21   |
| SBSMC5000103MX |  | 10nF               | X7R        | 500                | 750      | 100                                  | 0                                    | 5    | 24    | 50     | 21   |
| SBSMC5000153MX |  | 15nF               | X7R        | 500                | 750      | 80                                   | 0                                    | 7    | 27    | 43     | 21   |
| SBSMC5000223MX |  | 22nF               | X7R        | 500                | 750      | 65                                   | 0                                    | 11   | 31    | 43     | 21   |
| SBSMC5000333MX |  | 33nF               | X7R        | 500                | 750      | 54                                   | 1                                    | 15   | 34    | 43     | 21   |
| SBSMC5000473MX |  | 47nF               | X7R        | 500                | 750      | 46                                   | 2                                    | 17   | 37    | 43     | 21   |
| SBSMC5000683MX |  | 68nF               | X7R        | 500                | 750      | 39                                   | 3                                    | 21   | 41    | 43     | 21   |
| SBSMC2000104MX |  | 100nF              | X7R        | 200                | 500      | 33                                   | 5                                    | 24   | 44    | 43     | 21   |
| SBSMC2000154MX |  | 150nF              | X7R        | 200                | 500      | 26                                   | 7                                    | 26   | 47    | 43     | 21   |
| SBSMC1000224MX |  | 220nF              | X7R        | 100                | 250      | 21                                   | 11                                   | 31   | 52    | 43     | 21   |
| SBSMC1000334MX |  | 330nF              | X7R        | 100                | 250      | 20                                   | 14                                   | 33   | 54    | 43     | 21   |
| SBSMC0500474MX |  | 470nF              | X7R        | 50                 | 125      | 19                                   | 17                                   | 36   | 54    | 43     | 21   |

\* - Insertion Loss performance quoted is measured on an open board mounted on a brass backplane in a 50Ω system. Performance curves can be supplied on request. Performance in circuit is liable to be different and is affected by board material, track layout, grounding efficiency and circuit impedances. Shielding can be used to improve high frequency performance.

**Insertion loss tables for surface mount EMI filters - P filter**

| Product Code   | Packing  | Capacitance (±20%) | Dielectric | Rated Voltage (dc) | DWV (dc) | Approximate Resonant Frequency (MHz) | Typical No-Load Insertion Loss (dB)* |      |       |        |      |
|----------------|--|--------------------|------------|--------------------|----------|--------------------------------------|--------------------------------------|------|-------|--------|------|
|                |  |                    |            |                    |          |                                      | 0.1MHz                               | 1MHz | 10MHz | 100MHz | 1GHz |
| SBSMP5000102MX | B = Bulk Packed<br>T = Tape-and-Reel (178mm / 7" reels)<br>R = Tape-and-Reel (330mm / 13" reels) | 1.0nF              | X7R        | 500                | 750      | 150                                  | 0                                    | 0    | 5     | 34     | 21   |
| SBSMP5000152MX |  | 1.5nF              | X7R        | 500                | 750      | 130                                  | 0                                    | 0    | 7     | 39     | 21   |
| SBSMP5000222MX |  | 2.2nF              | X7R        | 500                | 750      | 100                                  | 0                                    | 0    | 11    | 38     | 21   |
| SBSMP5000332MX |  | 3.3nF              | X7R        | 500                | 750      | 80                                   | 0                                    | 1    | 12    | 44     | 21   |
| SBSMP5000472MX |  | 4.7nF              | X7R        | 500                | 750      | 63                                   | 0                                    | 2    | 15    | 44     | 21   |
| SBSMP5000682MX |  | 6.8nF              | X7R        | 500                | 750      | 55                                   | 0                                    | 3    | 18    | 44     | 21   |
| SBSMP5000103MX |  | 10nF               | X7R        | 500                | 750      | 43                                   | 0                                    | 5    | 24    | 44     | 21   |
| SBSMP5000153MX |  | 15nF               | X7R        | 500                | 750      | 35                                   | 0                                    | 8    | 28    | 44     | 21   |
| SBSMP5000223MX |  | 22nF               | X7R        | 500                | 750      | 30                                   | 0                                    | 10   | 35    | 44     | 21   |
| SBSMP5000333MX |  | 33nF               | X7R        | 500                | 750      | 23                                   | 1                                    | 12   | 48    | 44     | 21   |
| SBSMP5000473MX |  | 47nF               | X7R        | 500                | 750      | 19                                   | 2                                    | 16   | 50    | 44     | 21   |
| SBSMP5000683MX |  | 68nF               | X7R        | 500                | 750      | 15                                   | 3                                    | 19   | 55    | 44     | 21   |
| SBSMP2000104MX |  | 100nF              | X7R        | 200                | 500      | 12                                   | 5                                    | 21   | 58    | 44     | 21   |
| SBSMP2000154MX |  | 150nF              | X7R        | 200                | 500      | 10                                   | 8                                    | 23   | 62    | 44     | 21   |
| SBSMP1000224MX |  | 220nF              | X7R        | 100                | 250      | 8                                    | 11                                   | 25   | 63    | 44     | 21   |
| SBSMP1000334MX |  | 330nF              | X7R        | 100                | 250      | 6                                    | 14                                   | 22   | 62    | 44     | 21   |
| SBSMP0500474MX |  | 470nF              | X7R        | 50                 | 125      | 5                                    | 16                                   | 20   | 64    | 44     | 21   |

\* - Insertion Loss performance quoted is measured on an open board mounted on a brass backplane in a 50Ω system. Performance curves can be supplied on request. Performance in circuit is liable to be different and is affected by board material, track layout, grounding efficiency and circuit impedances. Shielding can be used to improve high frequency performance.

## Ordering Information

| SBS                        | M        | P                               | 050   | 0474  | M         | X          | T   |
|----------------------------|----------|---------------------------------|---|---|-----------|------------|---|
| Type                       | Size     | Configuration                   | Rated Voltage   | Capacitance in Pico farads (pF)   | Tolerance | Dielectric | Packaging   |
| Surface mount board filter | M = 2220 | C = C section<br>P = Pi Section | 050 = 50Vdc<br>100 = 100Vdc<br>200 = 200Vdc<br>500 = 500Vdc | First digit is 0.<br>Second and third digits are significant figures of capacitance code. The fourth digit is number of zeros following.<br>Example:<br><b>0471</b> = 470nF | M = ±20%  | X = X7R    | T=178mm (7") reel<br>R=330mm (13") reel<br>B = Bulk |

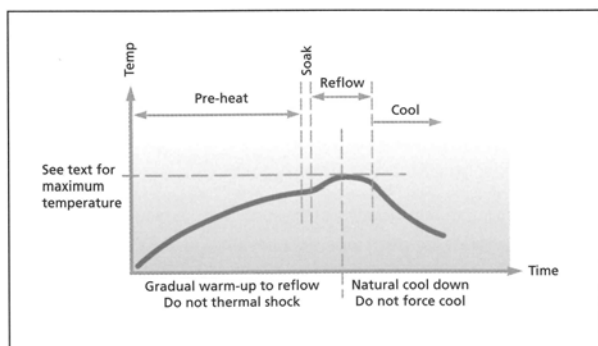
## Reeled Quantities

|                 |      |                  |      |
|-----------------|------|------------------|------|
| 178mm (7") reel | 2220 | 330mm (13") reel | 2220 |
|                 | 500  |                  | 2000 |

## Surface mount and panel mount solder-in filters

Solder pad layouts are included with the detailed information for each part.

### Recommended soldering profile



### Soldering of filters

The soldering process should be controlled such that the filter does not experience any thermal shocks which may induce thermal cracks in the ceramic dielectric.

The pre-heat temperature rise of the filter should be kept to around 2°C per second. In practice successful temperature rises tend to be in the region of 1.5°C to 4°C per second dependent upon substrate and components.

The introduction of a soak after pre-heat can be useful as it allows temperature uniformity to be established across the substrate thus preventing substrate warping. The magnitude or direction of any warping may change on cooling imposing damaging stresses upon the filter.

E01, E03, E07 SBSP ranges are compatible with all standard solder types including lead-free, maximum temperature

260°C. For SBSG, SBSM and SFSS ranges, solder time should be minimised, and the temperature controlled to a maximum of 220°C. For SFSR, SFST and SFSU ranges the maximum temperature is 250°C.

Cooling to ambient temperature should be allowed to occur naturally. Natural cooling allows a gradual relaxation of thermal mismatch stresses in the solder joints. Draughts should be avoided. Forced air cooling can induce thermal breakage, and cleaning with cold fluids immediately after a soldering process may result in cracked filters.

Note: The use of FlexiCap™ terminations is strongly recommended to reduce the risk of mechanical cracking.

### Soldering to axial wire leads

#### Soldering temperature

The tip temperature of the iron should not exceed 300°C.

#### Dwell time

Dwell time should be 3-5 seconds maximum to minimise the risk of cracking the capacitor due to thermal shock.

#### Heat sink

Where possible, a heat sink should be used between the solder joint and the body, especially if longer dwell times are required.

### Bending or cropping of wire leads

Bending or cropping of the filter terminations should not be carried out within 4mm (0.157") of the epoxy encapsulation, the wire should be supported when cropping.

**A more comprehensive application note covering installation of all Syfer products is available on the Syfer website.**

Компания «Океан Электроники» предлагает заключение долгосрочных отношений при поставках импортных электронных компонентов на взаимовыгодных условиях!

Наши преимущества:

- Поставка оригинальных импортных электронных компонентов напрямую с производств Америки, Европы и Азии, а так же с крупнейших складов мира;
- Широкая линейка поставок активных и пассивных импортных электронных компонентов (более 30 млн. наименований);
- Поставка сложных, дефицитных, либо снятых с производства позиций;
- Оперативные сроки поставки под заказ (от 5 рабочих дней);
- Экспресс доставка в любую точку России;
- Помощь Конструкторского Отдела и консультации квалифицированных инженеров;
- Техническая поддержка проекта, помощь в подборе аналогов, поставка прототипов;
- Поставка электронных компонентов под контролем ВП;
- Система менеджмента качества сертифицирована по Международному стандарту ISO 9001;
- При необходимости вся продукция военного и аэрокосмического назначения проходит испытания и сертификацию в лаборатории (по согласованию с заказчиком);
- Поставка специализированных компонентов военного и аэрокосмического уровня качества (Xilinx, Altera, Analog Devices, Intersil, Interpoint, Microsemi, Actel, Aeroflex, Peregrine, VPT, Syfer, Eurofarad, Texas Instruments, MS Kennedy, Miteq, Cobham, E2V, MA-COM, Hittite, Mini-Circuits, General Dynamics и др.);

Компания «Океан Электроники» является официальным дистрибьютором и эксклюзивным представителем в России одного из крупнейших производителей разъемов военного и аэрокосмического назначения «JONHON», а так же официальным дистрибьютором и эксклюзивным представителем в России производителя высокотехнологичных и надежных решений для передачи СВЧ сигналов «FORSTAR».



## JONHON

«JONHON» (основан в 1970 г.)

Разъемы специального, военного и аэрокосмического назначения:

(Применяются в военной, авиационной, аэрокосмической, морской, железнодорожной, горно- и нефтедобывающей отраслях промышленности)

«FORSTAR» (основан в 1998 г.)

ВЧ соединители, коаксиальные кабели,  
кабельные сборки и микроволновые компоненты:

(Применяются в телекоммуникациях гражданского и специального назначения, в средствах связи, РЛС, а так же военной, авиационной и аэрокосмической отраслях промышленности).



Телефон: 8 (812) 309-75-97 (многоканальный)

Факс: 8 (812) 320-03-32

Электронная почта: [ocean@oceanchips.ru](mailto:ocean@oceanchips.ru)

Web: <http://oceanchips.ru/>

Адрес: 198099, г. Санкт-Петербург, ул. Калинина, д. 2, корп. 4, лит. А