



MBC550 Series


Open Frame Power Supplies

Medical

The MBC550 Series of open frame medical power supplies feature a wide universal AC input range of 90 – 264 VAC, offering up to 550 W of output power with forced air cooling, or 250 W with conduction cooling in a compact footprint, with a variety of isolated single output voltages.

The MBC series is designed and approved to the latest Medical standards (EN/IEC 60601-1), providing 2 x MOPP (Means of Patient Protection) isolation for Class I & Class II applications.

The MBC550 range is ideally suited to a wide variety of medical applications, and also where airflow is limited or not available.



Key Features & Benefits

- 5 x 3 x 1.5 Inch Form Factor
- Up to 550 Watts with Forced Air Cooling
- Efficiencies up to 92%
- -40 to 70°C Operating Temperature
- 12 V / 0.5 A Fan Output, Thermal Shut-Down Feature
- Approved to EN/IEC 60601-1
- Medical (BF) Safety Approvals
- MTBF >3 million hours as per Telcordia SR-332, Issue 3
- RoHS Compliant
- CE Marked

Applications

- Diagnostic
- Drug Pump
- Dialysis
- Home Health Care
- Monitoring
- Portable Equipment



bel POWER SOLUTIONS & PROTECTION

a bel group

belfuse.com/power-solutions

1. MODEL SELECTION

MODEL NUMBER	VOLTAGE	MAX. LOAD (CONVECTION)	MAX. LOAD ¹ (CONDUCTION)	MAX. LOAD (400 LFM)	MIN. LOAD	RIPPLE & NOISE ²
MBC550-1T12	12 V	9.17 A	16.67 A	41.67 A	0.0 A	2%
MBC550-1T15	15 V	7.33 A	13.33 A	33.33 A	0.0 A	2%
MBC550-1T24	24 V	6.25 A	10.42 A	22.92 A	0.0 A	1%
MBC550-1T30	30 V	5.00 A	8.33 A	18.33 A	0.0 A	1%
MBC550-1T48	48 V	3.13 A	5.21 A	11.46 A	0.0 A	1%
MBC550-1T58	58 V	2.59 A	4.31 A	9.48 A	0.0 A	1%

2. INPUT SPECIFICATIONS

Specifications are for nominal input voltage, 25°C unless otherwise stated.

PARAMETER	DESCRIPTION / CONDITION	SPECIFICATION
Input Voltage	Universal (Derate from 100% at 115 VAC to 78% at 90 VAC)	90-264 VAC / 390 VDC
Input Frequency		47-63 Hz
Input Current	115 VAC: 230 VAC:	6 A max. 3 A max.
No Load Power	115 VAC: 230 VAC:	< 0.5 W < 0.7 W
Inrush Current	115 VAC: 230 VAC: 264 VAC:	25 A 45 A 75 A
Leakage Current	115 VAC: 230 VAC: Touch current	< 200 µA < 400 µA < 100 µA
Power Factor	@ Full Load	> 0.95
Switching Frequency	PFC Resonant	70 to 130 KHz 68 to 80 KHz

3. OUTPUT SPECIFICATIONS

PARAMETER	DESCRIPTION / CONDITION	SPECIFICATION
Output Power ³	Forced air cooled: Conduction cooled: Convection cooled:	up to 550 W up to 250 W up to 150 W
Efficiency (typical @ 230 VAC full load)	48 V: 24 V: 12 V, 15 V: Full Load	92% 91% 90% > 16 ms
Hold-up Time (typical)	Convection Load Conduction Load	> 55 ms > 30ms
Line Regulation		+/-0.5%
Load Regulation		+/-1%
Transient Response	50-100% step load change, at 0.1A/ µs slew rate, 50% duty cycle, 50 Hz = 5%	recovery time < 5 ms

¹ Refer Recommended Conduction Plate & Clearance on Page 8.

² Ripple is peak to peak with 20 MHz bandwidth and 10 µF (Tantalum capacitor) in parallel with a 0.1 µF capacitor at rated line voltage and load ranges. Output ripple can be more than 10% of the output voltage.

³ Combined output power of main output, fan supply shall not exceed max. Power rating.

Voltage Adjustment		+/-3%
Rise Time	Typical	55 ms
Set Point Tolerance ⁴		+/-1%
Over Current Protection	Hiccup mode / Auto recovery	> 110%
Over Voltage Protection	Hiccup mode / Auto recovery	110 to 140%
Short Circuit Protection	Hiccup mode / Auto recovery	

4. ENVIRONMENTAL SPECIFICATIONS

PARAMETER	DESCRIPTION / CONDITION	SPECIFICATION
Operating Temperature ⁵	Startup guaranteed with spec. deviation	-40 to +70°C -40 to 0°C
Storage Temperature		-40 to +85°C
Relative Humidity	Non-condensing	5% to 95%
Altitude	Operating: Non-operating:	16,000 ft. 40,000 ft.

5. EMC SPECIFICATIONS

PARAMETER	DESCRIPTION / CONDITION	SPECIFICATION
Conducted Emissions	EN 55011-B, CISPR22-B, FCC PART15-B	Pass
Radiated Emissions	EN 55011 A; with external core (King core K5B RC 25x12x15-M in input cable)	Pass Level B
Input Current Harmonics	EN 61000-3-2	Class D
Voltage Fluctuation and Flicker	EN 61000-3-3	Pass
ESD Immunity	EN 61000-4-2	Level 4, Criterion A
Radiated Field Immunity	EN 61000-4-3	Level 3, Criterion A
Electrical Fast Transient Immunity	EN 61000-4-4	Level 3, Criterion A
Surge Immunity	EN 61000-4-5	Level 3, Criterion A
Conducted Immunity	EN 61000-4-6	Level 3, Criterion A
Magnetic Field Immunity	EN 61000-4-8	Level 4, Criterion A
Voltage Dips, Interruptions	EN 61000-4-11	Criterion B

6. SAFETY SPECIFICATIONS

PARAMETER	DESCRIPTION / CONDITION	SPECIFICATION
Isolation Voltage	Input to Output: (for medical applications) Input to GND: Output to GND: for type BF for type B	4000 VAC 1500 VAC 1500 VAC 500 VAC
Safety Standard(s)	Approved to the latest edition of the following standards: CSA/UL60601-1, EN60601-1, IEC60601-1, ANSI / AAMI ES 60601-1.	
Agency Approvals	Nemko, UL, C-UL	
CE mark	Complies with LVD Directive	

⁴ Fan supply output voltage tolerance incl. set point accuracy, line and load regulation is +/-10% and Ripple and noise is less than 10%.

⁵ Thermal shutdown feature: The power supply goes in hiccup mode when the temperature of Substrate PCB exceeds 110 °C (+/-10 °C).

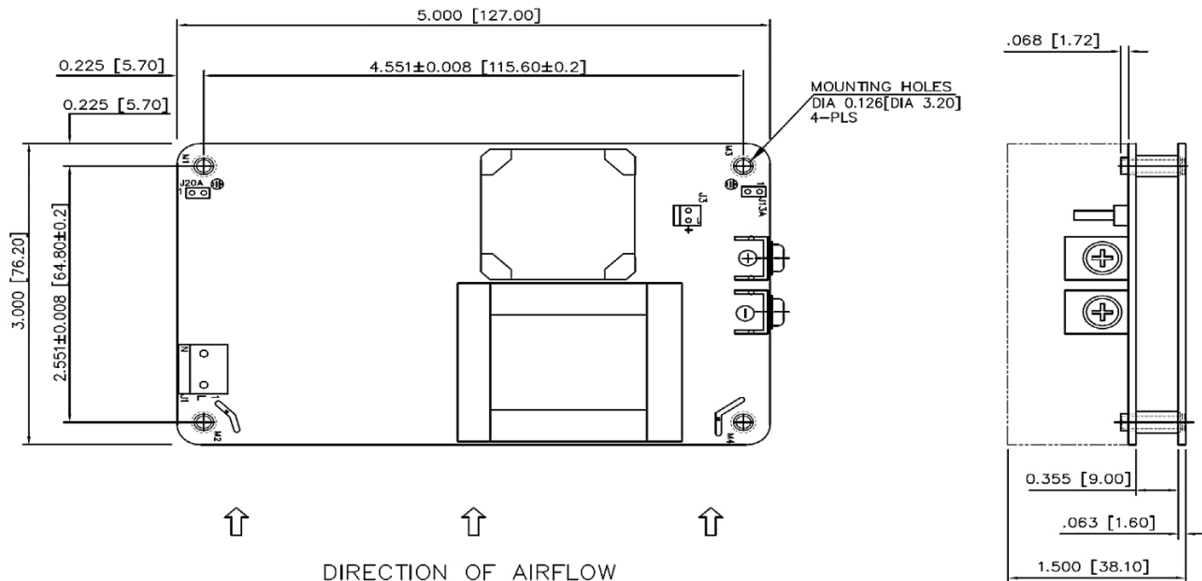
7. CONNECTOR & PIN DESCRIPTION

CONNECTOR	PIN	DESCRIPTION / CONDITION	MANUFACTURER / PN
AC Input Connector	J1	Pin 1 Pin 2 Pin 3	AC Line Not Fitted AC Neutral
DC Output Connector (Screw Terminal)	J2	Pin 1 Pin 2	V1 +VE V1 -VE
Aux (Fan) Output	J3	Pin 1 Pin 2	FAN +VE FAN -VE
Earth	J4		

JST : B3P-VH-B(LF)(SN) or equivalent
 Mating: VHR-3M or equivalent Pins : SVH-41T-P1.1 or equivalent
 6-32 inches Screw Pan HD
 Mating: Designed to accept Ring Tongue Terminal AMP: 8-31886-1, wherein one 16 AWG (max) wire can be crimped.
 Note: One Ring Tongue Terminal with 16 AWG is recommended for current up to 11A only.
 Use multiple tongue terminals with wire for more current.
 AMP: 640456-2
 Mating: 640440-2
 Molex: 19705-4301
 Mating: 19003-0001

8. MECHANICAL SPECIFICATIONS

PARAMETER	DESCRIPTION / CONDITION
Weight	approx. 500 g
Dimensions	127 x 76.2 x 38.1 mm (5 x 3 x 1.5 inches)

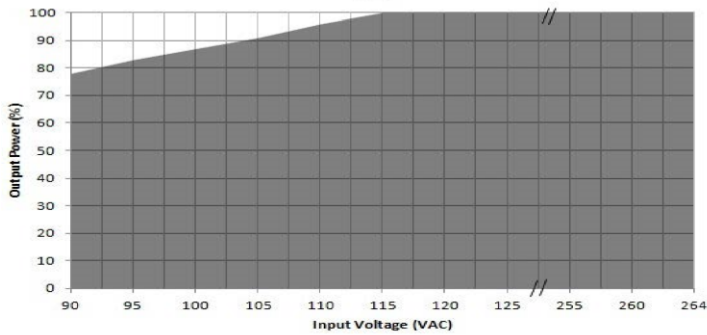


MECHANICAL OUTLINE DIMENSIONS
 ALL DIMENSIONS ARE IN INCHES[MM]
 GEN TOLERANCE : +/-0.04[1.0MM]

Mechanical Drawing

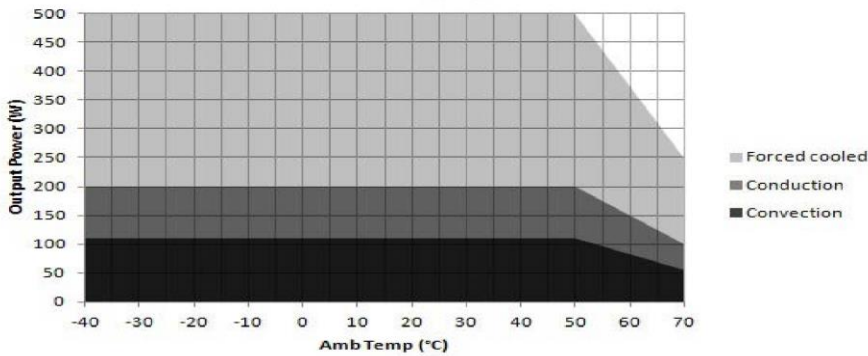
DERATING CURVES

Power De-rating : w.r.t. Input
For all mounting options a to f



De-rate linearly from 100% at 110 VAC to 78% at 90 VAC

Power De-rating : 12V, 15V
For all mounting options a to f

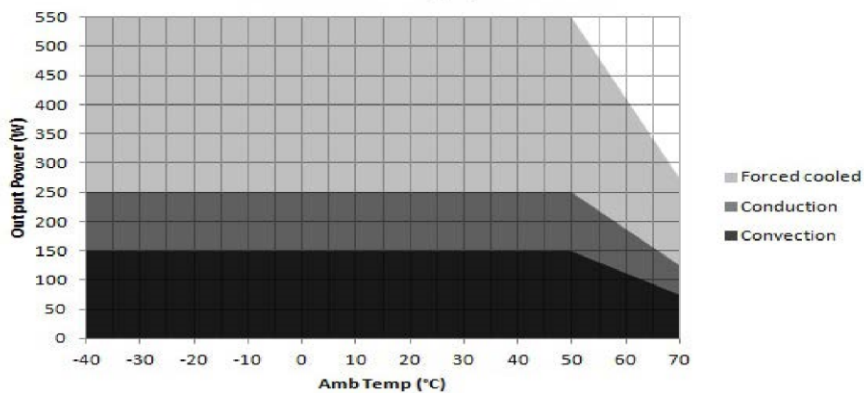


Convection load: 110 W up to 50 °C
De-rate above 50 °C @ 2.5% per °C

Conduction load: 200 W up to 50 °C
De-rate above 50 °C @ 2.5% per °C

Forced air cooled load:
500 W up to 50°C
De-rate above 50 °C @ 2.5% per °C

Power De-rating : 24V, 30V, 48V, 58V
For all mounting options a to f



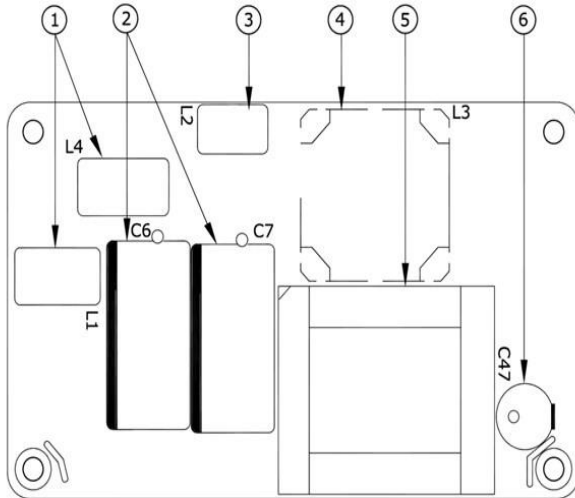
Convection load: 150 W up to 50 °C
De-rate above 50 °C @ 2.5% per °C

Conduction load: 250 W up to 50 °C
De-rate above 50 °C @ 2.5% per °C

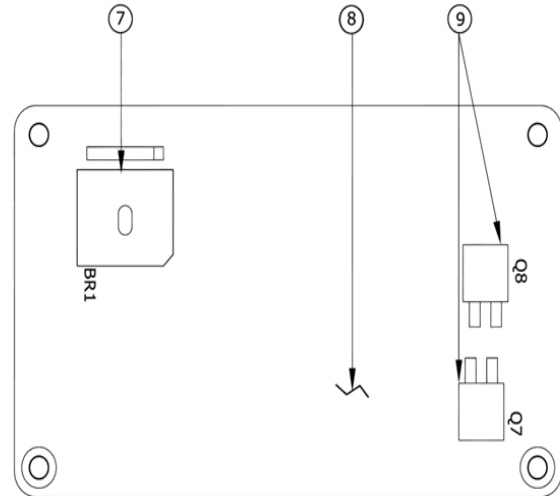
Forced air cooled load:
550 W up to 50°C
De-rate above 50 °C @ 2.5% per °C

MAXIMUM OPERATING TEMPERATURE

For reliable and safe operation, please make sure the maximum component temperatures given in table below is not exceeded.



TOP PCB



BOTTOM PCB

INDENT NO	DESCRIPTION	MAXIMUM TEMP. ALLOWED (°C)
1	Common mode chokes	95
2	Input Bulk Capacitors	90
3	Differential choke	110
4	Boost Choke	110
5	Output Transformer	125 (for 12 V & 15 V) 110 (for 24 V, 30 V, 48 V, 58 V)
6	Output Capacitor	90
7	Bridge Rectifier	120
8	Aluminum Clad PCB	105
9	Output Rectifiers	110

MOUNTING OPTIONS

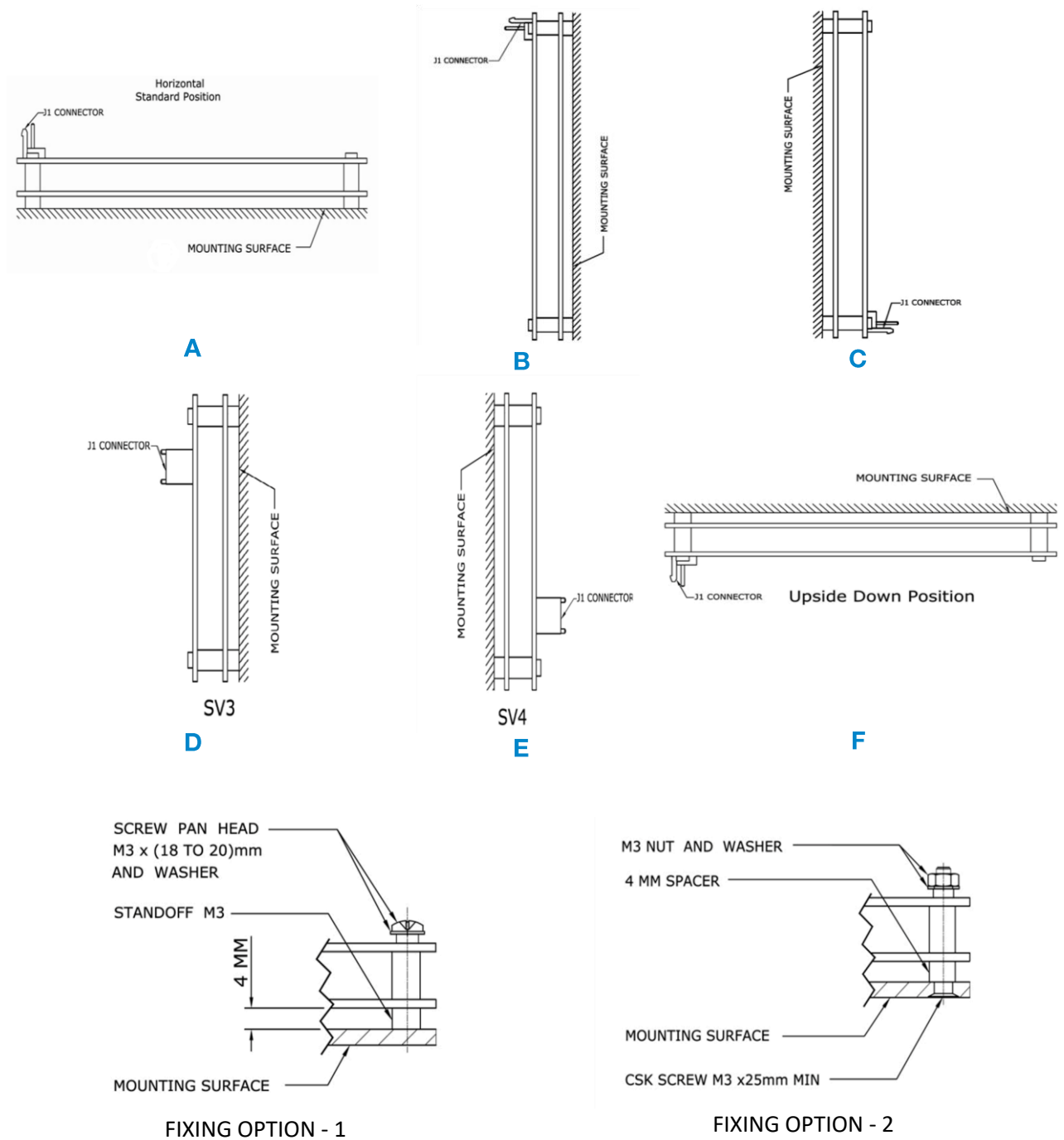
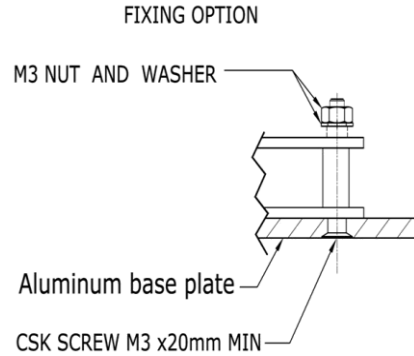
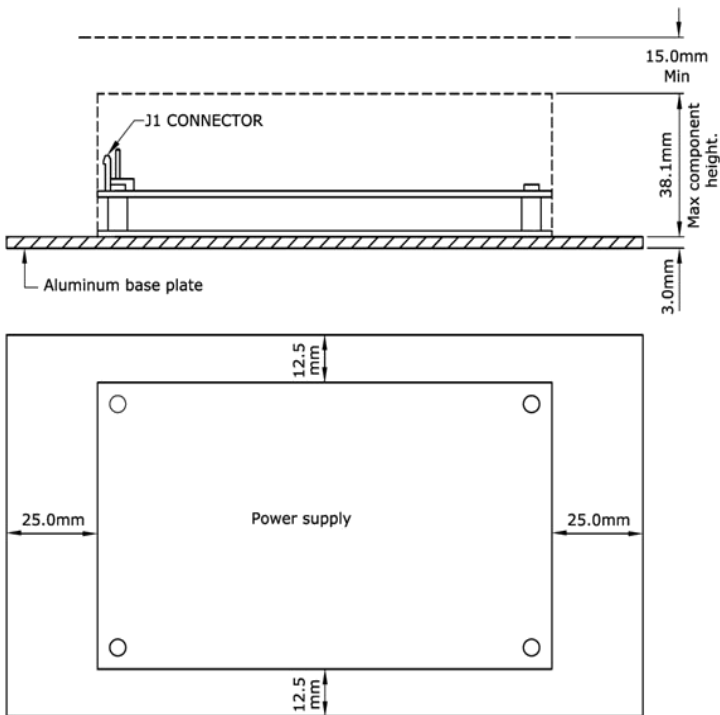


Figure 2. Mounting Options

RECOMMENDED CONDUCTION PLATE & CLEARANCE

Conduction power rating mentioned in the table is with additional aluminum base plate of 3 mm thickness with 177.8 mm (7 in) length & 101.6 mm (4 in) width.

Clearance of minimum 15 mm above the component height is recommended for better thermal management.



For more information on these products consult: tech.support@psbel.com

NUCLEAR AND MEDICAL APPLICATIONS - Products are not designed or intended for use as critical components in life support systems, equipment used in hazardous environments, or nuclear control systems.

TECHNICAL REVISIONS - The appearance of products, including safety agency certifications pictured on labels, may change depending on the date manufactured. Specifications are subject to change without notice.

Компания «Океан Электроники» предлагает заключение долгосрочных отношений при поставках импортных электронных компонентов на взаимовыгодных условиях!

Наши преимущества:

- Поставка оригинальных импортных электронных компонентов напрямую с производств Америки, Европы и Азии, а так же с крупнейших складов мира;
- Широкая линейка поставок активных и пассивных импортных электронных компонентов (более 30 млн. наименований);
- Поставка сложных, дефицитных, либо снятых с производства позиций;
- Оперативные сроки поставки под заказ (от 5 рабочих дней);
- Экспресс доставка в любую точку России;
- Помощь Конструкторского Отдела и консультации квалифицированных инженеров;
- Техническая поддержка проекта, помощь в подборе аналогов, поставка прототипов;
- Поставка электронных компонентов под контролем ВП;
- Система менеджмента качества сертифицирована по Международному стандарту ISO 9001;
- При необходимости вся продукция военного и аэрокосмического назначения проходит испытания и сертификацию в лаборатории (по согласованию с заказчиком);
- Поставка специализированных компонентов военного и аэрокосмического уровня качества (Xilinx, Altera, Analog Devices, Intersil, Interpoint, Microsemi, Actel, Aeroflex, Peregrine, VPT, Syfer, Eurofarad, Texas Instruments, MS Kennedy, Miteq, Cobham, E2V, MA-COM, Hittite, Mini-Circuits, General Dynamics и др.);

Компания «Океан Электроники» является официальным дистрибьютором и эксклюзивным представителем в России одного из крупнейших производителей разъемов военного и аэрокосмического назначения «JONHON», а так же официальным дистрибьютором и эксклюзивным представителем в России производителя высокотехнологичных и надежных решений для передачи СВЧ сигналов «FORSTAR».



JONHON

«JONHON» (основан в 1970 г.)

Разъемы специального, военного и аэрокосмического назначения:

(Применяются в военной, авиационной, аэрокосмической, морской, железнодорожной, горно- и нефтедобывающей отраслях промышленности)

«FORSTAR» (основан в 1998 г.)

ВЧ соединители, коаксиальные кабели,
кабельные сборки и микроволновые компоненты:

(Применяются в телекоммуникациях гражданского и специального назначения, в средствах связи, РЛС, а так же военной, авиационной и аэрокосмической отраслях промышленности).



Телефон: 8 (812) 309-75-97 (многоканальный)

Факс: 8 (812) 320-03-32

Электронная почта: ocean@oceanchips.ru

Web: <http://oceanchips.ru/>

Адрес: 198099, г. Санкт-Петербург, ул. Калинина, д. 2, корп. 4, лит. А