

DC/DC converters - QUINT-PS/24DC/24DC/20 - 2320102

Please be informed that the data shown in this PDF Document is generated from our Online Catalog. Please find the complete data in the user's documentation. Our General Terms of Use for Downloads are valid (<http://download.phoenixcontact.com>)



Primär getakteter QUINT DC/DC-Wandler zur Tragschienenmontage, Eingang: 24 V DC, Ausgang: 24 V DC / 20 A, mit integrierter SFB Technology (Selective Fuse Breaking Technology), inkl. montiertem Universaltragschienenadapter UTA 107

Product description

The QUINT 24 V/20 A DC/DC converter converts a DC voltage of 18 V ... 32 V to an adjustable, regulated, and electrically isolated 24 V output voltage. If no regulated and stable 24 V DC voltage is available to supply a load, the DC/DC converter ensures the adjustment of the 24 V load: from an unregulated DC voltage, an adjustable output voltage of 18 V ... 29.5 V is generated.

Product Features

- ✓ Reliable starting of difficult loads, thanks to the static POWER BOOST power reserve with up to 125% nominal current permanently
- ✓ Preventive function monitoring indicates critical operating states before errors occur
- ✓ Support conversion to various voltage levels
- ✓ Constant voltage: output voltage regenerated even at the end of long cables
- ✓ Electrical isolation: for setting up independent supply systems



Key commercial data

Packing unit	1 PCE
GTIN	 4 046356 481892
Custom tariff number	85044082
Country of origin	CHINA

Technical data

Input data

Nominal input voltage	24 V DC
Nominal input voltage range	18 V DC ... 32 V DC
Nominal input voltage range	14 V DC ... 18 V DC (Consider derating during operation)
Input voltage range DC	<p></p>

DC/DC converters - QUINT-PS/24DC/24DC/20 - 2320102

Technical data

Input data

Input voltage range DC	<p></p>
Current consumption	28 A (24 V, I _{BOOST})
Inrush surge current	< 26 A (typical)
Power failure bypass	> 10 ms (24 V DC)
Choice of suitable fuses	40 A ... 50 A (Characteristics B, C, D, K)
Type of protection	Transient surge protection
Protective circuit/component	Varistor

Output data

Nominal output voltage	24 V DC ±1%
Setting range of the output voltage	18 V DC ... 29.5 V DC (> 24 V constant capacity)
Output current	20 A (-25 °C ... 60 °C)
Output current	25 A (with POWER BOOST, -25°C ... 40°C permanently, U _{OUT} = 24 V DC)
Output current	120 A (SFB technology, 12 ms)
Magnetic fuse tripping	B2
Magnetic fuse tripping	B4
Magnetic fuse tripping	B6
Magnetic fuse tripping	B10
Magnetic fuse tripping	B16
Magnetic fuse tripping	C2
Magnetic fuse tripping	C4
Magnetic fuse tripping	C6
Derating	60 °C ... 70 °C (2.5%/K)
Connection in parallel	Yes, for redundancy and increased capacity
Connection in series	Yes
Max. capacitive load	Unlimited
Current limitation	Approximately 29 A
Control deviation	< 1 % (change in load, static 10% ... 90%)
Control deviation	< 2 % (change in load, dynamic 10% ... 90%)
Control deviation	< 0.1 % (change in input voltage ±10%)
Residual ripple	< 20 mV _{PP}
Peak switching voltages nominal load	< 10 mV _{PP} (20 MHz)
Maximum power dissipation NO-Load	2.2 W
Power loss nominal load max.	39 W

General data

Width	82 mm
Height	130 mm

DC/DC converters - QUINT-PS/24DC/24DC/20 - 2320102

Technical data

General data

Depth	125 mm
Width with alternative assembly	122 mm
Height with alternative assembly	130 mm
Depth with alternative assembly	85 mm
Net weight	1.7 kg
Efficiency	> 93 %
Insulation voltage input/output	1.5 kV (type test)
Insulation voltage input/output	1 kV (routine test)
Degree of protection	IP20
Protection class	III
MTBF (IEC 61709, SN 29500)	> 554000 h (According to EN 29500)
Ambient temperature (operation)	-25 °C ... 70 °C (> 60 °C derating)
Ambient temperature (storage/transport)	-40 °C ... 85 °C
Max. permissible relative humidity (operation)	≤ 95 % (at 25 °C, no condensation)
Mounting position	horizontal DIN rail NS 35, EN 60715
Assembly instructions	Alignable: 5 mm horizontally, 15 mm next to active components, 50 mm vertically
Electromagnetic compatibility	Conformance with EMC Directive 2004/108/EC
Noise immunity	EN 61000-6-2:2005
Standard – Electrical equipment of machines	EN 60204
Standard - Electrical safety	EN 60950-1/VDE 0805 (SELV)
Shipbuilding approval	Germanischer Lloyd (EMC 1)
Standard – Electronic equipment for use in electrical power installations and their assembly into electrical power installations	EN 50178/VDE 0160 (PELV)
Standard – Safety extra-low voltage	EN 60950-1 (SELV)
Standard – Safety extra-low voltage	EN 60204 (PELV)
Standard - Safe isolation	DIN VDE 0100-410
UL approvals	UL/C-UL listed UL 508
UL approvals	UL/C-UL Recognized UL 60950
UL approvals	UL ANSI/ISA-12.12.01 Class I, Division 2, Groups A, B, C, D (Hazardous Location)

Connection data, input

Connection method	Screw connection
Conductor cross section solid min.	0.5 mm ²
Conductor cross section solid max.	16 mm ²
Conductor cross section stranded min.	0.5 mm ²
Conductor cross section stranded max.	16 mm ²
Conductor cross section AWG/kcmil min.	8

DC/DC converters - QUINT-PS/24DC/24DC/20 - 2320102

Technical data

Connection data, input

Conductor cross section AWG/kcmil max	6
Stripping length	10 mm
Screw thread	M3

Connection data, output

Connection method	Screw connection
Conductor cross section solid min.	0.2 mm ²
Conductor cross section solid max.	6 mm ²
Conductor cross section stranded min.	0.2 mm ²
Conductor cross section stranded max.	4 mm ²
Conductor cross section AWG/kcmil min.	12
Conductor cross section AWG/kcmil max	10
Stripping length	8 mm

Signaling

Output name	DC OK active
Output description	$U_{OUT} > 0.9 \times U_N$: High signal
Maximum inrush current	< 20 mA (short-circuit resistant)
Status display	"DC OK" LED green
Note on status display	$U_{OUT} < 0.9 \times U_N$: LED flashing
Conductor cross section solid min.	0.2 mm ²
Conductor cross section solid max.	2.5 mm ²
Conductor cross section stranded min.	0.2 mm ²
Conductor cross section stranded max.	2.5 mm ²
Conductor cross section AWG/kcmil min.	24
Conductor cross section AWG/kcmil max	12
Tightening torque, min	0.5 Nm
Tightening torque max	0.6 Nm
Screw thread	M3
Output name	POWER BOOST, active
Output description	$I_{OUT} < I_N$: High signal
Maximum inrush current	< 20 mA (short-circuit resistant)
Status display	"BOOST" LED yellow/ $I_{OUT} > I_N$: LED on
Output name	U_{IN} OK, active
Output description	$U_{IN} > 19.2$ V: High signal
Maximum inrush current	≤ 20 mA (short-circuit resistant)
Status display	LED " $U_{IN} < 19.2$ V" yellow/ $U_{IN} < 19.2$ V DC: LED on
Output name	DC OK floating

DC/DC converters - QUINT-PS/24DC/24DC/20 - 2320102

Technical data

Signaling

Output description	Relay
Output voltage	≤ 30 V AC/DC
Maximum inrush current	≤ 100 mA
Note on status display	$U_{OUT} > 0.9 \times U_N$: Contact closed

Classifications

ETIM

ETIM 4.0	EC002542
ETIM 5.0	EC002046

UNSPSC

UNSPSC 11	39121004
UNSPSC 12.01	39121004
UNSPSC 13.2	39121004
UNSPSC 6.01	30211502
UNSPSC 7.0901	39121004

eCl@ss

eCl@ss 4.0	27250311
eCl@ss 4.1	27250311
eCl@ss 5.0	27242213
eCl@ss 5.1	27210901
eCl@ss 6.0	27210901
eCl@ss 7.0	27210901
eCl@ss 8.0	27210901

Approvals

Approvals

Approvals

UL Recognized / cUL Recognized / IECCE CB Scheme / UL Listed / cUL Listed / cULus Recognized / cULus Listed

Ex Approvals


UL Listed / cUL Listed / cULus Listed


DC/DC converters - QUINT-PS/24DC/24DC/20 - 2320102


Approvals

Approvals submitted

Approval details


UL Recognized 

cUL Recognized 

IECEE CB Scheme 

UL Listed 

cUL Listed 

cULus Recognized 

cULus Listed 

Accessories

Accessories

DC/DC converters - QUINT-PS/24DC/24DC/20 - 2320102

Accessories

Power supply unit - QUINT-PS/ 1AC/24DC/40 - 2866789



Primär getaktete QUINT Stromversorgung zur Tragschienenmontage, Eingang: 1-phasig, Ausgang: 24 V DC / 40 A, mit integrierter SFB Technology (Selective Fuse Breaking Technology), inkl. montiertem Universaltragschienenadapter UTA 107

Power supply unit - QUINT-PS/ 3AC/24DC/40 - 2866802



Primär getaktete QUINT Stromversorgung zur Tragschienenmontage, Eingang: 3-phasig, Ausgang: 24 V DC / 40 A, mit integrierter SFB Technology (Selective Fuse Breaking Technology), inkl. montiertem Universaltragschienenadapter UTA 107

Redundancy module - QUINT-ORING/24DC/2X20/1X40 - 2320186



Active QUINT redundancy module for DIN rail mounting with integrated SFB (selective fuse breaking) technology and monitoring functions, input: 24 V DC, output: 24 V DC/2 x 20 A or 1 x 40 A, including mounted universal DIN rail adapter UTA 107/30

Assembly adapters - UTA 107 - 2853983

Universal DIN rail adapter



Assembly adapters - UWA 182/52 - 2938235



Universal wall adapter

DC/DC converters - QUINT-PS/24DC/24DC/20 - 2320102

Accessories

Assembly adapters - QUINT-PS-ADAPTERS7/2 - 2938206



Assembly adapter for QUINT POWER 10A on S7-300 rail

Thermomagnetic device circuit breaker - CB TM1 1A SFB P - 2800836



Thermomagnetic device circuit breaker, 1-pos., tripping characteristic SFB, 1 PDT contact, plug for base element.

Thermomagnetic device circuit breaker - CB TM1 2A SFB P - 2800837



Thermomagnetic device circuit breaker, 1-pos., tripping characteristic SFB, 1 PDT contact, plug for base element.

Thermomagnetic device circuit breaker - CB TM1 3A SFB P - 2800838



Thermomagnetic device circuit breaker, 1-pos., tripping characteristic SFB, 1 PDT contact, plug for base element.

Thermomagnetic device circuit breaker - CB TM1 4A SFB P - 2800839



Thermomagnetic device circuit breaker, 1-pos., tripping characteristic SFB, 1 PDT contact, plug for base element.

DC/DC converters - QUINT-PS/24DC/24DC/20 - 2320102

Accessories

Thermomagnetic device circuit breaker - CB TM1 5A SFB P - 2800840



Thermomagnetic device circuit breaker, 1-pos., tripping characteristic SFB, 1 PDT contact, plug for base element.

Thermomagnetic device circuit breaker - CB TM1 6A SFB P - 2800841



Thermomagnetic device circuit breaker, 1-pos., tripping characteristic SFB, 1 PDT contact, plug for base element.

Thermomagnetic device circuit breaker - CB TM1 8A SFB P - 2800842



Thermomagnetic device circuit breaker, 1-pos., tripping characteristic SFB, 1 PDT contact, plug for base element.

Thermomagnetic device circuit breaker - CB TM1 10A SFB P - 2800843



Thermomagnetic device circuit breaker, 1-pos., tripping characteristic SFB, 1 PDT contact, plug for base element.

Thermomagnetic device circuit breaker - CB TM1 12A SFB P - 2800844



Thermomagnetic device circuit breaker, 1-pos., tripping characteristic SFB, 1 PDT contact, plug for base element.

DC/DC converters - QUINT-PS/24DC/24DC/20 - 2320102

Accessories

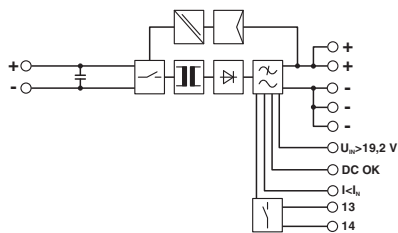
Thermomagnetic device circuit breaker - CB TM1 16A SFB P - 2800845



Thermomagnetic device circuit breaker, 1-pos., tripping characteristic SFB, 1 PDT contact, plug for base element.

Drawings

Block diagram



Компания «Океан Электроники» предлагает заключение долгосрочных отношений при поставках импортных электронных компонентов на взаимовыгодных условиях!

Наши преимущества:

- Поставка оригинальных импортных электронных компонентов напрямую с производств Америки, Европы и Азии, а так же с крупнейших складов мира;
- Широкая линейка поставок активных и пассивных импортных электронных компонентов (более 30 млн. наименований);
- Поставка сложных, дефицитных, либо снятых с производства позиций;
- Оперативные сроки поставки под заказ (от 5 рабочих дней);
- Экспресс доставка в любую точку России;
- Помощь Конструкторского Отдела и консультации квалифицированных инженеров;
- Техническая поддержка проекта, помощь в подборе аналогов, поставка прототипов;
- Поставка электронных компонентов под контролем ВП;
- Система менеджмента качества сертифицирована по Международному стандарту ISO 9001;
- При необходимости вся продукция военного и аэрокосмического назначения проходит испытания и сертификацию в лаборатории (по согласованию с заказчиком);
- Поставка специализированных компонентов военного и аэрокосмического уровня качества (Xilinx, Altera, Analog Devices, Intersil, Interpoint, Microsemi, Actel, Aeroflex, Peregrine, VPT, Syfer, Eurofarad, Texas Instruments, MS Kennedy, Miteq, Cobham, E2V, MA-COM, Hittite, Mini-Circuits, General Dynamics и др.);

Компания «Океан Электроники» является официальным дистрибьютором и эксклюзивным представителем в России одного из крупнейших производителей разъемов военного и аэрокосмического назначения «JONHON», а так же официальным дистрибьютором и эксклюзивным представителем в России производителя высокотехнологичных и надежных решений для передачи СВЧ сигналов «FORSTAR».



JONHON

«JONHON» (основан в 1970 г.)

Разъемы специального, военного и аэрокосмического назначения:

(Применяются в военной, авиационной, аэрокосмической, морской, железнодорожной, горно- и нефтедобывающей отраслях промышленности)

«FORSTAR» (основан в 1998 г.)

ВЧ соединители, коаксиальные кабели, кабельные сборки и микроволновые компоненты:

(Применяются в телекоммуникациях гражданского и специального назначения, в средствах связи, РЛС, а так же военной, авиационной и аэрокосмической отраслях промышленности).



Телефон: 8 (812) 309-75-97 (многоканальный)

Факс: 8 (812) 320-03-32

Электронная почта: ocean@oceanchips.ru

Web: <http://oceanchips.ru/>

Адрес: 198099, г. Санкт-Петербург, ул. Калинина, д. 2, корп. 4, лит. А