

POWER RELAY

1 POLE—5 A (MEDIUM LOAD CONTROL)

JV SERIES

RoHS compliant



■ FEATURES

- UL, CSA, VDE, SEMKO, CQC recognized
- UL class B (130°C) insulation
- Low profile and space saving
 - Height: 12.5 mm
 - Mounting space: 175 mm²
- High sensitivity in small package
 - Operating power: 0.112 to 0.13 W
 - Nominal power: 0.2 to 0.3 W
- High insulation with reinforced insulation system (between coil and contacts)
 - Insulation distance: 8 mm
 - Dielectric strength: 5,000 VAC
 - Surge strength: 10,000 V
- Plastic materials—UL94 flame class V-0
 - UL CTI level class 2
- Plastic sealed type
- Cadmium free contacts
- RoHS compliant since date code: 0434R
Please see page 5 for more information



■ ORDERING INFORMATION

[Example] $\frac{JV}{(a)}$ - $\frac{12}{(*)}$ $\frac{S}{(b)}$ - $\frac{K}{(c)}$ $\frac{T}{(d)}$ $\frac{T}{(e)}$

(a)	Series Name	JV : JV Series
(b)	Nominal Voltage	Refer to the COIL DATA CHART
(c)	Coil Type	Nil : Standard type (300mW) S : High sensitivity type (200mW)
(d)	Enclosure	K : Plastic sealed type
(e)	Mounting	T : High density mounting type (avoid reverse insertion)

Note: Actual marking omits the hyphen (-) of (*)

JV SERIES

■ COIL DATA CHART

	MODEL	Nominal voltage	Coil resistance (±10%)	Must operate voltage*	Must release voltage*	Nominal power
Standard Type	JV- 3-KT	3 VDC	30 Ω	+1.98 VDC	+0.15 VDC	300 mW
	JV- 5-KT	5 VDC	83.3Ω	+3.3 VDC	+0.25 VDC	300 mW
	JV- 6-KT	6 VDC	120 Ω	+3.96 VDC	+0.3 VDC	300 mW
	JV- 9-KT	9 VDC	270 Ω	+5.94 VDC	+0.45 VDC	300 mW
	JV-12-KT	12 VDC	480 Ω	+7.9 VDC	+0.6 VDC	300 mW
	JV-24-KT	24VDC	1,920 Ω	+15.8 VDC	+1.2 VDC	300 mW
	JV-48-KT	48 VDC	7,680 Ω	+31.7 VDC	+2.4 VDC	300 mW
High Sensitivity Type	JV- 3S-KT	3 VDC	45 Ω	+2.25 VDC	+0.15 VDC	200 mW
	JV- 5S-KT	5 VDC	125 Ω	+3.75 VDC	+0.25 VDC	200 mW
	JV- 6S-KT	6 VDC	180 Ω	+4.5 VDC	+0.3 VDC	200 mW
	JV- 9S-KT	9 VDC	405 Ω	+6.75 VDC	+0.45 VDC	200 mW
	JV-12S-KT	12 VDC	720 Ω	+9.0 VDC	+0.6 VDC	200 mW
	JV-18S-KT	18 VDC	1,620 Ω	+13.5 VDC	+0.9 VDC	200 mW
	JV-24S-KT	24 VDC	2,880 Ω	+18.0 VDC	+1.2 VDC	200 mW

Note : All values in the table are measured at 20°C.

*: Pulse operate

■ SPECIFICATIONS

Item		Standard Type		High Sensitivity Type	
		JV-()		JV-() S	
Contact	Arrangement	1 form A (SPST-NO)			
	Material	Silver alloy			
	Configuration	Single type			
	Resistance (initial)	Maximum 70 mΩ (at 1 A 6 VDC)			
	Rating	5 A 250 VAC or 5 A 30 VDC (resistive load)			
	Maximum Carrying Current	5 A			
	Maximum Switching Power	1,250 VA, 150 W			
	Maximum Switching Voltage	250 VAC, 150 VDC			
	Maximum Switching Current	5 A			
	Minimum Switching Load*1	100 mA 5 VDC			
Coil	Nominal Power (at 20°C)	300 mW		200 mW	
	Operate Power (at 20°C)	130 mW		113 mW	
	Operating Temperature	-40°C to +70°C (no frost)			
Time Value	Operate (at nominal voltage)	Maximum 8 ms			
	Release (at nominal voltage)	Maximum 4 ms			
Life	Mechanical	5 × 10 ⁶ operations minimum			
	Electrical	1 × 10 ⁵ operations minimum (at contact rating)			
Other	Vibration Resistance	Misoperation	10 to 55 Hz (double amplitude of 1.65 mm)		
		Endurance	10 to 55 Hz (double amplitude of 5.0 mm)		
	Shock Resistance	Misoperation	100 m/s ² (11 ±1 ms)		
		Endurance	1,000 m/s ² (6 ±1 ms)		
	Weight	Approximately 4.3 g			

*1 Minimum switching loads mentioned above are reference values. Please perform the confirmation test with the actual load before production since reference values may vary according to switching frequencies, environmental conditions and expected reliability levels.

■ INSULATION

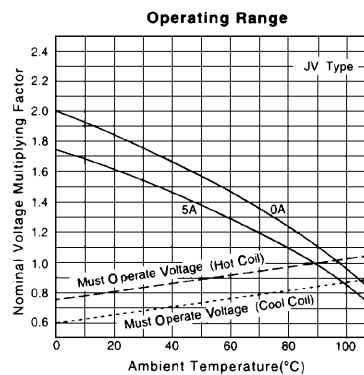
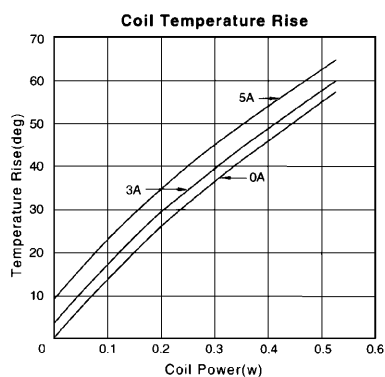
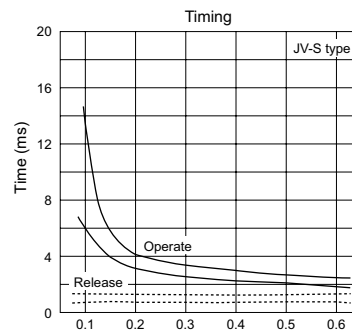
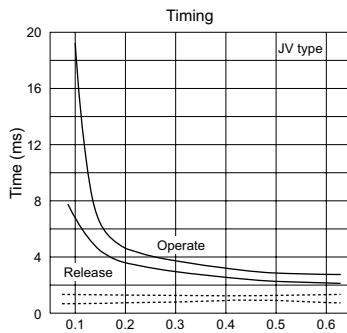
Item	Standard type	High sensitivity type
Resistance (500VDC)	Min. 1,000 MΩ	
Dielectric strength	open contacts	750 VAC 1min.
	coil and contacts	5,000 VAC 1 min.
Surge voltage	10,000V 1.2 x 50μs standard wave	

■ SAFETY STANDARD AND FILE NUMBERS

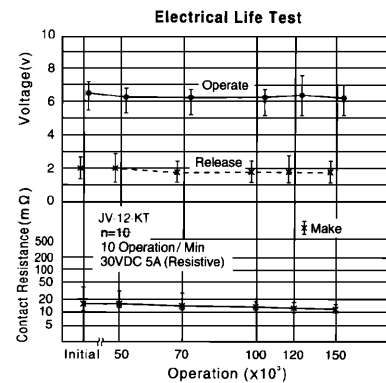
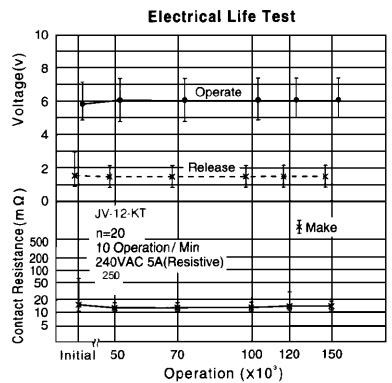
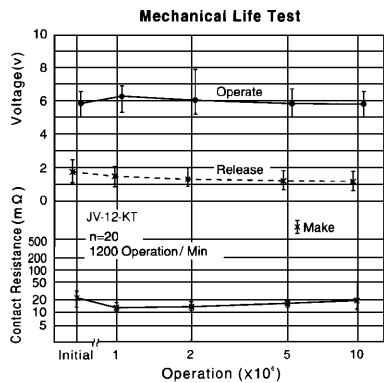
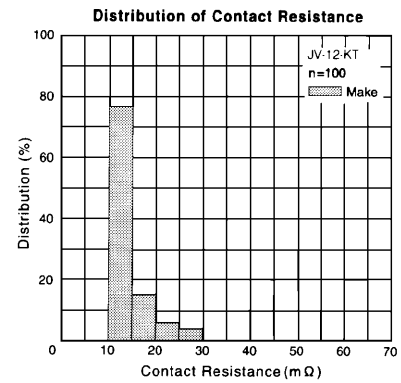
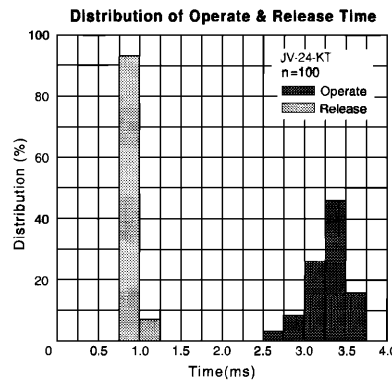
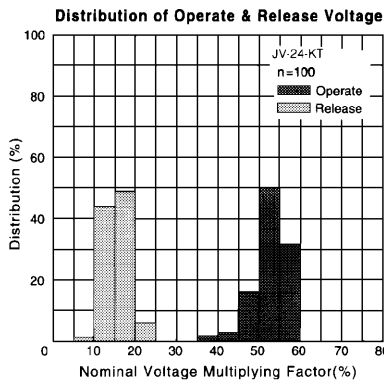
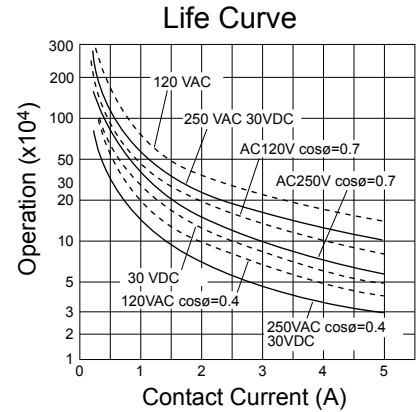
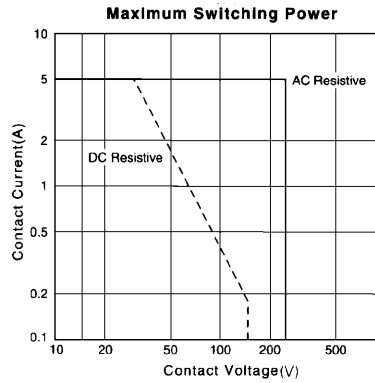
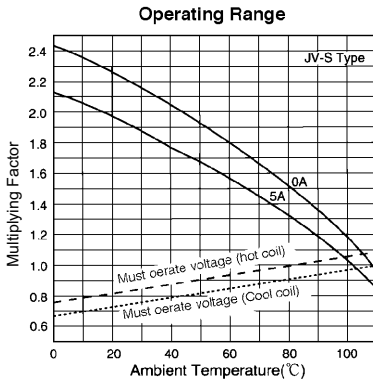
Type	Compliance	Contact rating
UL	UL 508, UL 873, E56140	Flammability: UL94V-0 (plastics) 5A, 250 VAC / 30 VDC (resistive) 1/8 HP, 125VAC/250VAC Pilot duty: C300
CSA	C22.2 No. 14, LR35579	
VDE	0435, 0631, 0700	

Also complies with SEMKO, CQC. Please contact sales office when SEMKO, CQC logo marking is necessary on the cover.

■ REFERENCE DATA



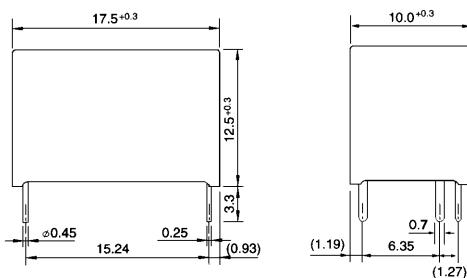
JV SERIES



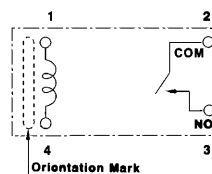
DIMENSIONS

- Dimensions

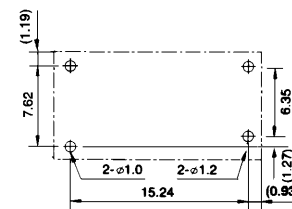
JV-KT type



- Schematics (BOTTOM VIEW)



- PC board mounting hole layout (BOTTOM VIEW)



Unit: mm

RoHS Compliance and Lead Free Relay Information

1. General Information

- Relays produced after the specific date code that is indicated on each data sheet are IROHS-compliant now. Please refer to Lead-Free Status Info: (<http://www.fujitsu.com/us/downloads/MICRO/fcai/relays/lead-free-letter.pdf>)
- Lead free solder paste currently used in relays is Sn-3.0Ag-0.5Cu. As of February 2005, Sn-3.0CuNi will be used for FTR-B3 and FTR-B4 series relays.
- Relays that are RoHS compliant do not contain the hazardous materials that are restricted by the RoHS directive. Hazardous materials are cadmium, lead, mercury, chromium VI, PBB, PBDE including pentaBDE and octaBDE (with a concentration level <0.1%).
Note: Cadmium was exempted from RoHS on October 21, 2005. (Amendment to Directive 2002/95/EC)
- It has been verified that using lead-free relays in leaded assembly processes will not cause any problems (compatible).
- "JEDEC STANDARD" and "LF" is marked on each outer and inner carton. (No marking on individual relays. Please refer to Lead Free Label Info).
- To avoid leaded relays (for lead-free sample, etc.) please consult with area sales office.

2. Recommended Lead Free Solder Profile

- Recommended solder paste Sn-3.0Ag-0.5Cu.

Reflow Solder condition

Flow Solder condition:

Pre-heating: maximum 120°C
Soldering: dip within 5 sec. at
260°C solder bath

Solder by Soldering Iron:

Soldering Iron
Temperature: maximum 360°C
Duration: maximum 3 sec.

We highly recommend that you confirm your actual solder conditions

3. Moisture Sensitivity

- Moisture Sensitivity Level standard is not applicable to electromechanical relays.

4. Tin Whisker

- SnAgCu and SnCuNi solder have a low risk of tin whisker. No considerable length whisker was found by our in-house tests.

5. Solid State Relays

- Each lead terminal will be changed from solder plating to Sn plating and Nickel plating. A layer of Nickel plating is between the terminal and Sn plating to avoid whisker.

Fujitsu Components International Headquarter Offices

Japan

Fujitsu Component Limited
Gotanda-Chuo Building
3-5, Higashigotanda 2-chome, Shinagawa-ku
Tokyo 141, Japan
Tel: (81-3) 5449-7010
Fax: (81-3) 5449-2626
Email: promothq@ft.ed.fujitsu.com
Web: www.fcl.fujitsu.com

North and South America

Fujitsu Components America, Inc.
250 E. Caribbean Drive
Sunnyvale, CA 94089 U.S.A.
Tel: (1-408) 745-4900
Fax: (1-408) 745-4970
Email: components@us.fujitsu.com
Web: <http://us.fujitsu.com/components/>

Europe

Fujitsu Components Europe B.V.
Diamantlaan 25
2132 WV Hoofddorp
Netherlands
Tel: (31-23) 5560910
Fax: (31-23) 5560950
Email: info@fceu.fujitsu.com
Web: emea.fujitsu.com/components/

Asia Pacific

Fujitsu Components Asia Ltd.
102E Pasir Panjang Road
#04-01 Citilink Warehouse Complex
Singapore 118529
Tel: (65) 6375-8560
Fax: (65) 6273-3021
Email: fcal@fcal.fujitsu.com
Web: <http://www.fujitsu.com/sg/services/micro/components/>

©2007 Fujitsu Components America, Inc. All rights reserved. All trademarks or registered trademarks are the property of their respective owners.

Fujitsu Components America does not warrant that the content of datasheet is error free. In a continuing effort to improve our products Fujitsu Components America, Inc. reserves the right to change specifications/datasheets without prior notice. Rev. November 30, 2007

Компания «Океан Электроники» предлагает заключение долгосрочных отношений при поставках импортных электронных компонентов на взаимовыгодных условиях!

Наши преимущества:

- Поставка оригинальных импортных электронных компонентов напрямую с производств Америки, Европы и Азии, а так же с крупнейших складов мира;
- Широкая линейка поставок активных и пассивных импортных электронных компонентов (более 30 млн. наименований);
- Поставка сложных, дефицитных, либо снятых с производства позиций;
- Оперативные сроки поставки под заказ (от 5 рабочих дней);
- Экспресс доставка в любую точку России;
- Помощь Конструкторского Отдела и консультации квалифицированных инженеров;
- Техническая поддержка проекта, помощь в подборе аналогов, поставка прототипов;
- Поставка электронных компонентов под контролем ВП;
- Система менеджмента качества сертифицирована по Международному стандарту ISO 9001;
- При необходимости вся продукция военного и аэрокосмического назначения проходит испытания и сертификацию в лаборатории (по согласованию с заказчиком);
- Поставка специализированных компонентов военного и аэрокосмического уровня качества (Xilinx, Altera, Analog Devices, Intersil, Interpoint, Microsemi, Actel, Aeroflex, Peregrine, VPT, Syfer, Eurofarad, Texas Instruments, MS Kennedy, Miteq, Cobham, E2V, MA-COM, Hittite, Mini-Circuits, General Dynamics и др.);

Компания «Океан Электроники» является официальным дистрибьютором и эксклюзивным представителем в России одного из крупнейших производителей разъемов военного и аэрокосмического назначения «JONHON», а так же официальным дистрибьютором и эксклюзивным представителем в России производителя высокотехнологичных и надежных решений для передачи СВЧ сигналов «FORSTAR».



JONHON

«JONHON» (основан в 1970 г.)

Разъемы специального, военного и аэрокосмического назначения:

(Применяются в военной, авиационной, аэрокосмической, морской, железнодорожной, горно- и нефтедобывающей отраслях промышленности)

«FORSTAR» (основан в 1998 г.)

ВЧ соединители, коаксиальные кабели, кабельные сборки и микроволновые компоненты:

(Применяются в телекоммуникациях гражданского и специального назначения, в средствах связи, РЛС, а так же военной, авиационной и аэрокосмической отраслях промышленности).



Телефон: 8 (812) 309-75-97 (многоканальный)

Факс: 8 (812) 320-03-32

Электронная почта: ocean@oceanchips.ru

Web: <http://oceanchips.ru/>

Адрес: 198099, г. Санкт-Петербург, ул. Калинина, д. 2, корп. 4, лит. А