


## Surface Mount Oscillator



The XOSM-57 series is an ultra miniature package clock oscillator with dimensions 7.0 mm x 5.0 mm x 1.9 mm. It is mainly used in portable PC and telecommunication devices and equipment.

### FEATURES

- Size: 7.0 x 5.0 x 1.9 (mm)
- Miniature package
- Tri-state enable/disable
- TTL/HCMOS compatible
- Tape and reel
- I<sub>R</sub> re-flow
- 5 V input voltage
- Material categorization: For definitions of compliance please see [www.vishay.com/doc?99912](http://www.vishay.com/doc?99912)



**RoHS**  
COMPLIANT  
HALOGEN  
**FREE**

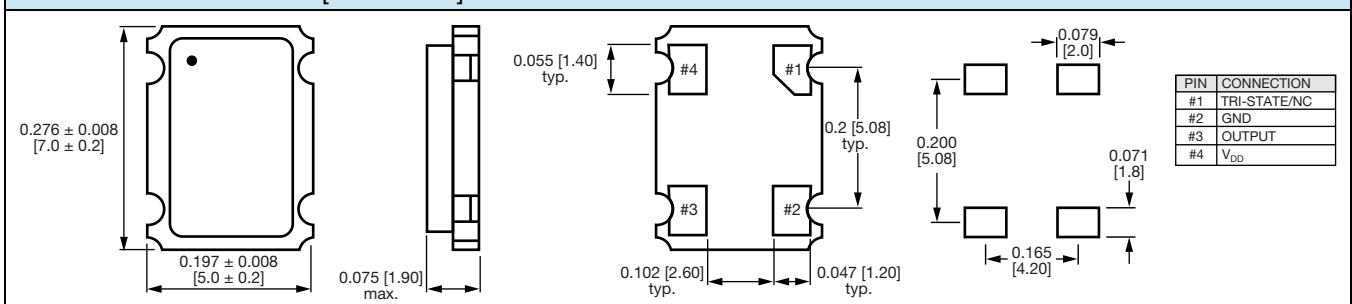
### STANDARD ELECTRICAL SPECIFICATIONS

PARAMETER	SYMBOL	CONDITION	VALUE
Frequency range	F <sub>O</sub>	-	1.500 MHz to 100.000 MHz
Frequency stability <sup>(1)</sup>		all conditions	± 25 ppm, ± 50 ppm, ± 100 ppm
Operating temperature range	T <sub>OPR</sub>	-	0 °C to 70 °C
			- 40 °C to + 85 °C (option)
Storage temperature range	T <sub>STG</sub>	-	- 55 °C to + 125 °C
Power supply voltage	V <sub>DD</sub>	-	5.0 V ± 10 %
Aging (first year)		25 °C ± 3 °C	± 5 ppm
Supply current	I <sub>DD</sub>	1.500 MHz to 20.000 MHz	20 mA max.
		20.001 MHz to 50.000 MHz	35 mA max.
		30.001 MHz to 100.000 MHz	45 mA max.
Output symmetry	Sym	at 1/2 V <sub>DD</sub>	40 %/60 % (45 %/55 % option)
Rise/fall time	t <sub>r</sub> /t <sub>f</sub>	1.500 MHz to 67.000 MHz	10 ns
		67.001 MHz to 100.000 MHz	3 ns
Output voltage	V <sub>OH</sub>	-	90 % V <sub>DD</sub> min.
	V <sub>OL</sub>	-	10 % V <sub>DD</sub> max.
Output load		1.500 MHz to 67.000 MHz	10 TTL or 50 pF max.
		67.001 MHz to 100.000 MHz	15 pF max.
Start-up time	t <sub>s</sub>	-	10 ms max.
Pin 1, tri-state function		-	pin 1 = H or open (output active at pin 3) pin 1 = L (high impedance at pin 3)

#### Note

<sup>(1)</sup> Include: 25 °C tolerance, operating temperature range, input voltage change, aging, load change, shock vibration

### DIMENSIONS in inches [millimeters]



#### Note

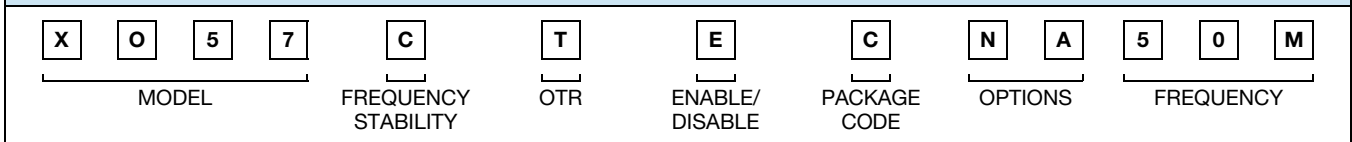
- A 0.01 μF bypass capacitor should be placed between V<sub>DD</sub> (pin 4) and GND (pin 2) to minimize power supply line noise



**ORDERING INFORMATION**

<b>XOSM-57</b>	<b>B</b>	<b>R</b>	<b>E</b>	<b>50M</b>	<b>e4</b>
MODEL	FREQUENCY STABILITY AA = 0.0025 % (25 ppm) A = 0.005 % (50 ppm) B = 0.01 % (100 ppm) standard	OTR blank = standard R = - 40 °C to + 85 °C	ENABLE/DISABLE E = disable to tri-state	FREQUENCY/MHz	JEDEC LEAD (Pb)-FREE standard

**GLOBAL PART NUMBER**



**GLOBAL PART NUMBERING OPTIONS**

X	O	5	7	C	T	E	C	N	A	4	0	M
<b>MODEL NUMBER</b>				<b>FREQUENCY STABILITY</b>	<b>OPERATING TEMPERATURE (OTR)</b>	<b>ENABLE/DISABLE</b>	<b>PACKAGE CODE</b>	<b>OPTION</b>		<b>FREQUENCY</b>		
XO63 = XOSM-533 XO62 = XOSM-532 XO61 = XOSM-531 XO57 = XOSM-57 XO37 = XOSM-573 XO27 = XOSM-572 XO17 = XOSM-571				C = 0.01 % (100 ppm) D = 0.005 % (50 ppm) E = 0.0025 % (25 ppm)	T = 0 °C to + 70 °C R = - 40 °C to + 85 °C	F = pin 1 open E = disable to tristate	<b>Tape and reel</b> H = RF7  <b>Bulk</b> A = B04 (XO63, XO62, XO61) C = D06 (XO57, XO37, XO27, XO17)	NA = no additional options 60 = 45/55 symmetry Contact factory for all other options		4M = 4 MHz 40M = 40 MHz 100M = 100 MHz 12M288 = 12.288 MHz  M is used as decimal place holder in frequency		
Example: XO57CTECNA40M												

**PART MARKING**

Line 1:	M2804XXXXX (part number)
Line 2:	XX.XXXXM (frequency)
Line 3:	yywwvv (date/factory code)



## Disclaimer

ALL PRODUCT, PRODUCT SPECIFICATIONS AND DATA ARE SUBJECT TO CHANGE WITHOUT NOTICE TO IMPROVE RELIABILITY, FUNCTION OR DESIGN OR OTHERWISE.

Vishay Intertechnology, Inc., its affiliates, agents, and employees, and all persons acting on its or their behalf (collectively, "Vishay"), disclaim any and all liability for any errors, inaccuracies or incompleteness contained in any datasheet or in any other disclosure relating to any product.

Vishay makes no warranty, representation or guarantee regarding the suitability of the products for any particular purpose or the continuing production of any product. To the maximum extent permitted by applicable law, Vishay disclaims (i) any and all liability arising out of the application or use of any product, (ii) any and all liability, including without limitation special, consequential or incidental damages, and (iii) any and all implied warranties, including warranties of fitness for particular purpose, non-infringement and merchantability.

Statements regarding the suitability of products for certain types of applications are based on Vishay's knowledge of typical requirements that are often placed on Vishay products in generic applications. Such statements are not binding statements about the suitability of products for a particular application. It is the customer's responsibility to validate that a particular product with the properties described in the product specification is suitable for use in a particular application. Parameters provided in datasheets and/or specifications may vary in different applications and performance may vary over time. All operating parameters, including typical parameters, must be validated for each customer application by the customer's technical experts. Product specifications do not expand or otherwise modify Vishay's terms and conditions of purchase, including but not limited to the warranty expressed therein.

Except as expressly indicated in writing, Vishay products are not designed for use in medical, life-saving, or life-sustaining applications or for any other application in which the failure of the Vishay product could result in personal injury or death. Customers using or selling Vishay products not expressly indicated for use in such applications do so at their own risk. Please contact authorized Vishay personnel to obtain written terms and conditions regarding products designed for such applications.

No license, express or implied, by estoppel or otherwise, to any intellectual property rights is granted by this document or by any conduct of Vishay. Product names and markings noted herein may be trademarks of their respective owners.

## Material Category Policy

**Vishay Intertechnology, Inc. hereby certifies that all its products that are identified as RoHS-Compliant fulfill the definitions and restrictions defined under Directive 2011/65/EU of The European Parliament and of the Council of June 8, 2011 on the restriction of the use of certain hazardous substances in electrical and electronic equipment (EEE) - recast, unless otherwise specified as non-compliant.**

**Please note that some Vishay documentation may still make reference to RoHS Directive 2002/95/EC. We confirm that all the products identified as being compliant to Directive 2002/95/EC conform to Directive 2011/65/EU.**

**Vishay Intertechnology, Inc. hereby certifies that all its products that are identified as Halogen-Free follow Halogen-Free requirements as per JEDEC JS709A standards. Please note that some Vishay documentation may still make reference to the IEC 61249-2-21 definition. We confirm that all the products identified as being compliant to IEC 61249-2-21 conform to JEDEC JS709A standards.**

Компания «Океан Электроники» предлагает заключение долгосрочных отношений при поставках импортных электронных компонентов на взаимовыгодных условиях!

Наши преимущества:

- Поставка оригинальных импортных электронных компонентов напрямую с производств Америки, Европы и Азии, а так же с крупнейших складов мира;
- Широкая линейка поставок активных и пассивных импортных электронных компонентов (более 30 млн. наименований);
- Поставка сложных, дефицитных, либо снятых с производства позиций;
- Оперативные сроки поставки под заказ (от 5 рабочих дней);
- Экспресс доставка в любую точку России;
- Помощь Конструкторского Отдела и консультации квалифицированных инженеров;
- Техническая поддержка проекта, помощь в подборе аналогов, поставка прототипов;
- Поставка электронных компонентов под контролем ВП;
- Система менеджмента качества сертифицирована по Международному стандарту ISO 9001;
- При необходимости вся продукция военного и аэрокосмического назначения проходит испытания и сертификацию в лаборатории (по согласованию с заказчиком);
- Поставка специализированных компонентов военного и аэрокосмического уровня качества (Xilinx, Altera, Analog Devices, Intersil, Interpoint, Microsemi, Actel, Aeroflex, Peregrine, VPT, Syfer, Eurofarad, Texas Instruments, MS Kennedy, Miteq, Cobham, E2V, MA-COM, Hittite, Mini-Circuits, General Dynamics и др.);

Компания «Океан Электроники» является официальным дистрибьютором и эксклюзивным представителем в России одного из крупнейших производителей разъемов военного и аэрокосмического назначения «JONHON», а так же официальным дистрибьютором и эксклюзивным представителем в России производителя высокотехнологичных и надежных решений для передачи СВЧ сигналов «FORSTAR».



## JONHON

«JONHON» (основан в 1970 г.)

Разъемы специального, военного и аэрокосмического назначения:

(Применяются в военной, авиационной, аэрокосмической, морской, железнодорожной, горно- и нефтедобывающей отраслях промышленности)

«FORSTAR» (основан в 1998 г.)

ВЧ соединители, коаксиальные кабели, кабельные сборки и микроволновые компоненты:

(Применяются в телекоммуникациях гражданского и специального назначения, в средствах связи, РЛС, а так же военной, авиационной и аэрокосмической отраслях промышленности).



Телефон: 8 (812) 309-75-97 (многоканальный)

Факс: 8 (812) 320-03-32

Электронная почта: [ocean@oceanchips.ru](mailto:ocean@oceanchips.ru)

Web: <http://oceanchips.ru/>

Адрес: 198099, г. Санкт-Петербург, ул. Калинина, д. 2, корп. 4, лит. А