



CURRENT REGULATOR DIODES

Qualified per MIL-PRF-19500/463

Qualified Levels:
JAN, JANTX, JANTXV
and JANS

DESCRIPTION

The popular 1N5283UR-1 thru 1N5314UR-1 series of 0.5 watt current regulators provides a selection from 0.22 mA to 4.7 mA in standard 10% tolerances. These devices regulate current over a broad voltage range as a counter part offering to Zeners (that regulate voltage over a broad current range). The DO-213AB package offers a double plug internal bond connection with a large die element for its unique function as a current limiter. Microsemi also offers numerous other Zener products to meet higher and lower power voltage regulation applications.

Important: For the latest information, visit our website <http://www.microsemi.com>.

FEATURES

- JEDEC registered surface mount equivalent of 1N5283 thru 1N5314 series.
- High source impedance.
- Internal metallurgical bond.
- JAN, JANTX, JANTXV, and JANS qualifications are available per MIL-PRF-19500/463.
- Chips also available as JANHC and JANKC.
- RoHS compliant versions available (commercial grade only).


APPLICATIONS / BENEFITS

- Double-plug construction.
- Regulates current over a broad operating voltage and temperature range.
- Extensive selection from 0.22 mA to 4.7 mA.
- Standard current tolerances are plus/minus 10%.
- Non-sensitive to ESD.
- Inherently radiation hard as described in Microsemi "[MicroNote 050](#)".

MAXIMUM RATINGS

Parameters/Test Conditions	Symbol	Value	Unit
Junction and Storage Temperature	T _J and T _{STG}	-65 to +175	°C
Thermal Resistance Junction-to-End Cap @ L = 0 in	R _{θJEC}	100	°C/W
Thermal Impedance	Z _{θJX}	25	°C/W
Steady-State Power Dissipation @ T _{EC} = +125 °C, ⁽¹⁾	P _D	500	mW
Working Peak Voltage	V _{WM}	100	V
Solder Pad Temperature @ 10 s max.	T _{SP}	260	°C


Notes: 1. Derate at 10 mW/°C above +125 °C.



DO-213AB (MELF, LL41) Package

Also available in:

DO-7 Package
(axial-leaded)

 [1N5283-1 to 1N5314-1](#)

MSC – Lawrence

6 Lake Street,
Lawrence, MA 01841
Tel: 1-800-446-1158 or
(978) 620-2600
Fax: (978) 689-0803

MSC – Ireland

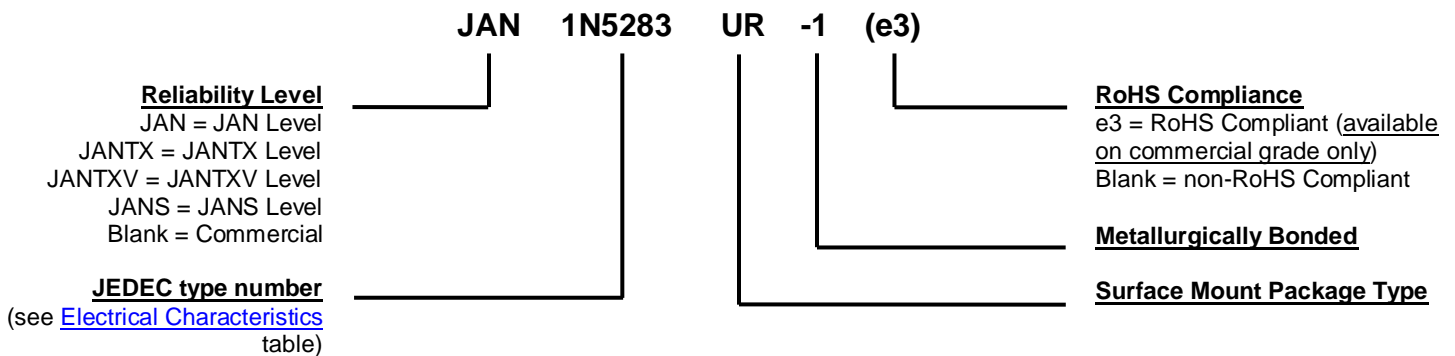
Gort Road Business Park,
Ennis, Co. Clare, Ireland
Tel: +353 (0) 65 6840044
Fax: +353 (0) 65 6822298

Website:

www.microsemi.com

MECHANICAL and PACKAGING

- CASE: Hermetically sealed glass case.
- TERMINALS: Tin/lead finished copper clad steel or RoHS compliant matte-tin finish available (commercial grade only).
- MARKING: Cathode band.
- POLARITY: Diode to be operated with the banded (cathode) end negative.
- MOUNTING SURFACE SELECTION: The Axial Coefficient of Expansion (COE) of this device is approximately +6PPM/°C. The COE of the Mounting Surface System should be selected to provide a suitable match with this device.
- WEIGHT: 0.2 grams.
- See [Package Dimensions](#) on last page.

PART NOMENCLATURE

SYMBOLS & DEFINITIONS

Symbol	Definition
I_L	Limiting Current: A specified current below the lower knee of the current-regulating characteristic.
I_S	Regulator current: A current within the regulating range of a current-regulator diode.
P_D	Power Dissipation: The power dissipation, dc.
$R_{\theta JL}$	Thermal Resistance Junction-to-Lead: The thermal resistance from the virtual junction(s) of a semiconductor device to the lead.
T_L	Lead Temperature: The temperature of a lead terminal.
T_{SP}	Temperature Solder Pad: The maximum solder temperature that can be safely applied to the terminal.
V_K	Knee Voltage: A specified regulator voltage near the lower knee of the current-regulating characteristic.
V_L	Limiting Voltage: The voltage at point I_L on the current-voltage characteristic.
V_S	Regulator Voltage: A voltage within the regulating range of a current-regulating diode.
Z_k	Knee Impedance: The small-signal impedance at operating point V_K on the current-voltage characteristic.
Z_s	Regulator Impedance: The small-signal impedance within the regulating range of a current-regulator diode.
$Z_{\theta JX}$	Thermal Impedance: The thermal impedance junction to reference point.

ELECTRICAL CHARACTERISTICS ($T_A = 25^\circ\text{C}$, unless otherwise specified)

TYPE NUMBER	REGULATOR CURRENT I_S (mA) @ $V_S = 25\text{ V}$			MINIMUM DYNAMIC IMPEDANCE @ $V_S = 25\text{ V}$ z_s (M Ω) (Note 1)	MINIMUM KNEE IMPEDANCE @ $V_K = 6.0\text{ V}$ z_k (M Ω) (Note 2)	MAXIMUM LIMITING VOLTAGE @ $I_L = 0.8 I_S$ (min) V_L (Volts)
	NOM	MIN	MAX			
1N5283UR	0.22	0.198	0.242	25.00	2.750	1.00
1N5284UR	0.24	0.216	0.264	19.00	2.350	1.00
1N5285UR	0.27	0.243	0.297	14.00	1.950	1.00
1N5286UR	0.30	0.270	0.330	9.000	1.600	1.00
1N5287UR	0.33	0.297	0.363	6.600	1.350	1.00
1N5288UR	0.39	0.351	0.429	4.100	1.000	1.05
1N5289UR	0.43	0.387	0.473	3.300	0.870	1.05
1N5290UR	0.47	0.423	0.517	2.700	0.750	1.05
1N5291UR	0.56	0.504	0.616	1.900	0.560	1.10
1N5292UR	0.62	0.558	0.682	1.550	0.470	1.13
1N5293UR	0.68	0.612	0.748	1.350	0.400	1.15
1N5294UR	0.75	0.675	0.825	1.150	0.335	1.20
1N5295UR	0.82	0.738	0.902	1.000	0.290	1.25
1N5296UR	0.91	0.819	1.001	0.880	0.240	1.29
1N5297UR	1.00	0.900	1.100	0.800	0.205	1.35
1N5298UR	1.10	0.990	1.210	0.700	0.180	1.40
1N5299UR	1.20	1.080	1.320	0.640	0.155	1.45
1N5300UR	1.30	1.170	1.430	0.580	0.135	1.50
1N5301UR	1.40	1.260	1.540	0.540	0.115	1.55
1N5302UR	1.50	1.350	1.650	0.510	0.105	1.60
1N5303UR	1.60	1.440	1.760	0.475	0.092	1.65
1N5304UR	1.80	1.620	1.980	0.420	0.074	1.75
1N5305UR	2.00	1.800	2.200	0.395	0.061	1.85
1N5306UR	2.20	1.980	2.420	0.370	0.052	1.95
1N5307UR	2.40	2.160	2.640	0.345	0.044	2.00
1N5308UR	2.70	2.430	2.970	0.320	0.035	2.15
1N5309UR	3.00	2.700	3.300	0.300	0.029	2.25
1N5310UR	3.30	2.970	3.630	0.280	0.024	2.35
1N5311UR	3.60	3.240	3.960	0.265	0.020	2.50
1N5312UR	3.90	3.510	4.290	0.255	0.017	2.60
1N5313UR	4.30	3.870	4.730	0.245	0.014	2.75
1N5314UR	4.70	4.230	5.170	0.235	0.012	2.90

NOTE 1: z_s is derived by superimposing a 90 Hz RMS signal equal to 10% of V_S on V_S .

NOTE 2: z_k is derived by superimposing a 90 Hz RMS signal equal to 10% of V_K on V_K .

GRAPHS

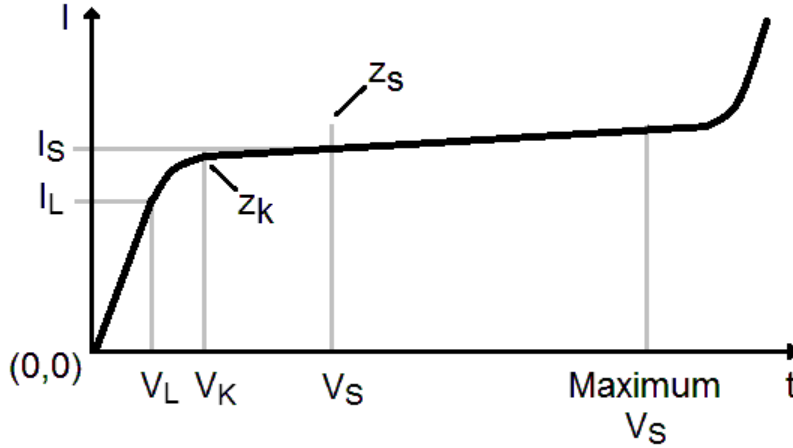


FIGURE 1 – CURRENT-REGULATOR CHARACTERISTICS

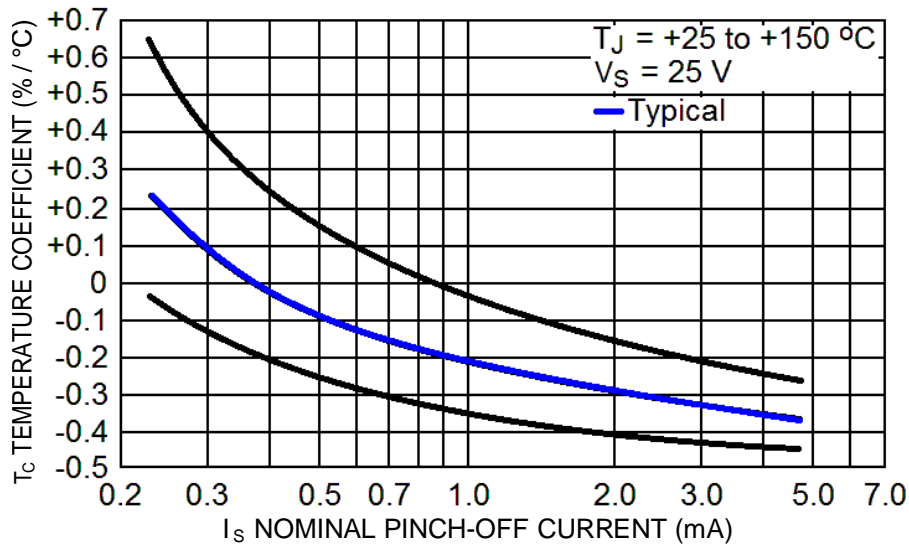


FIGURE 2 – TEMPERATURE COEFFICIENT

GRAPHS (continued)

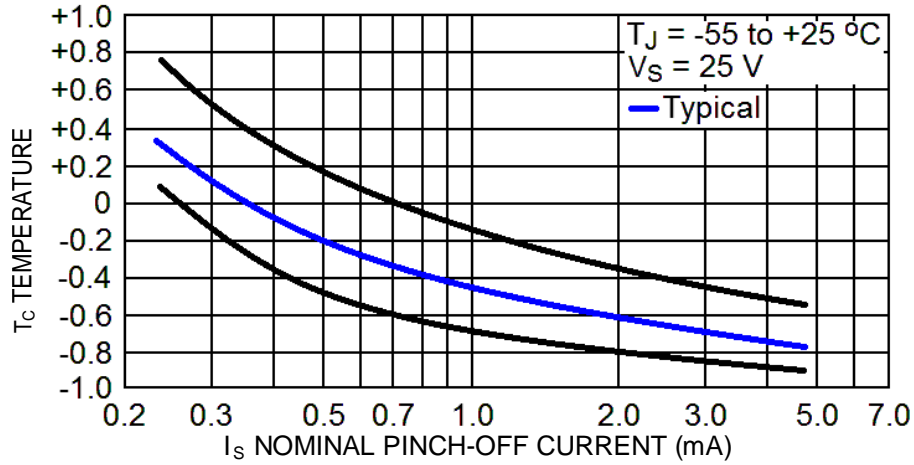


FIGURE 3 – TEMPERATURE COEFFICIENT

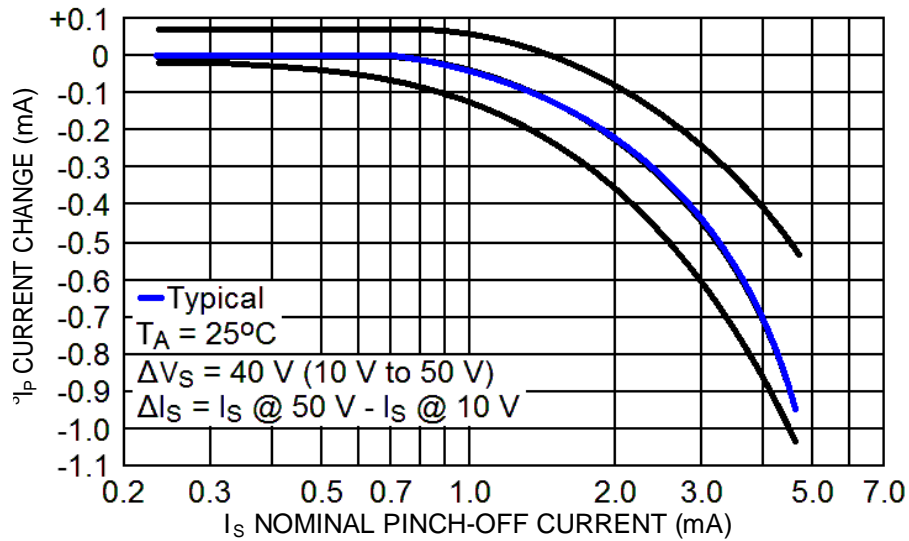
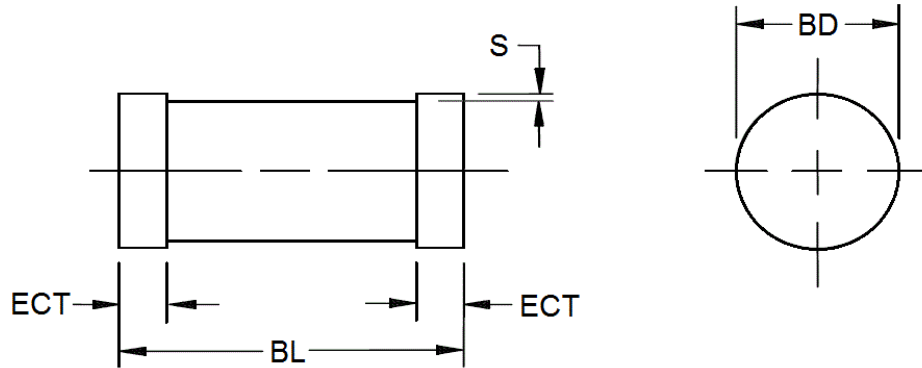


FIGURE 4 – CURRENT REGULATION FACTOR

PACKAGE DIMENSIONS


Symbol	Dimensions			
	Inch		Millimeters	
	Min	Max	Min	Max
BD	0.94	.105	2.39	2.67
BL	.189	.205	4.80	5.21
ECT	.016	.022	0.41	0.55
S	.001 min		0.03 min	

NOTES:

1. Dimensions are in inches.
2. Millimeters are given for general information only.
3. In accordance with ASME Y14.5M, diameters are equivalent to Φ x symbology.

Mouser Electronics

Authorized Distributor

Click to View Pricing, Inventory, Delivery & Lifecycle Information:

Microchip:

[JANS1N5288UR-1](#) [JAN1N5314UR-1](#) [JANTX1N5302UR-1](#) [JANTXV1N5288UR-1](#) [JAN1N5302UR-1](#) [JAN1N5304UR-1](#) [JANTX1N5291UR-1](#) [1N5301UR-1](#) [JANTXV1N5287UR-1](#) [1N5304UR-1](#) [JANS1N5305UR-1](#) [JANTXV1N5304UR-1](#) [JAN1N5291UR-1](#) [JAN1N5296UR-1](#) [JANTXV1N5290UR-1](#) [JANTX1N5310UR-1](#) [JANTXV1N5312UR-1](#) [JANTXV1N5283UR-1](#) [JAN1N5285UR-1](#) [JANTX1N5306UR-1](#) [1N5310UR-1](#) [JAN1N5301UR-1](#) [JANTXV1N5306UR-1](#) [JANS1N5290UR-1](#) [JANS1N5296UR-1](#) [JANS1N5295UR-1](#) [JAN1N5308UR-1](#) [JANTXV1N5285UR-1](#) [JANTX1N5285UR-1](#) [JANTXV1N5310UR-1](#) [JANTXV1N5286UR-1](#) [JANTXV1N5300UR-1](#) [JANS1N5284UR-1](#) [JANS1N5291UR-1](#) [JANTX1N5298UR-1](#) [JAN1N5313UR-1](#) [JANS1N5300UR-1](#) [JAN1N5283UR-1](#) [JANS1N5289UR-1](#) [JANS1N5283UR-1](#) [1N5308UR-1](#) [JANS1N5309UR-1](#) [JAN1N5297UR-1](#) [JAN1N5306UR-1](#) [1N5292UR-1](#) [JAN1N5298UR-1](#) [JANS1N5308UR-1](#) [JANTXV1N5289UR-1](#) [JAN1N5284UR-1](#) [JANTX1N5311UR-1](#) [JANTXV1N5292UR-1](#) [JANTX1N5292UR-1](#) [JANTX1N5312UR-1](#) [1N5300UR-1](#) [JAN1N5289UR-1](#) [JAN1N5286UR-1](#) [1N5285UR-1](#) [JANS1N5292UR-1](#) [1N5291UR-1](#) [JANTX1N5284UR-1](#) [JANS1N5306UR-1](#) [1N5293UR-1](#) [1N5299UR-1](#) [1N5287UR-1](#) [JANS1N5301UR-1](#) [JAN1N5303UR-1](#) [JANTX1N5304UR-1](#) [1N5283UR-1](#) [JAN1N5309UR-1](#) [JANTX1N5313UR-1](#) [JANTX1N5308UR-1](#) [JANTX1N5288UR-1](#) [1N5284UR-1](#) [1N5303UR-1](#) [JAN1N5288UR-1](#) [JANS1N5310UR-1](#) [JANS1N5311UR-1](#) [JAN1N5310UR-1](#) [JANTX1N5289UR-1](#) [JANTX1N5301UR-1](#) [1N5297UR-1](#) [1N5296UR-1](#) [1N5295UR-1](#) [JANS1N5297UR-1](#) [JANS1N5294UR-1](#) [JAN1N5292UR-1](#) [JANTXV1N5293UR-1](#) [JANS1N5314UR-1](#) [JANS1N5304UR-1](#) [JANTX1N5305UR-1](#) [JANTX1N5314UR-1](#) [1N5289UR-1](#) [JAN1N5293UR-1](#) [JANS1N5302UR-1](#) [JANTXV1N5295UR-1](#) [1N5305UR-1](#) [JANTXV1N5307UR-1](#) [JANS1N5287UR-1](#) [JANTX1N5296UR-1](#) [1N5313UR-1](#)

Компания «Океан Электроники» предлагает заключение долгосрочных отношений при поставках импортных электронных компонентов на взаимовыгодных условиях!

Наши преимущества:

- Поставка оригинальных импортных электронных компонентов напрямую с производств Америки, Европы и Азии, а так же с крупнейших складов мира;
- Широкая линейка поставок активных и пассивных импортных электронных компонентов (более 30 млн. наименований);
- Поставка сложных, дефицитных, либо снятых с производства позиций;
- Оперативные сроки поставки под заказ (от 5 рабочих дней);
- Экспресс доставка в любую точку России;
- Помощь Конструкторского Отдела и консультации квалифицированных инженеров;
- Техническая поддержка проекта, помощь в подборе аналогов, поставка прототипов;
- Поставка электронных компонентов под контролем ВП;
- Система менеджмента качества сертифицирована по Международному стандарту ISO 9001;
- При необходимости вся продукция военного и аэрокосмического назначения проходит испытания и сертификацию в лаборатории (по согласованию с заказчиком);
- Поставка специализированных компонентов военного и аэрокосмического уровня качества (Xilinx, Altera, Analog Devices, Intersil, Interpoint, Microsemi, Actel, Aeroflex, Peregrine, VPT, Syfer, Eurofarad, Texas Instruments, MS Kennedy, Miteq, Cobham, E2V, MA-COM, Hittite, Mini-Circuits, General Dynamics и др.);

Компания «Океан Электроники» является официальным дистрибьютором и эксклюзивным представителем в России одного из крупнейших производителей разъемов военного и аэрокосмического назначения «JONHON», а так же официальным дистрибьютором и эксклюзивным представителем в России производителя высокотехнологичных и надежных решений для передачи СВЧ сигналов «FORSTAR».



JONHON

«JONHON» (основан в 1970 г.)

Разъемы специального, военного и аэрокосмического назначения:

(Применяются в военной, авиационной, аэрокосмической, морской, железнодорожной, горно- и нефтедобывающей отраслях промышленности)

«FORSTAR» (основан в 1998 г.)

ВЧ соединители, коаксиальные кабели, кабельные сборки и микроволновые компоненты:

(Применяются в телекоммуникациях гражданского и специального назначения, в средствах связи, РЛС, а так же военной, авиационной и аэрокосмической отраслях промышленности).



Телефон: 8 (812) 309-75-97 (многоканальный)

Факс: 8 (812) 320-03-32

Электронная почта: ocean@oceanchips.ru

Web: <http://oceanchips.ru/>

Адрес: 198099, г. Санкт-Петербург, ул. Калинина, д. 2, корп. 4, лит. А