

General Specifications

B Electrical Capacity (Resistive Load)

Power Level: 15A @ 125/250V AC or 15A @ 30V DC

Other Ratings

Contact Resistance: 10 milliohms maximum for solder lug, screw & quick connect terminal models
30 milliohms maximum for wire lead terminal models

Insulation Resistance: 200 megohms minimum @ 500V DC

Dielectric Strength: 1,250V AC minimum between contacts for 1 minute minimum
3,750V AC minimum between contacts & case for 1 minute minimum

Mechanical Life: 30,000 operations minimum

Electrical Life: 15,000 operations minimum for circuit 11 and 12 models
10,000 operations minimum for circuit 13, 15, 18, 19 models

Angle of Throw: 24°

Materials & Finishes

Rocker: Phenylene oxide

Outer Housing: Polyamide (UL94V-0)

Inner Case: Melamine (UL94V-0)

Cover for Wire Lead Models: Glass fiber reinforced polyamide (UL94V-0)

Flange Gasket: Polychloroprene rubber

Movable Contactor: Copper with silver plating

Movable Contacts: Silver alloy plus copper with silver plating

Stationary Contacts: Silver alloy plus copper with silver plating

Terminals: Brass with tin plating

Wire Lead Covers: Heat resistant polyvinyl chloride (Leads are AWG 14)

Environmental Data

Operating Temp Range: -25°C through +85°C (-13°F through +185°F)

Humidity: 90 ~ 95% humidity for 96 hours @ 40°C (104°F)

Vibration: 10 ~ 55Hz with peak-to-peak amplitude of 1.5mm traversing the frequency range & returning in 1 minute; 3 right angled directions for 2 hours

Shock: 50G (490m/s²) acceleration (tested in 6 right angled directions, with 5 shocks in each direction)

Front Panel Seal: IP67 of IEC60529, dust tight & water protected during temporary immersion for all models

Behind Panel Seal: IP60 of IEC60529, dust tight but not water protected for solder lug, screw & quick connect models
IP67 of IEC60529, dust tight & water protected during temporary immersion for wire lead models

Installation

Soldering Time & Temp: Manual Soldering: See Profile A in Supplement section.

Cleaning: Hand clean locally using alcohol based solution.

Standards & Certifications

Flammability Standards: UL94V-0 outer housing, inner case, & outer cover on wire lead models

UL: **File No. E44145 - Recognized only when ordered with marking on switch.**
Add "/U" or "/CUL" to end of part number to order UL recognized switch.
All models approved at 15A @ 125/250V AC & 15A @ 30V DC.

EN: **No. 61058-1**
WR11 & WR12 models meet European Norm for 3mm contact gap to prevent contact welds.

Wiring Material Standards: UL AWM 1015 Recognized at Flammability VW-1.

Temperature Range -20°C ~ +105°C; Maximum Load 600V; AWG 14.

CSA TEW 105 Certified at Temperature Range -20°C ~ +105°C; Maximum Load 600V.

Distinctive Characteristics

Single unit construction of the flange and outer housing gives added protection from environmental elements.

Specially designed contact mechanism for breaking light welds.

Minimal contact bounce achieved with specially designed interlocked switching mechanism.

Heat resistant resin used for outer housing, inner case, and cover on wire lead models meets UL94V-0 flammability standard and provides high arc and tracking resistance.

Available with solder lug, screw, quick connect, and wire lead terminations.



Sealed Construction Meets IP60 & IP67 Standards

Solder lug, screw, and quick connect terminal models meet IP67 of IEC60529 Standards at front panel (dust tight and water protected for temporary immersion, patent pending). Behind panel standard is IP60 (dust tight but not water protected).

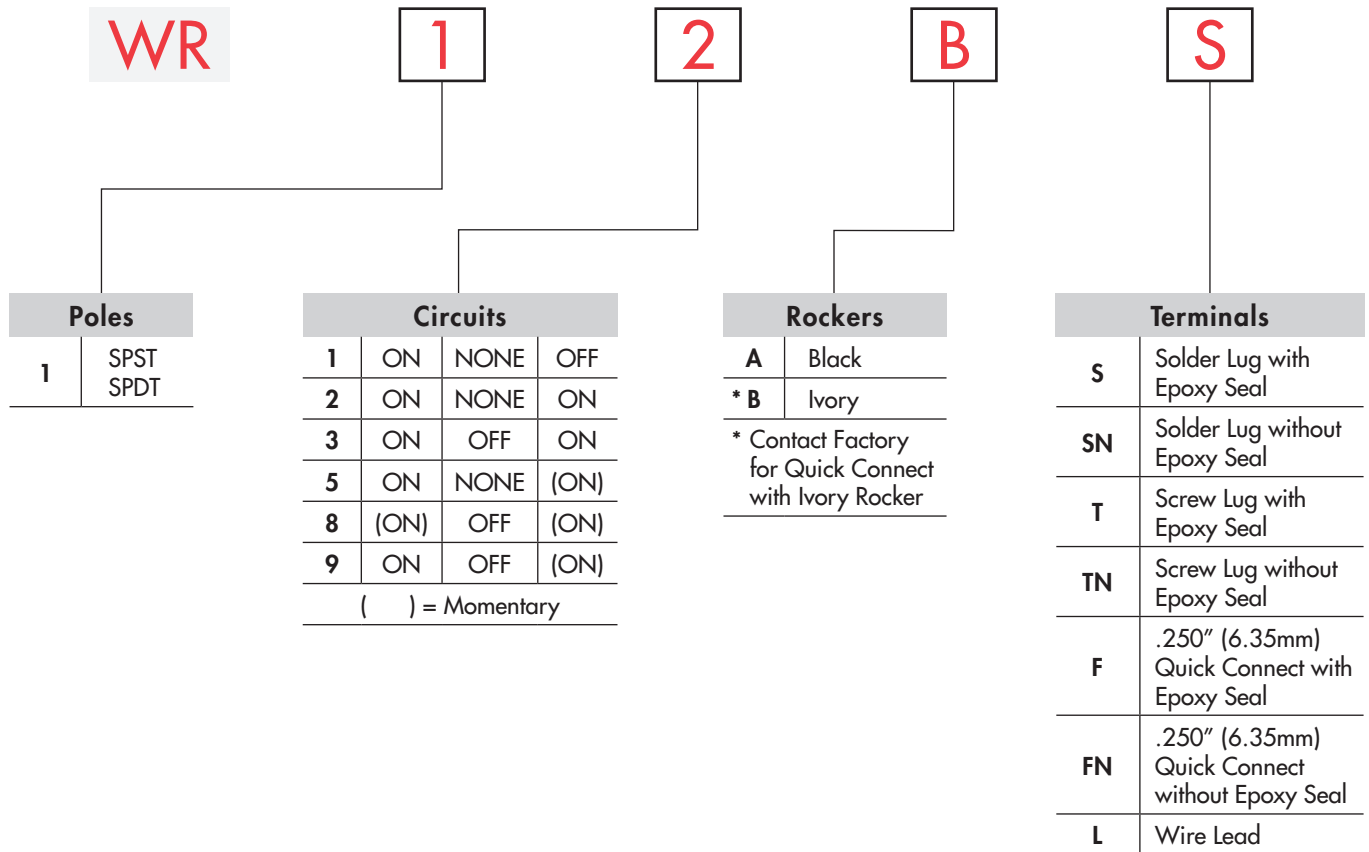
Wire lead models conform fully to IP67 of IEC60529 Standards at front and behind panel (dust tight and water protected for temporary immersion). Switch base is epoxy sealed and covered by an outer case for further protection from dust and water. (Switches cannot be operated under water. Contact factory for further details regarding operating environment.)

Actual Size



- Supplement
- Accessories
- Indicators
- Touch
- Tilt
- Tactiles
- Slides
- Rotaries
- Keylocks
- Programmable
- Illuminated PB
- Pushbuttons
- B** Rockers
- Toggle

TYPICAL SWITCH ORDERING EXAMPLE



IMPORTANT:



Switches are supplied without UL & cULus marking unless specified.
UL & cULus recognized only when ordered with marking on the switch.
 Specific models, ratings and ordering instructions are noted on the General Specifications page.

DESCRIPTION FOR TYPICAL ORDERING EXAMPLE

WR12BS



POLES & CIRCUITS

Pole	Model	Rocker Position () = Momentary			Connected Terminals			Throw & Schematics
		Down	Center	Up	Down	Center	Up	
SP	WR11	ON	NONE	OFF	1a-1b	OPEN	OPEN	SPST 
SP	WR12 WR13 WR15 WR18 WR19	ON ON ON (ON) ON	NONE OFF NONE OFF OFF	ON ON (ON) (ON) (ON)	1-1b	OPEN	1-1a	SPDT 

Toggles
 Rockers
 Pushbuttons
 Illuminated PB
 Programmable
 Keylocks
 Rotaries
 Slides
 Tactiles
 Tilt
 Touch
 Indicators
 Accessories
 Supplement

TYPICAL SWITCH DIMENSIONS

Solder Lug Terminals



WR11 model does not have terminal 1.

Panel Thickness
.039" ~ .157"
(1.0mm ~ 4.0mm)

WR12AS

Screw Lug Terminals



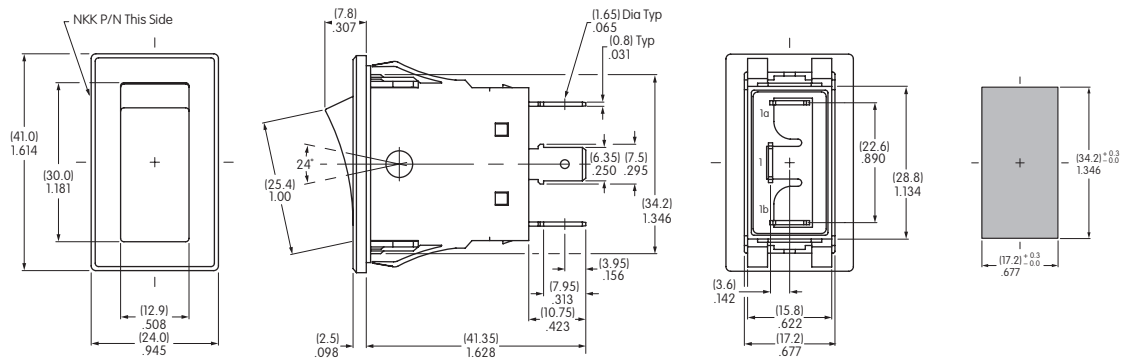
WR11 model does not have terminal 1.

Panel Thickness
.039" ~ .157"
(1.0mm ~ 4.0mm)

WR12AT

TYPICAL SWITCH DIMENSIONS

.250" (6.35mm) Quick Connect Terminals

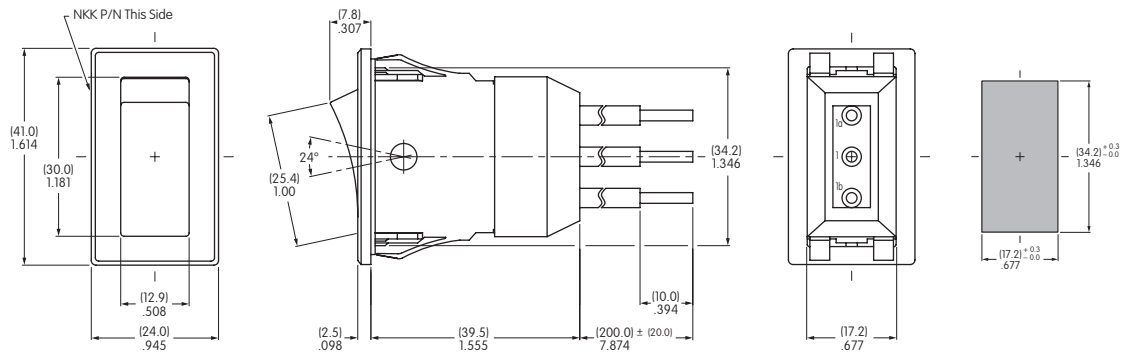


WR13AF

WR11 model does not have terminal 1.

Panel Thickness
.039" ~ .157"
(1.0mm ~ 4.0mm)

Wire Lead Terminals



WR15BL

WR11 model does not have terminal 1.

Panel Thickness
.039" ~ .157"
(1.0mm ~ 4.0mm)

STANDARD WIRE COLOR SCHEME

Wire leads are covered with heat resistant vinyl in accordance with UL 1015 and CSA TEW 105 Standards for Appliance Wiring Material (AWM).

Terminal Numbers & Wire Colors			
	1a	1	1b
WR11	Black		White
WR12-19	White	Black	Red

Mouser Electronics

Authorized Distributor

Click to View Pricing, Inventory, Delivery & Lifecycle Information:

[NKK Switches:](#)

[WR19ASN](#) [WR11ASN](#) [WR15BS](#)

Компания «Океан Электроники» предлагает заключение долгосрочных отношений при поставках импортных электронных компонентов на взаимовыгодных условиях!

Наши преимущества:

- Поставка оригинальных импортных электронных компонентов напрямую с производств Америки, Европы и Азии, а так же с крупнейших складов мира;
- Широкая линейка поставок активных и пассивных импортных электронных компонентов (более 30 млн. наименований);
- Поставка сложных, дефицитных, либо снятых с производства позиций;
- Оперативные сроки поставки под заказ (от 5 рабочих дней);
- Экспресс доставка в любую точку России;
- Помощь Конструкторского Отдела и консультации квалифицированных инженеров;
- Техническая поддержка проекта, помощь в подборе аналогов, поставка прототипов;
- Поставка электронных компонентов под контролем ВП;
- Система менеджмента качества сертифицирована по Международному стандарту ISO 9001;
- При необходимости вся продукция военного и аэрокосмического назначения проходит испытания и сертификацию в лаборатории (по согласованию с заказчиком);
- Поставка специализированных компонентов военного и аэрокосмического уровня качества (Xilinx, Altera, Analog Devices, Intersil, Interpoint, Microsemi, Actel, Aeroflex, Peregrine, VPT, Syfer, Eurofarad, Texas Instruments, MS Kennedy, Miteq, Cobham, E2V, MA-COM, Hittite, Mini-Circuits, General Dynamics и др.);

Компания «Океан Электроники» является официальным дистрибьютором и эксклюзивным представителем в России одного из крупнейших производителей разъемов военного и аэрокосмического назначения «JONHON», а так же официальным дистрибьютором и эксклюзивным представителем в России производителя высокотехнологичных и надежных решений для передачи СВЧ сигналов «FORSTAR».



JONHON

«JONHON» (основан в 1970 г.)

Разъемы специального, военного и аэрокосмического назначения:

(Применяются в военной, авиационной, аэрокосмической, морской, железнодорожной, горно- и нефтедобывающей отраслях промышленности)

«FORSTAR» (основан в 1998 г.)

ВЧ соединители, коаксиальные кабели, кабельные сборки и микроволновые компоненты:

(Применяются в телекоммуникациях гражданского и специального назначения, в средствах связи, РЛС, а так же военной, авиационной и аэрокосмической отраслях промышленности).



Телефон: 8 (812) 309-75-97 (многоканальный)

Факс: 8 (812) 320-03-32

Электронная почта: ocean@oceanchips.ru

Web: <http://oceanchips.ru/>

Адрес: 198099, г. Санкт-Петербург, ул. Калинина, д. 2, корп. 4, лит. А