

Miniature Rotary DIP Switch A6K/A6KS

Miniature (7.2 × 7.2mm size) Rotary DIP Switch

- Mounting space reduced by 50%.
(compared with conventional models)
- SMT and through hole type Available.
Side-actuated type available.
- Gold-plated contacts ensure high reliability.
- RoHS Compliant



NEW

Ordering Information

■ Through hole type


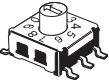
| 3 × 3 Terminal, tube packaging | | | Top-actuated flat | Top-actuated extended shaft | Side-actuated flat | Side-actuated extended shaft |
|--------------------------------|------------------|-------------------|-------------------|-----------------------------|--------------------|------------------------------|
| | | | | | | |
| Output code | No. of positions | Quantity per tube | | | | |
| BCD 1-2-4-8 | 10 | Top: 63 | A6K-102RF | A6K-102RS | A6KV-102RF | A6KV-102RS |
| BCD Hexadecimal 1-2-4-8 | 16 | Side: 60 | A6K-162RF | A6K-162RS | A6KV-162RF | A6KV-162RS |

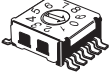
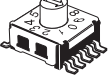


| 5 × 2 Terminal, tube packaging | | | Top-actuated flat | Top-actuated extended shaft | Side-actuated flat | Side-actuated extended shaft |
|--------------------------------|------------------|-------------------|-------------------|-----------------------------|--------------------|------------------------------|
| | | | | | | |
| Output code | No. of positions | Quantity per tube | | | | |
| BCD 1-2-4-8 | 10 | Top: 63 | A6K-104RF | A6K-104RS | A6KV-104RF | A6KV-104RS |
| BCD Hexadecimal 1-2-4-8 | 16 | Side: 60 | A6K-164RF | A6K-164RS | A6KV-164RF | A6KV-164RS |

■ SMT type

| 3 × 3 Terminal, tube packaging | | | Top-actuated flat | Top-actuated extended shaft |
|--------------------------------|------------------|-------------------|-------------------|-----------------------------|
| | | | | |
| Output code | No. of positions | Quantity per tube | | |
| BCD 1-2-4-8 | 10 | 63 | A6KS-102RF | A6KS-102RS |
| BCD Hexadecimal 1-2-4-8 | 16 | | A6KS-162RF | A6KS-162RS |

| 5 × 2 Terminal, tube packaging | | | Top-actuated flat | Top-actuated extended shaft | Side-actuated flat | Side-actuated extended shaft |
|--------------------------------|------------------|-------------------|-------------------|-----------------------------|--------------------|------------------------------|
| | | | | | | |
| Output code | No. of positions | Quantity per tube | | | | |
| BCD 1-2-4-8 | 10 | 63 | A6KS-104RF | A6KS-104RS | A6KSV-104RF | A6KSV-104RS |
| BCD Hexadecimal 1-2-4-8 | 16 | | A6KS-164RF | A6KS-164RS | A6KSV-164RF | A6KSV-164RS |

| 3 × 3 Terminal Embossed Taping Packages | | Top-actuated flat | | Top-actuated extended shaft | |
|---|------------------|-------------------|---|-----------------------------|---|
| | | Quantity per reel |  | Quantity per reel |  |
| Output code | No. of positions | | | | |
| BCD 1-2-4-8 | 10 | 1450 | A6KS-102RF-P | 850 | A6KS-102RS-P |
| BCD Hexadecimal 1-2-4-8 | 16 | | A6KS-162RF-P | | A6KS-162RS-P |

| 5 × 2 Terminal Embossed Taping Packages | | Top-actuated flat | | Top-actuated extended shaft | | Side-actuated flat | | Side-actuated extended shaft | |
|---|------------------|-------------------|---|-----------------------------|---|--------------------|---|------------------------------|---|
| | | Quantity per reel |  | Quantity per reel |  | Quantity per reel |  | Quantity per reel |  |
| Output code | No. of positions | | | | | | | | |
| BCD 1-2-4-8 | 10 | 1450 | A6KS-104RF-P | 850 | A6KS-104RS-P | 750 | A6KSV-104RF-P | 750 | A6KSV-104RS-P |
| BCD Hexadecimal 1-2-4-8 | 16 | | A6KS-164RF-P | | A6KS-164RS-P | | A6KSV-164RF-P | | A6KSV-164RS-P |

Specifications

Characteristics

| | | |
|-------------------------------|---|---|
| Switching capacity | 25 mA at 24 VDC | |
| Minimum permissible load | 10 μA at 3.5 VDC | |
| Contact resistance | 200 mΩ max. | |
| Insulation resistance | 100 MΩ min. (at 250 VDC) | |
| Dielectric strength | 250 VAC for 1 min between terminals | |
| Operating torque | 200 g·cm max. (1.96 × 10 ⁻² N·m max.) | |
| Vibration resistance | Malfunction durability | 10 to 55 Hz, 1.5-mm double amplitude |
| Shock resistance | Malfunction durability | 300 m/s ² min. |
| Ambient operating temperature | -30 to 80°C at 60% max. (with no icing or condensation) | |
| Ambient operating humidity | 35% to 95% (at 5 to 35°C) | |
| Electrical service life | 20,000 steps min. | |
| Weight (See note 2.) | Through hole terminal | Top-actuated, flat: Approx. 0.4 g, Side-actuated, flat: Approx. 0.7 g |
| | SMT terminal | Top-actuated, flat: Approx. 0.4 g, Side-actuated, flat: Approx. 0.4 g |

Note: 1. Data shown are of initial value.
2. Add 0.03 g for the extended-shaft version of each model.

Output Codes

10-position Models

| Type | BCD 1-2-4-8 | | | | |
|------|-----------------------|---|---|---|---|
| | Terminal No. Position | 1 | 2 | 4 | 8 |
| 0 | | | | | |
| 1 | | ● | | | |
| 2 | | | ● | | |
| 3 | | ● | ● | | |
| 4 | | | | ● | |
| 5 | | ● | | ● | |
| 6 | | | ● | ● | |
| 7 | | ● | ● | ● | |
| 8 | | | | | ● |
| 9 | | ● | | | ● |

16-position Models

| Type | BCD/hexadecimal 1-2-4-8 | | | | |
|------|-------------------------|---|---|---|---|
| | Terminal No. Position | 1 | 2 | 4 | 8 |
| 0 | | | | | |
| 1 | | ● | | | |
| 2 | | | ● | | |
| 3 | | ● | ● | | |
| 4 | | | | ● | |
| 5 | | ● | | ● | |
| 6 | | | ● | ● | |
| 7 | | ● | ● | ● | |
| 8 | | | | | ● |
| 9 | | ● | | | ● |
| A | | | ● | | ● |
| B | | ● | ● | | ● |
| C | | | | ● | ● |
| D | | ● | | ● | ● |
| E | | | ● | ● | ● |
| F | | ● | ● | ● | ● |

Note: "●" indicates that the internal switch is ON.

Dimensions

Note: 1. All units are in millimeters unless otherwise indicated.
 2. Unless otherwise specified, a tolerance of ± 0.4 mm applies to all dimensions.

Through hole type

Top-actuated Flat Models with 3x3 Terminal Arrangement

A6K-102RF
 A6K-162RF



Top-actuated Extended shaft Models with 3x3 Terminal Arrangement

A6K-102RS
 A6K-162RS



Side-actuated Flat Models with 3x3 Terminal Arrangement

A6KV-102RF
 A6KV-162RF



Side-actuated Extended-shaft Models with 3x3 Terminal Arrangement

A6KV-102RS
 A6KV-162RS



Top-actuated Flat Models with 5x2 Terminal Arrangement

A6K-104RF
 A6K-164RF



Top-actuated Extended shaft Models with 5x2 Terminal Arrangement

A6K-104RS
 A6K-164RS



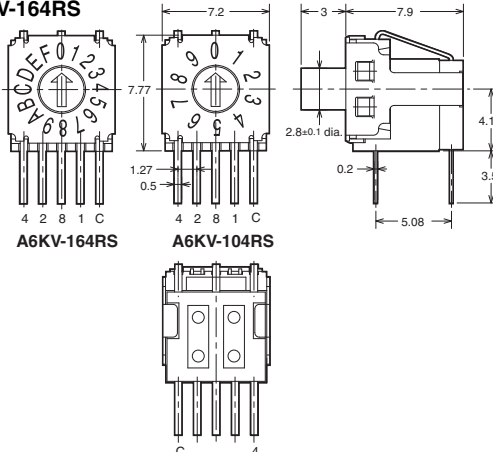
Side-actuated Flat Models with 5x2 Terminal Arrangement

A6KV-104RF
 A6KV-164RF



Side-actuated Extended-shaft Models with 5x2 Terminal Arrangement

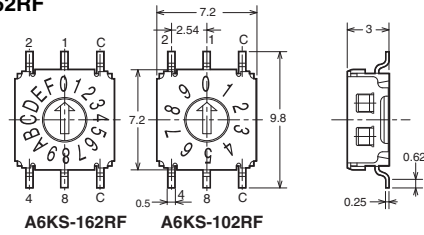
A6KV-104RS
 A6KV-164RS



■ SMT type

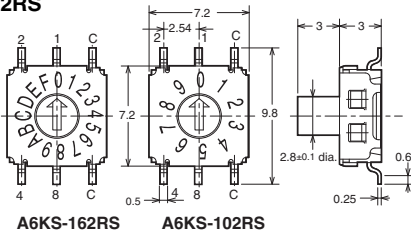
Top-actuated Flat Models with 3x3 Terminal Arrangement

A6KS-102RF
A6KS-162RF



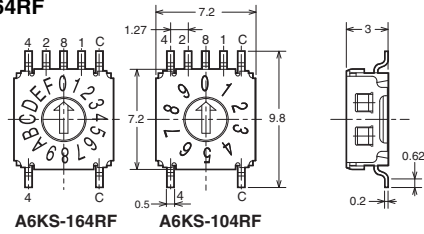
Top-actuated Extended shaft Models with 3x3 Terminal Arrangement

A6KS-102RS
A6KS-162RS



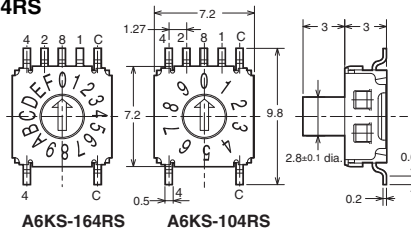
Top-actuated Flat Models With 5x2 Terminal Arrangement

A6KS-104RF
A6KS-164RF



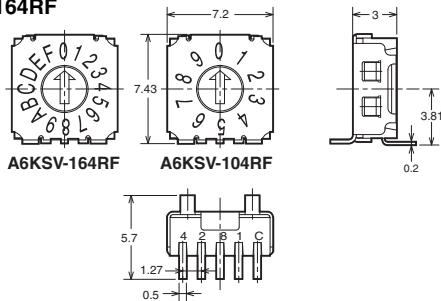
Top-actuated Extended shaft Models with 5x2 Terminal Arrangement

A6KS-104RS
A6KS-164RS



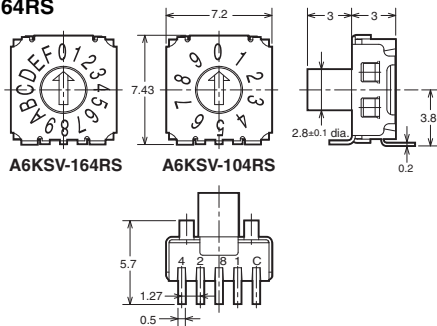
Side-actuated Flat Models with 5x2 Terminal Arrangement

A6KSV-104RF
A6KSV-164RF



Side-actuated Extended-shaft Models with 5x2 Terminal Arrangement

A6KSV-104RS
A6KSV-164RS

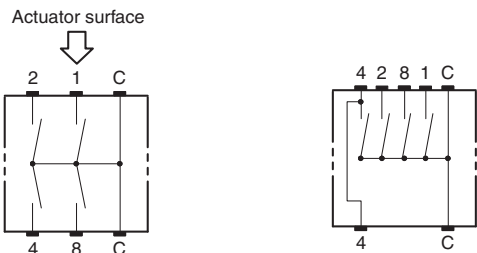


■ Internal Connections

Top-actuated

3x3 Terminal Arrangement 5x2 Terminal Arrangement

Through hole type and SMT type Through hole type and SMT type

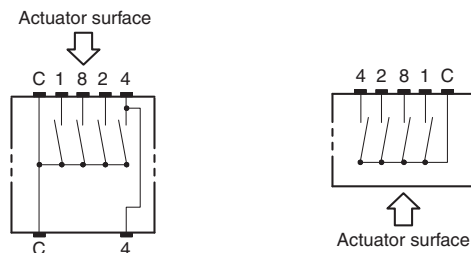


Note: 3x3 internal diagram applies to both top and side actuated models

Side-actuated

5x2 Terminal Arrangement 5x2 Terminal Arrangement

Through hole type SMT type



■ PCB Cutout Dimensions (Top View)

3x3 Terminal Arrangement

**Through hole
(Top-actuated Models)**



**Through hole
(Side-actuated Models)**



**SMT
(Top-actuated Models)**



5x2 Terminal Arrangement

**Through hole
(Top-actuated Models)**



**Through hole
(Side-actuated Models)**



**SMT
(Top-actuated Models)**



**SMT
(Side-actuated Models)**



 Through hole: Pattern prohibited area

All sales are subject to Omron Electronic Components LLC standard terms and conditions of sale, which can be found at http://www.components.omron.com/components/web/webfiles.nsf/sales_terms.html

ALL DIMENSIONS SHOWN ARE IN MILLIMETERS.
To convert millimeters into inches, multiply by 0.03937. To convert grams into ounces, multiply by 0.03527.

OMRON[®]

**OMRON ELECTRONIC
COMPONENTS LLC**

55 E. Commerce Drive, Suite B
Schaumburg, IL 60173

847-882-2288

OMRON ON-LINE

Global - <http://www.omron.com>

USA - <http://www.components.omron.com>

Компания «Океан Электроники» предлагает заключение долгосрочных отношений при поставках импортных электронных компонентов на взаимовыгодных условиях!

Наши преимущества:

- Поставка оригинальных импортных электронных компонентов напрямую с производств Америки, Европы и Азии, а так же с крупнейших складов мира;
- Широкая линейка поставок активных и пассивных импортных электронных компонентов (более 30 млн. наименований);
- Поставка сложных, дефицитных, либо снятых с производства позиций;
- Оперативные сроки поставки под заказ (от 5 рабочих дней);
- Экспресс доставка в любую точку России;
- Помощь Конструкторского Отдела и консультации квалифицированных инженеров;
- Техническая поддержка проекта, помощь в подборе аналогов, поставка прототипов;
- Поставка электронных компонентов под контролем ВП;
- Система менеджмента качества сертифицирована по Международному стандарту ISO 9001;
- При необходимости вся продукция военного и аэрокосмического назначения проходит испытания и сертификацию в лаборатории (по согласованию с заказчиком);
- Поставка специализированных компонентов военного и аэрокосмического уровня качества (Xilinx, Altera, Analog Devices, Intersil, Interpoint, Microsemi, Actel, Aeroflex, Peregrine, VPT, Syfer, Eurofarad, Texas Instruments, MS Kennedy, Miteq, Cobham, E2V, MA-COM, Hittite, Mini-Circuits, General Dynamics и др.);

Компания «Океан Электроники» является официальным дистрибьютором и эксклюзивным представителем в России одного из крупнейших производителей разъемов военного и аэрокосмического назначения «JONHON», а так же официальным дистрибьютором и эксклюзивным представителем в России производителя высокотехнологичных и надежных решений для передачи СВЧ сигналов «FORSTAR».



JONHON

«JONHON» (основан в 1970 г.)

Разъемы специального, военного и аэрокосмического назначения:

(Применяются в военной, авиационной, аэрокосмической, морской, железнодорожной, горно- и нефтедобывающей отраслях промышленности)

«FORSTAR» (основан в 1998 г.)

ВЧ соединители, коаксиальные кабели,
кабельные сборки и микроволновые компоненты:

(Применяются в телекоммуникациях гражданского и специального назначения, в средствах связи, РЛС, а так же военной, авиационной и аэрокосмической отраслях промышленности).



Телефон: 8 (812) 309-75-97 (многоканальный)

Факс: 8 (812) 320-03-32

Электронная почта: ocean@oceanchips.ru

Web: <http://oceanchips.ru/>

Адрес: 198099, г. Санкт-Петербург, ул. Калинина, д. 2, корп. 4, лит. А