

# RSR30

## Slimline Interface Relays



- Optically isolated
- Low on-state resistance
- Low input power consumption
- TTL and CMOS compatible
- RC networks (V AC)
- MOSFET output thyristor (V DC)

- Applications: household appliances, temperature control system, industrial automatic control, light system, office appliances, factory appliances
- Mounting: relays RSR30 are designed for direct PCB mounting, single in line package



### AC Load - 2 A / 240 V

#### Input circuit

Part Number	Nominal voltage V DC	Control voltage range V DC	Max. control current mA	Release voltage V DC	Input resistance kΩ
▶ RSR30-D05-A1-24-020-1	5	3...10	12	1.0	0.32
▶ RSR30-D12-A1-24-020-1	12	7...20	10	1.0	1.07
▶ RSR30-D24-A1-24-020-1	24	18...32	7.7	1.0	3.0

#### Output circuit

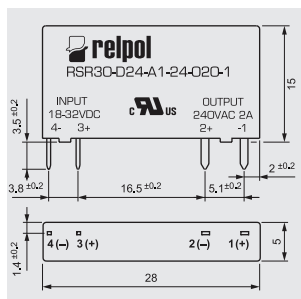
### AC Load - 2 A / 240V

Nominal load current	1 A AC see Figure below
Max. load current	2 A AC see Figure below
Nominal load voltage	rest condition: 240 V AC
Load voltage range	12...280 V AC
Non-repetitive peak voltage	rest condition: 600 V AC
Non-repetitive surge current	operating state: 80 A
Max. off-state leakage current	rest condition: 1.5 mA
Max. on-state voltage drop	operating state: 1.2 V
Min. load current	operating state: 50 mA
Off-state dV/dt	max. allowable rate of voltage rise: 500 V/μs
Operating frequency range	47...400 Hz
RC snubber	10 nF, 100 Ω
Operation resistance	-
Peak power dissipation	-
Operating switching frequency	-
Transient voltage suppressor	-
Max voltage of suppressor operation	-

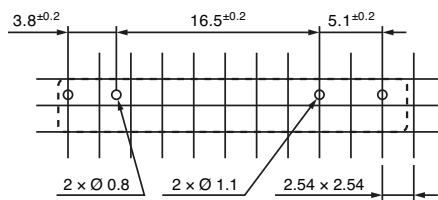
#### General data

Output circuit switching moment	R - instantaneous switching of the output circuit
Max. turn-on time	100 μs at rated voltage
Max. turn-off time	1/2 cycle + 1 ms at rated voltage
Insulation dielectric strength	between input and output: 4 000 V AC 1 minute
Dimensions (L x W x H)	28 x 5 x 15 mm
Weight	4 g
Storage temperature	-40...+100°C
Operating temperature	-20...+80 °C rated value: +55 °C see Figure below
Max. solder bath temperature	220 °C 10 s

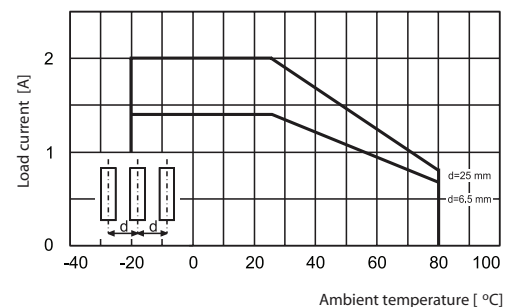
### DIMENSIONS



### PIN OUTS



### Load current in the function of the ambient temperature and distances between relays



▶ **BOLD** - Regular stocked items.

# RSR30

## Slimline Interface Relays



- Optically isolated
- Low on-state resistance
- Low input power consumption
- TTL and CMOS compatible
- RC networks (V AC)
- MOSFET output thyristor (V DC)

- Applications: household appliances, temperature control system, industrial automatic control, light system, office appliances, factory appliances
- Mounting: relays RSR30 are designed for direct PCB mounting, single in line package



### DC Load - 2,5 A / 48 V

#### Input circuit

Part Number	Nominal voltage V DC	Control voltage range V DC	Max. control current mA	Release voltage V DC	Input resistance kΩ
▶ RSR30-D05-D1-04-025-1	5	3...10	12	1.8	0.32
▶ RSR30-D12-D1-04-025-1	12	7...20	10	3.6	1.07
▶ RSR30-D24-D1-04-025-1	24	18...32	7.7	8.3	3.0
▶ RSR30-D48-D1-04-025-1	48	38...58	4.4	8.3	10.8

#### Output circuit

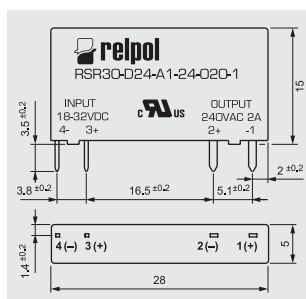
### DC Load - 2.5A / 48V

Nominal load current	1 A DC see Figure below
Max. load current	2.5 A DC see Figure below
Nominal load voltage	rest condition: 48 V DC
Load voltage range	0...60 V DC
Non-repetitive peak voltage	rest condition: 100 V DC
Non-repetitive surge current	operating state: 6 A
Max. off-state leakage current	rest condition: 1 mA
Max. on-state voltage drop	operating state: 0.4 V
Min. load current	operating state: 1 mA
Off-state dV/dt	-
Operating frequency range	-
RC snubber	-
Operation resistance	operating state: 160 mΩ at rated current
Peak power dissipation	600 W
Operating switching frequency	10 Hz
Transient voltage suppressor	Yes
Max voltage of suppressor operation	60 V DC

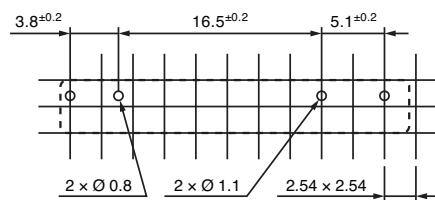
#### General data

Output circuit switching moment	R - instantaneous switching of the output circuit
Max. turn-on time	50 μs at rated voltage
Max. turn-off time	600 μs at rated voltage
Insulation dielectric strength	between input and output: 3 750 V AC 1 minute
Dimensions (L x W x H)	28 x 5 x 15 mm
Weight	4 g
Storage temperature	-25...+100°C
Operating temperature	-20...+80 °C rated value: +55 °C see Figure below
Max. solder bath temperature	220 °C 10 s

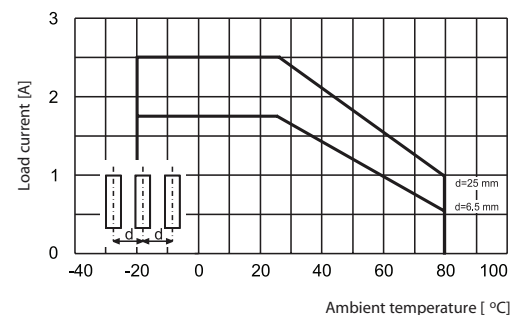
### DIMENSIONS



### PIN OUTS



### Load current in the function of the ambient temperature and distances between relays



▶ **BOLD** - Regular stocked items.

# RSR30

## Slimline Interface Relays



### PIR6W-1PS

- Optically isolated
- Low on-state resistance
- Low input power consumption
- TTL and CMOS compatible
- RC networks (V AC)
- MOSFET output thyristor (V DC)

- Applications: household appliances, temperature control system, industrial automatic control, light system, office appliances, factory appliances
- Mounting: relays RSR30 are designed for direct PCB mounting, single in line package



### DC Load - 4 A / 24V Version

#### Input circuit

Part Number	Nominal voltage V DC	Control voltage range V DC	Max. control current mA	Release voltage V DC	Input resistance kΩ
▶ RSR30-D05-D1-02-040-1	5	3...10	12	1.8	0.32
▶ RSR30-D12-D1-02-040-1	12	7...20	10	3.6	1.07
▶ RSR30-D24-D1-02-040-1	24	18...32	7.7	8.3	3.0
▶ RSR30-D48-D1-02-040-1	48	38...58	4.4	8.3	10.8

#### Output circuit

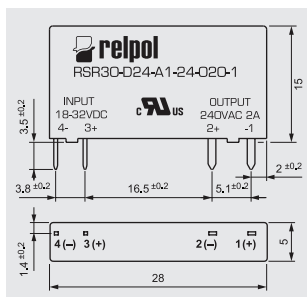
### DC Load - 4 A / 24V

Nominal load current	2 A DC see Figure below
Max. load current	4 A DC see Figure below
Nominal load voltage	rest condition: 24 V DC
Load voltage range	0...32 V DC
Non-repetitive peak voltage	rest condition: 60 V DC
Non-repetitive surge current	operating state: 6 A
Max. off-state leakage current	rest condition: 1 mA
Max. on-state voltage drop	operating state: 0.24 V
Min. load current	operating state: 1 mA
Off-state dV/dt	-
Operating frequency range	-
RC snubber	-
Operation resistance	operating state: 120 mΩ
Peak power dissipation	600 W
Operating switching frequency	10 Hz
Transient voltage suppressor	Yes
Max voltage of suppressor operation	36 V DC

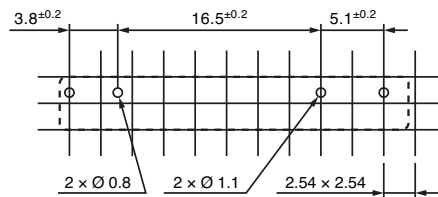
#### General data

Output circuit switching moment	R - instantaneous switching of the output circuit
Max. turn-on time	50 μs at rated voltage
Max. turn-off time	600 μs at rated voltage
Insulation dielectric strength	between input and output: 3 750 V AC 1 minute
Dimensions (L x W x H)	28 x 5 x 15 mm
Weight	4 g
Storage temperature	-25...+100 °C
Operating temperature	-20...+80 °C rated value: +55 °C see Figure below
Max. solder bath temperature	220 °C 10 s

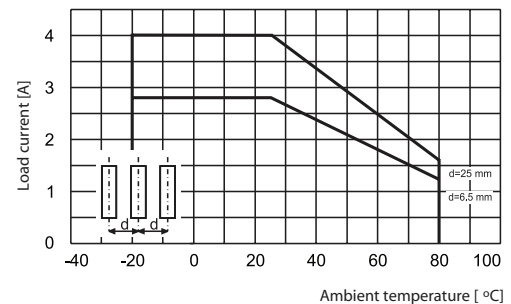
### DIMENSIONS



### PIN OUTS



### Load current in the function of the ambient temperature and distances between relays



▶ **BOLD** - Regular stocked items.

# RSR30

## Slimline Interface Relays



### PIR6W-1PS

- Optically isolated
- Low on-state resistance
- Low input power consumption
- TTL and CMOS compatible
- RC networks (V AC)
- MOSFET output thyristor (V DC)

- Applications: household appliances, temperature control system, industrial automatic control, light system, office appliances, factory appliances
- Mounting: relays RSR30 are designed for direct PCB mounting, single in line package



### DC Load - 1 A / 100V Version

#### Input circuit

Part Number	Nominal voltage V DC	Control voltage range V DC	Max. control current mA	Release voltage V DC	Input resistance kΩ
▶ RSR30-D05-D1-24-010-1	5	3...10	12	1.8	0.32
▶ RSR30-D12-D1-24-010-1	12	7...20	10	3.6	1.07
▶ RSR30-D24-D1-24-010-1	24	18...32	7.7	8.3	3.0
▶ RSR30-D48-D1-24-010-1	48	38...58	4.4	8.3	10.8

#### Output circuit

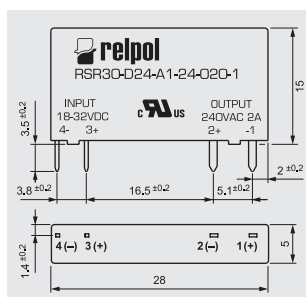
### DC Load - 1 A / 100V

Nominal load current	0.4 A DC see Figure below
Max. load current	1 A DC see Figure below
Nominal load voltage	rest condition: 100 V DC
Load voltage range	0...180 V DC
Non-repetitive peak voltage	rest condition: 180 V DC
Non-repetitive surge current	operating state: 6 A
Max. off-state leakage current	rest condition: 1 mA
Max. on-state voltage drop	operating state: 0.6 V
Min. load current	operating state: 1 mA
Off-state dV/dt	-
Operating frequency range	-
RC snubber	-
Operation resistance	operating state: 1.5 Ω maximum value
Peak power dissipation	600 W
Operating switching frequency	10 Hz
Transient voltage suppressor	Yes
Max voltage of suppressor operation	180 V DC

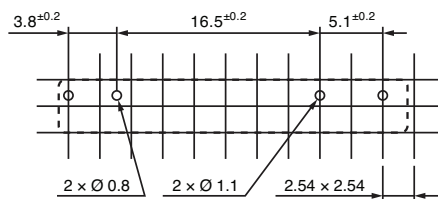
#### General data

Output circuit switching moment	R - instantaneous switching of the output circuit
Max. turn-on time	50 μs at rated voltage
Max. turn-off time	600 μs at rated voltage
Insulation dielectric strength	between input and output: 2 500 V AC 1 minute
Dimensions (L x W x H)	28 x 5 x 15 mm
Weight	4 g
Storage temperature	-25...+100 °C
Operating temperature	-20...+80 °C rated value: +55 °C see Figure below
Max. solder bath temperature	220 °C 10 s

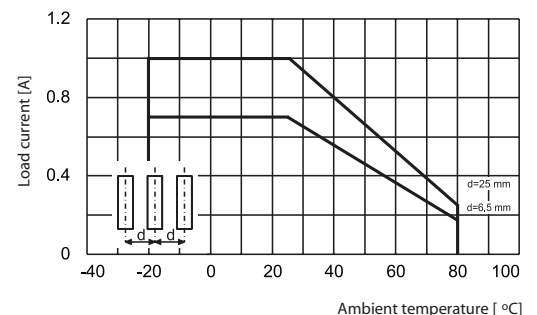
### DIMENSIONS



### PIN OUTS



### Load current in the function of the ambient temperature and distances between relays



▶ **BOLD** - Regular stocked items.

Компания «Океан Электроники» предлагает заключение долгосрочных отношений при поставках импортных электронных компонентов на взаимовыгодных условиях!

Наши преимущества:

- Поставка оригинальных импортных электронных компонентов напрямую с производств Америки, Европы и Азии, а так же с крупнейших складов мира;
- Широкая линейка поставок активных и пассивных импортных электронных компонентов (более 30 млн. наименований);
- Поставка сложных, дефицитных, либо снятых с производства позиций;
- Оперативные сроки поставки под заказ (от 5 рабочих дней);
- Экспресс доставка в любую точку России;
- Помощь Конструкторского Отдела и консультации квалифицированных инженеров;
- Техническая поддержка проекта, помощь в подборе аналогов, поставка прототипов;
- Поставка электронных компонентов под контролем ВП;
- Система менеджмента качества сертифицирована по Международному стандарту ISO 9001;
- При необходимости вся продукция военного и аэрокосмического назначения проходит испытания и сертификацию в лаборатории (по согласованию с заказчиком);
- Поставка специализированных компонентов военного и аэрокосмического уровня качества (Xilinx, Altera, Analog Devices, Intersil, Interpoint, Microsemi, Actel, Aeroflex, Peregrine, VPT, Syfer, Eurofarad, Texas Instruments, MS Kennedy, Miteq, Cobham, E2V, MA-COM, Hittite, Mini-Circuits, General Dynamics и др.);

Компания «Океан Электроники» является официальным дистрибьютором и эксклюзивным представителем в России одного из крупнейших производителей разъемов военного и аэрокосмического назначения «JONHON», а так же официальным дистрибьютором и эксклюзивным представителем в России производителя высокотехнологичных и надежных решений для передачи СВЧ сигналов «FORSTAR».



## JONHON

«JONHON» (основан в 1970 г.)

Разъемы специального, военного и аэрокосмического назначения:

(Применяются в военной, авиационной, аэрокосмической, морской, железнодорожной, горно- и нефтедобывающей отраслях промышленности)

«FORSTAR» (основан в 1998 г.)

ВЧ соединители, коаксиальные кабели, кабельные сборки и микроволновые компоненты:

(Применяются в телекоммуникациях гражданского и специального назначения, в средствах связи, РЛС, а так же военной, авиационной и аэрокосмической отраслях промышленности).



Телефон: 8 (812) 309-75-97 (многоканальный)

Факс: 8 (812) 320-03-32

Электронная почта: [ocean@oceanchips.ru](mailto:ocean@oceanchips.ru)

Web: <http://oceanchips.ru/>

Адрес: 198099, г. Санкт-Петербург, ул. Калинина, д. 2, корп. 4, лит. А