



TAOGLAS®



Datasheet

Multiband GNSS, Stacked Terrablast Patch Antenna

Part No:
HP5010A

Description:

50x50x10.5mm Terrablast GPS L1/L2/L5 Patch Antenna, 1176.45-1227.6MHz, 1561-1610MHz

Features:

GPS L1, GPS L2 and GPS L5 band, GLONASS, Galileo and BeiDou Operation

Right-Hand Circularly Polarized Patch

Single Feed Patch Assembly

Ultra-Impact Resistant Terrablast Material

Dimensions: 50*50*10mm

Tuned for Centre Positioning on a 70*70mm Ground-plane

Patent Pending Design

RoHS & REACH Compliant

1. Introduction	3
2. Specifications	4
3. Antenna Characteristics	6
4. Radiation Patterns	11
5. Mechanical Drawing	17
6. Packaging	18
<hr/>	
Changelog	19

Taoglas makes no warranties based on the accuracy or completeness of the contents of this document and reserves the right to make changes to specifications and product descriptions at any time without notice. Taoglas reserves all rights to this document and the information contained herein.

Reproduction, use or disclosure to third parties without express permission is strictly prohibited.



1. Introduction



The Taoglas HP5010A is a triple stacked 50*50*10mm Terrablast GPS L1, GPS L2 and GPS L5, GLONASS, BeiDou embedded passive patch antenna with 10.5mm thickness. This patch is made from Terrablast, a revolutionary new material developed to meet the unique needs of the UAV and automotive industries. It uses a patent pending antenna technology which results in much lighter weight and built to withstand greater impacts.

Typical applications include:

- :: Transportation
- :: Defence
- :: E-Mobility
- :: Agriculture
- :: UAV navigation

The antenna has been tuned and tested on a 70*70mm ground plane, working at GPS L1: 1575.42MHz, L2: 1227.6MHz and L5: 1176.45MHz. This Terrablast patch also operates at other worldwide Navigation systems such as GLONASS, Galileo and BeiDou.

The HP5010A is mounted via a pin and double-sided adhesive. This antenna works well without modifications in most environment but can be tuned and further optimized to different ground planes and enclosures if this is required. Custom antenna modifications are subject to possible NRE and minimum order quantity.

Terrablast antennas are not suitable for SMD reflow. The correct method is manual soldering at a soldering temperature of 380°C +/- 20°C for a duration of 3 to 5 seconds. All Terrablast antennas undergo rigorous temperature, vibration and impact tests and exceed the highest ISO16750 standards.

For further information, or support to test and integrate Taoglas Terrablast technology please contact your regional Taoglas customer support team.

2. Specifications

GNSS Frequency Band							
GPS/QZSS	L1 1575.42MHz	L2 1227.6MHz	L5 1176.45MHz	L6 1278.75MHz			
	■	■	■	□			
GLONASS	L5R 1176.45MHz	L3PT 1201.5MHz	L2PT 1246MHz	L1CR 1575.42MHz	L1PT 1602MHz		
	■	■	□	■	■		
Galileo	E5a 1176.45MHz	E5b 1201.5MHz	E4 1215MHz	E3 1256MHz	E6 1278.75MHz	E2 1561MHz	L1 1575.42MHz
	■	■	■	□	□	■	■
BeiDou	B1 1561MHz	B2 1207.14MHz	B3 1268.52MHz				
	■	■	□				
Compass	E5B(B2)/ E6(B3) 1268.56MHz	E2(B1) 1561MHz					
	□	■					
SBAS	Omnistar 1542.5MHz	WAAS/EGN OS 1575.42MHz					
	□	■					

GNSS Electrical					
Frequency (MHz)	1176.45	1227.6	1561	1575.42	1602
VSWR (max.)	2.0:1	2.0:1	2.0:1	2.0:1	2.0:1
Passive Antenna Efficiency (%)	58.4	78.5	62.6	64.7	68.2
Passive Antenna Gain at Zenith (dBi)	3.0	3.7	3.6	3.7	4.0
Average Gain (dB)	10.8	17.1	10.4	4.98	7.3
Polarization	RHCP				
Impedance	50Ω				

Mechanical	
Height	10.5 ±2 mm
Planner Dimension	50*50*10 mm
Weight	59.5 g

Environmental	
Temperature Range	-40°C to 85°C
Humidity	Non-condensing 65°C 95% RH

Field Test Result

Frequency	GPS L1	GPS L2	Galileo E1	Galileo E5b	GLONASS G1	GLONASS G2	BeiDou B1I	BeiDou B2I
	1563-1587	1215-1239.6	1559-1591	1189-1214	1598-1605	1242-1249	1559-1563	1200-1214
Tracking Number without RTK (dB-Hz)	39	32.3	37.4	37.5	36.8	33.5	38.4	33.5
2*DRMS Positioning Accuracy (cm) without RTK	95	95	95	95	95	95	95	95
TTF(s) without RTK	23	23	23	23	23	23	23	23
Tracking Number with RTK (dB-Hz)	39	32.3	37.4	37.5	36.8	33.5	38.4	33.5
2*DRMS Positioning Accuracy (cm) with RTK	20	20	20	20	20	20	20	20
TTF(s) with RTK	23	23	23	23	23	23	23	23
Group Delay @ Zenith Variation Across Single Constellation(ns)	2	6	2	6	2	6	2	6
Phase Centre Offset PCO (cm)	0.03	0.57	0.03	0.57	0.03	0.57	0.03	0.57
Phase Centre Variation PCV (mm) including Active Circuitry	8	10	8	10	8	10	8	10
Axial Ratio Phase Centre Variation	6	15	6	15	6	15	6	15

*All outdoor measurements performed on the roof top of the Taoglas R&D Labs facility in Dublin Ireland.

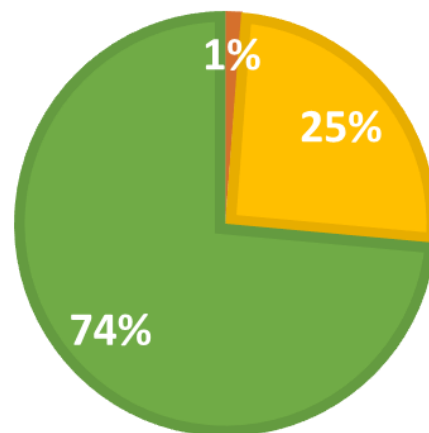
** Recommended Minimum C/No for Standard Precision Acquisition/ Tracking (dB-Hz): 26-30/ 12-15.

***Data Measured Free Space.

****Group Delay, PCO, PCV and Axial Ratio values includes Active Circuitry.

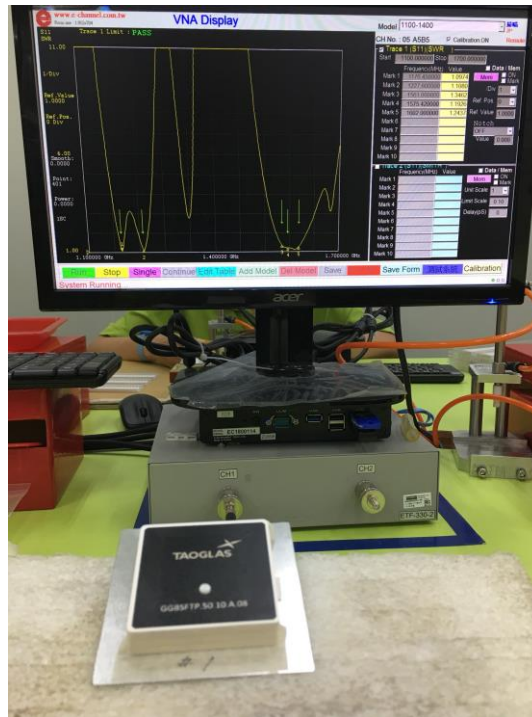
*****Ublox C099-F9P application board is used for Field test Measurements.

■ NO RTK
 ■ FLOAT
 ■ FIXED

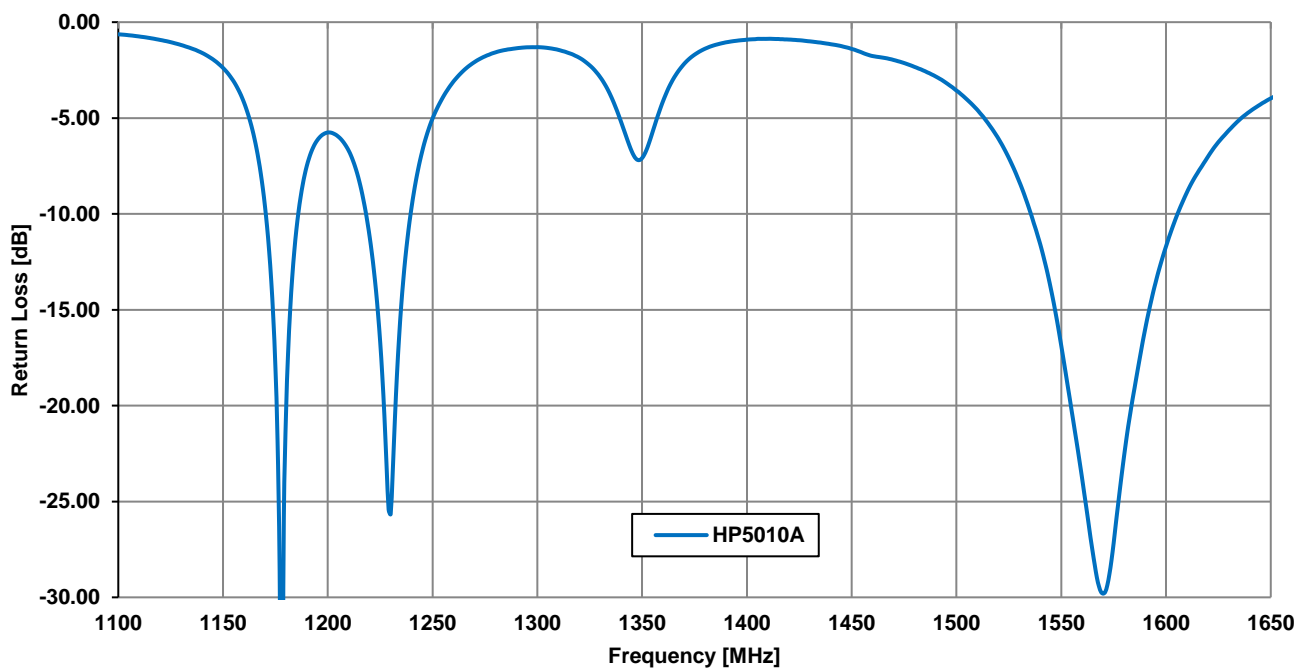


3. Passive Antenna Characteristics

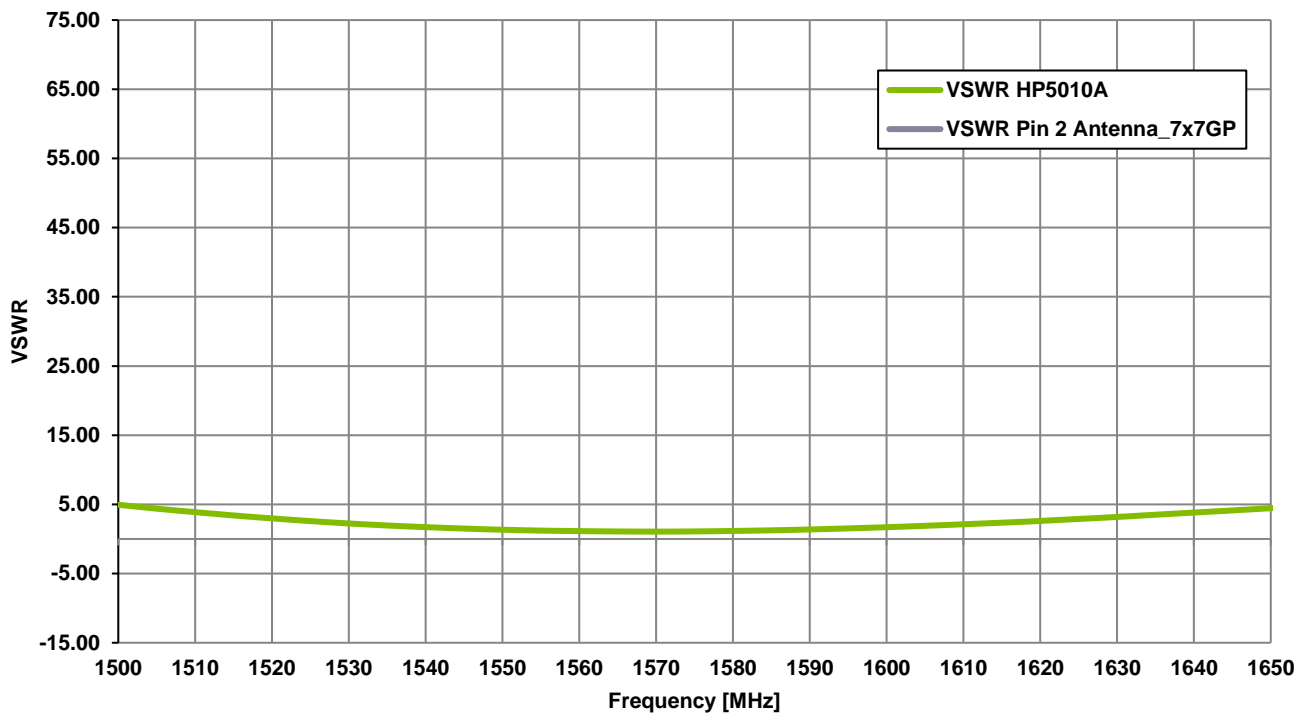
3.1 Measurement environment



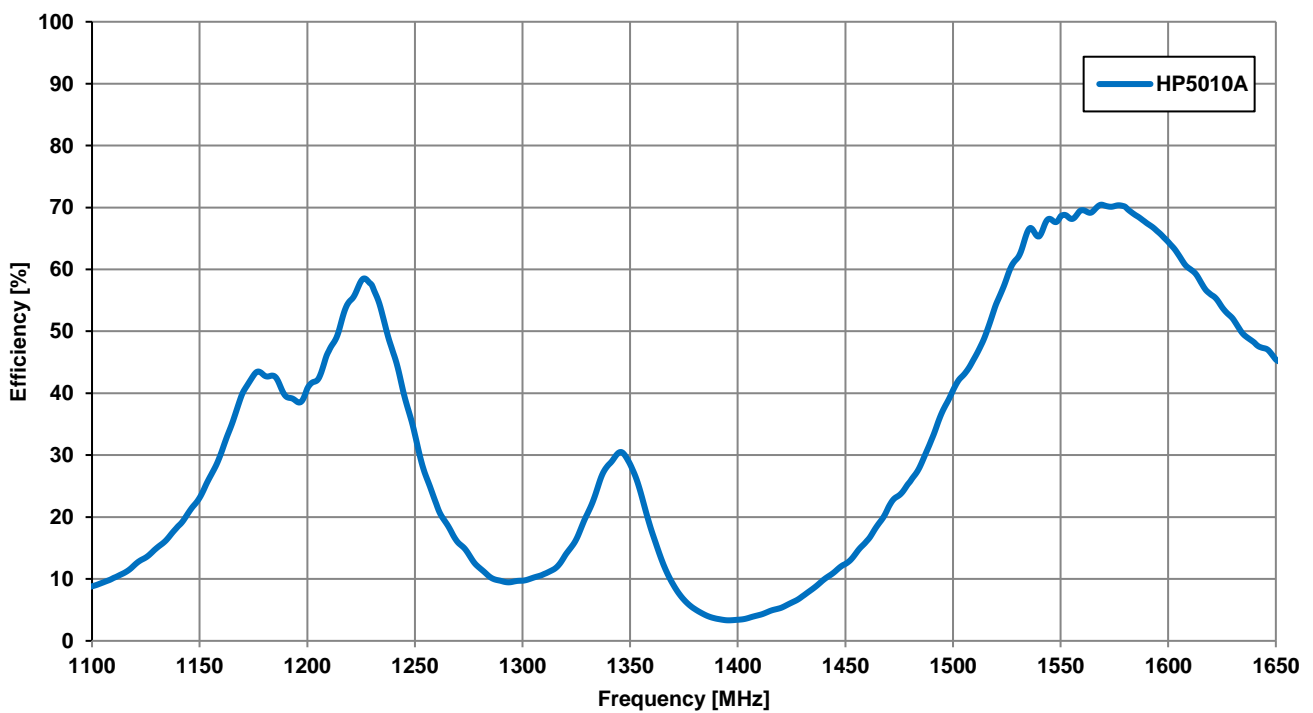
3.2 Return Loss



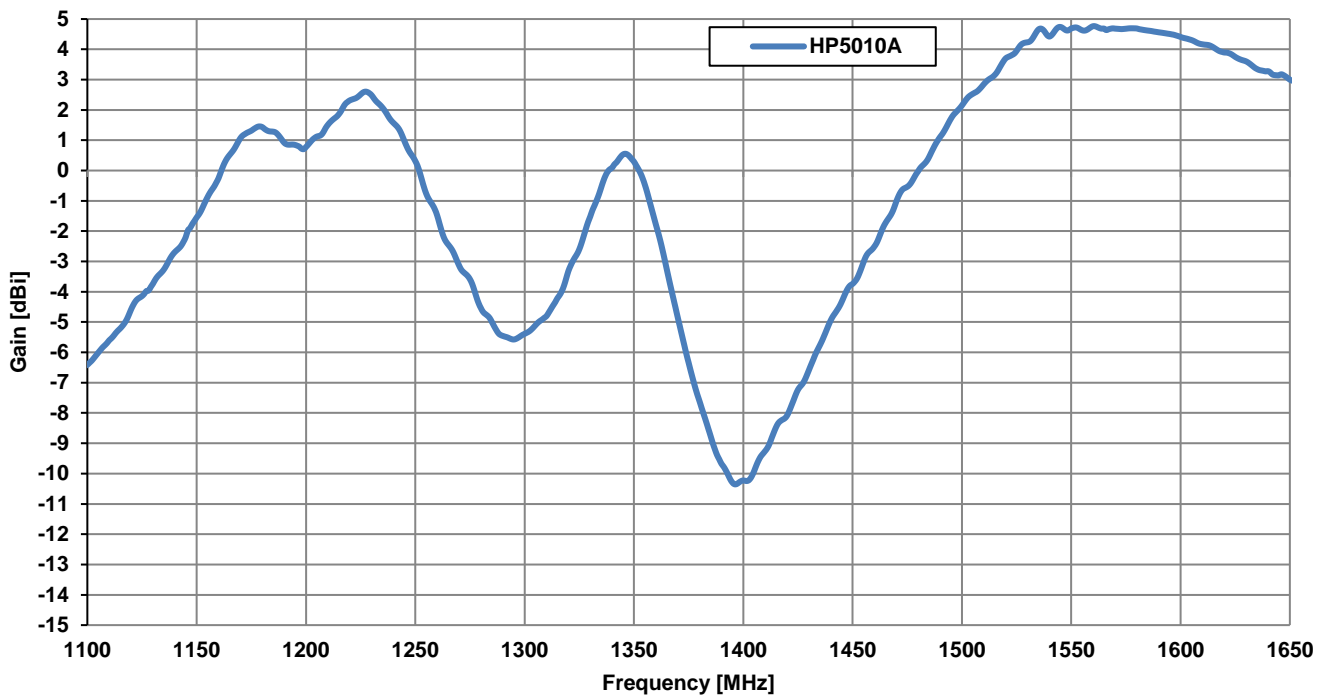
3.3 VSWR



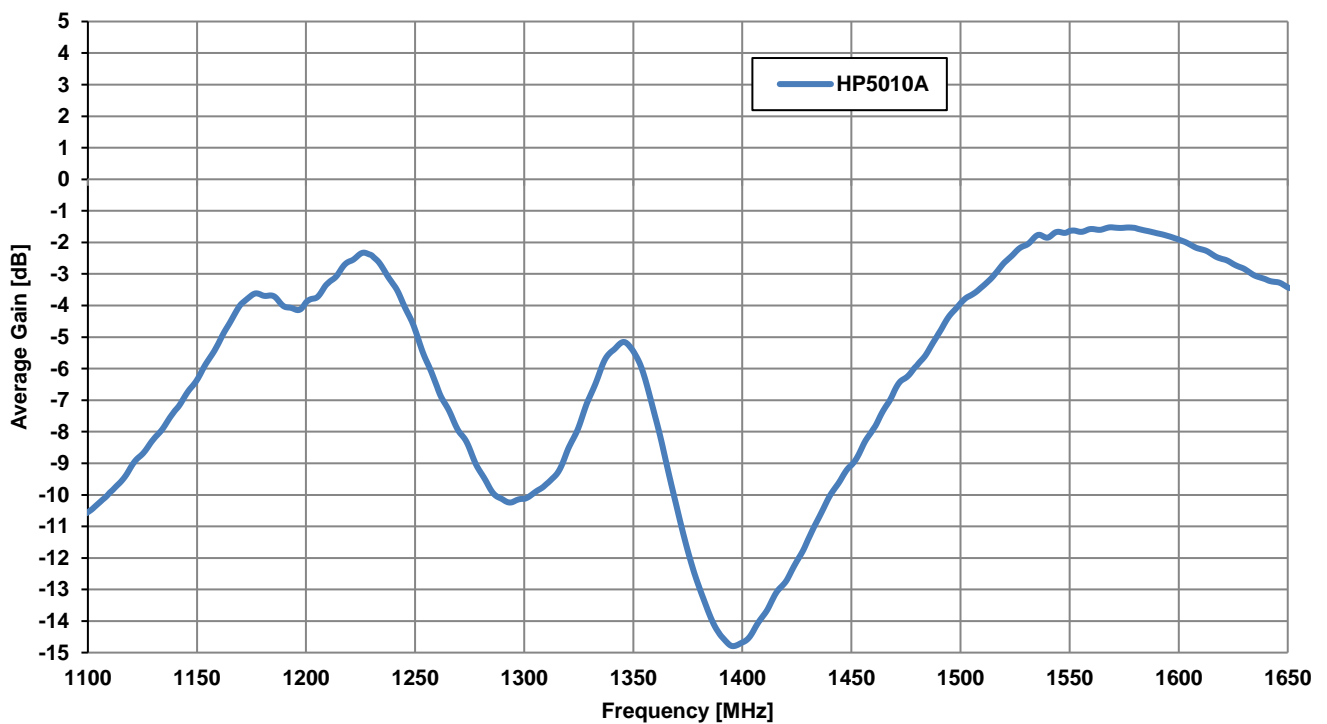
3.4 Efficiency



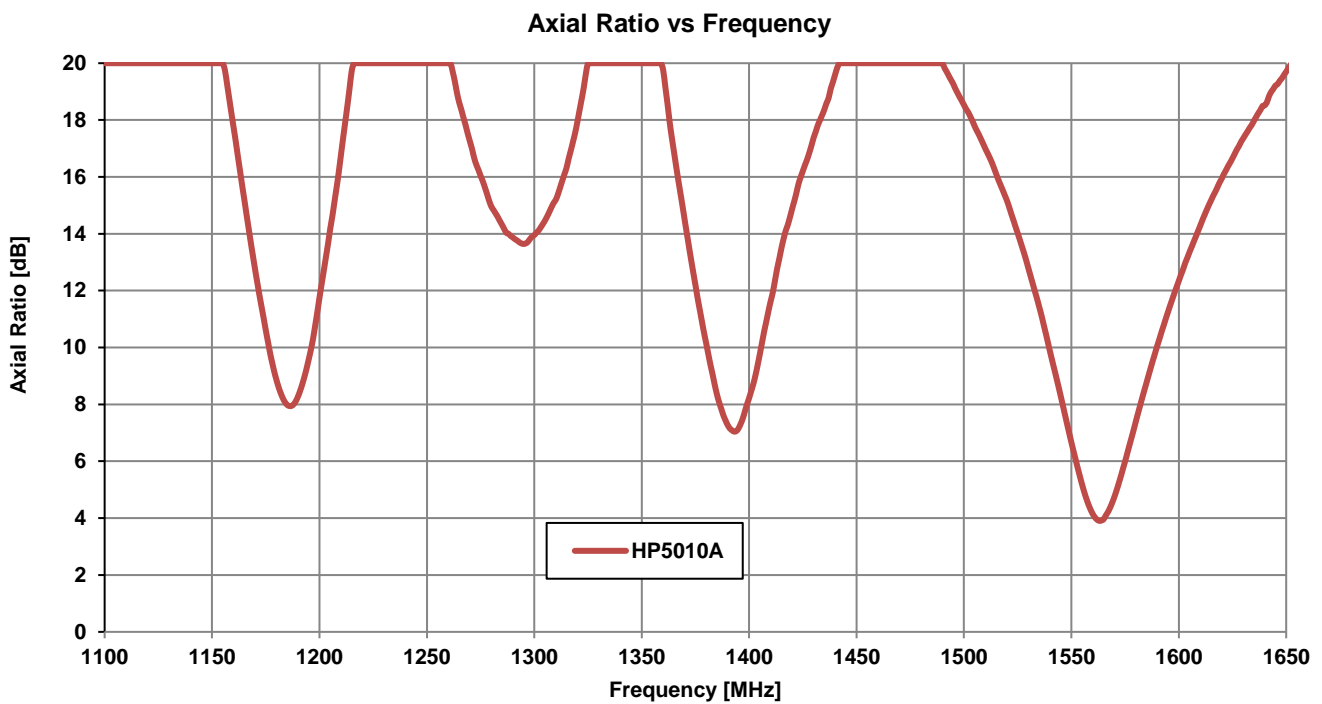
3.5 Peak Gain



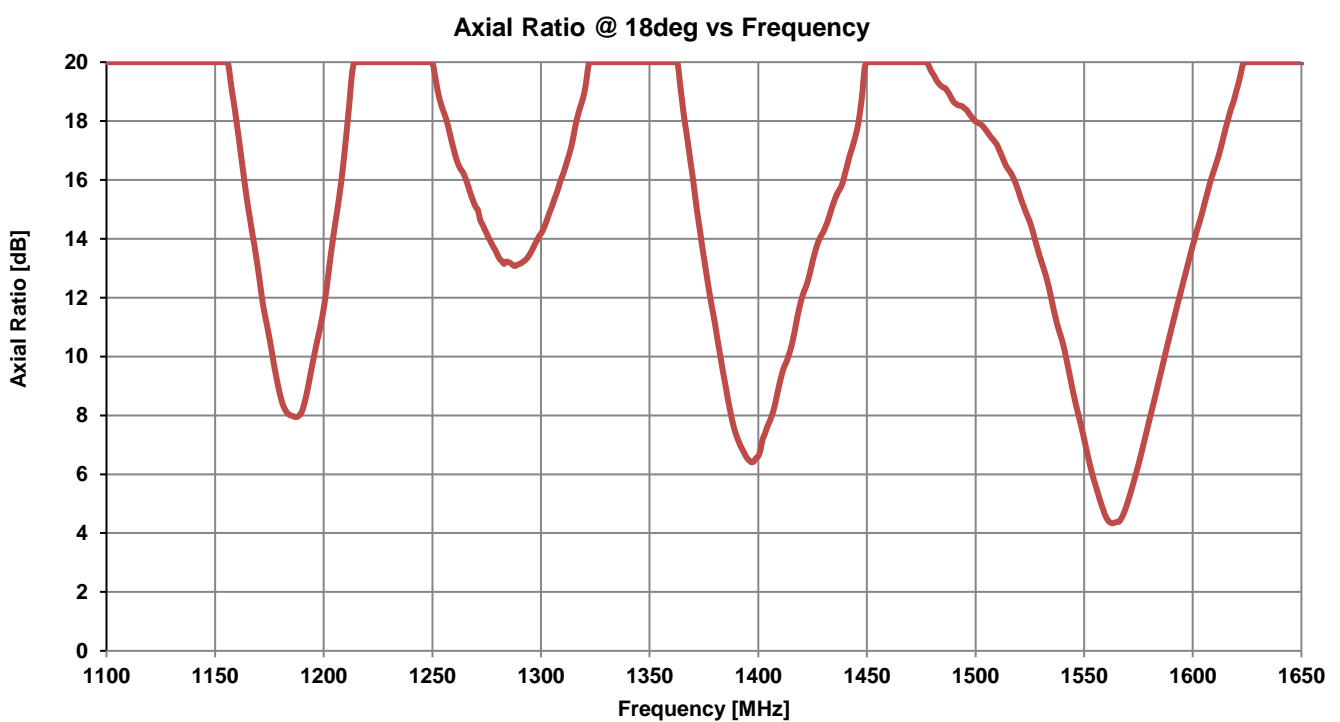
3.6 Average Gain



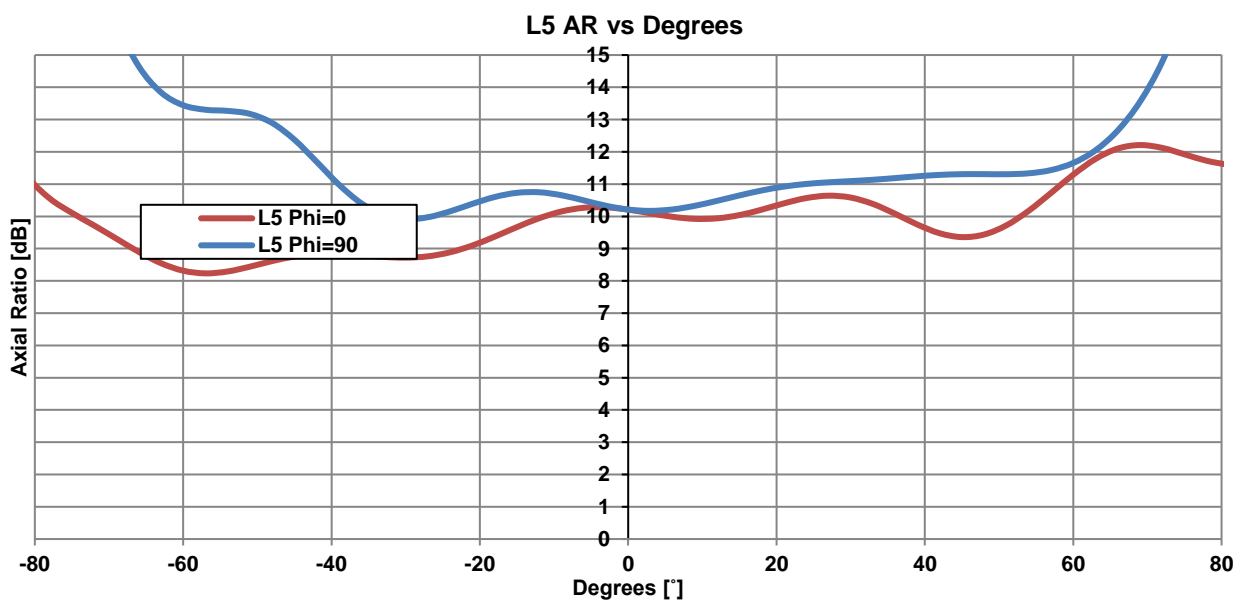
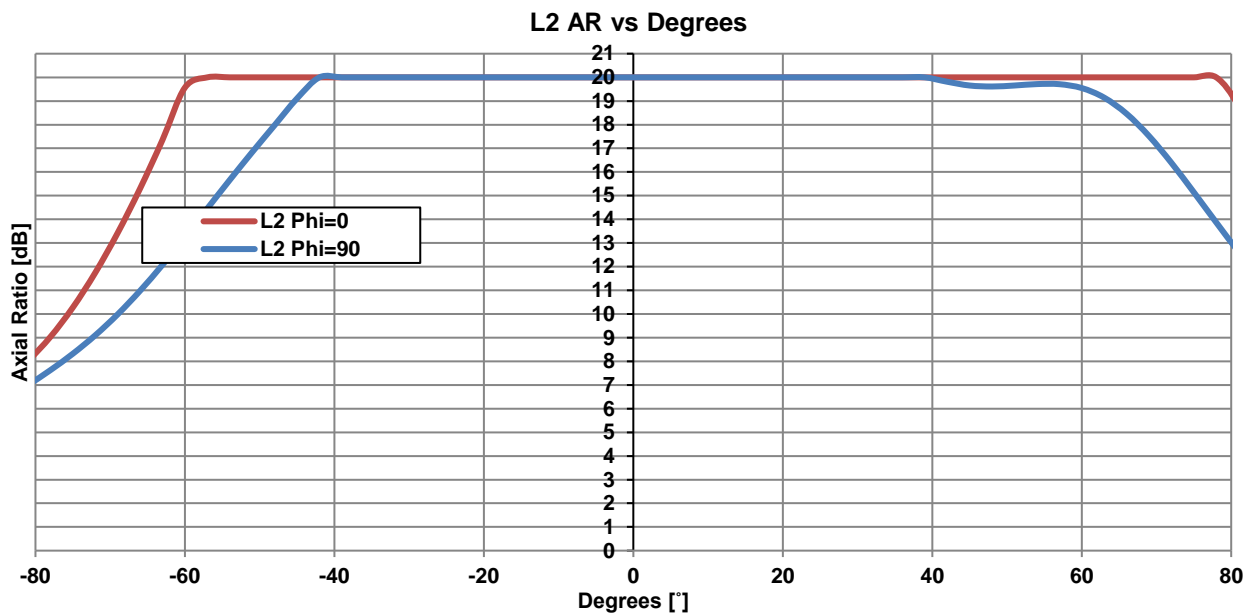
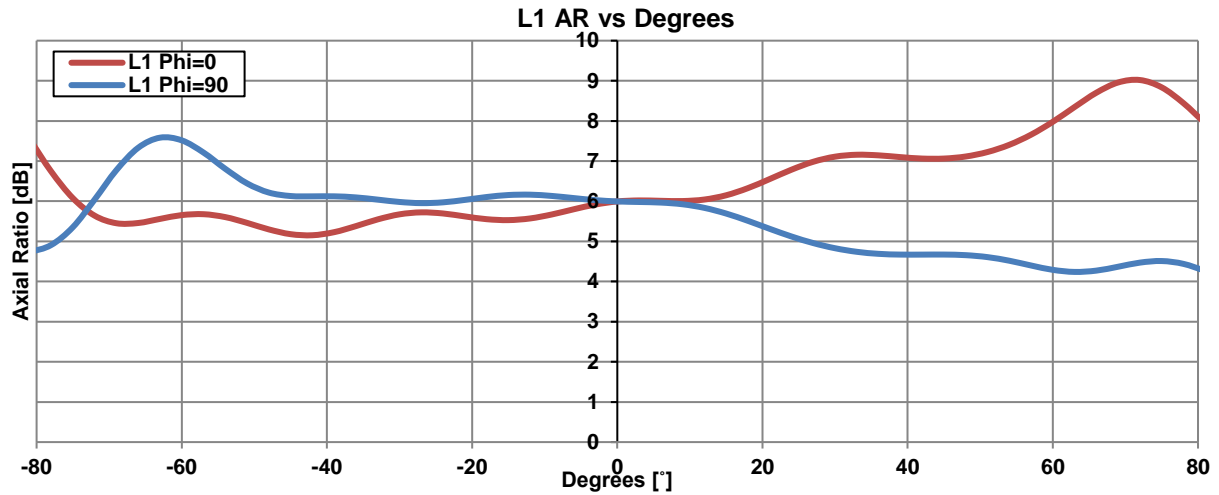
3.7 Axial Ratio @zenith vs Frequency



3.8 Axial Ratio @18deg vs Frequency




3.9 Axial Ratio vs Degrees



4. Radiation Patterns

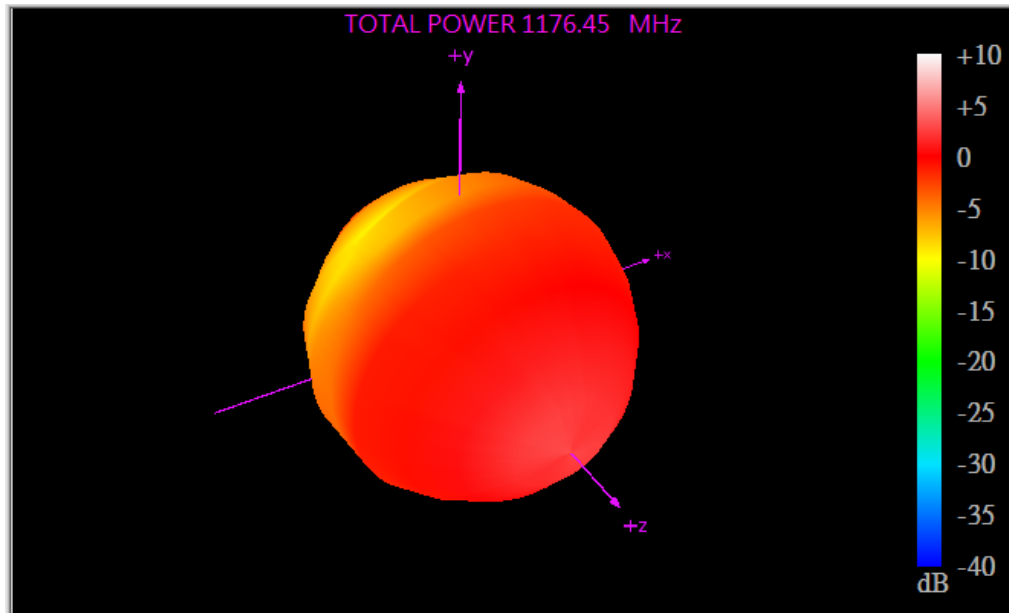
4.1 Test Setup



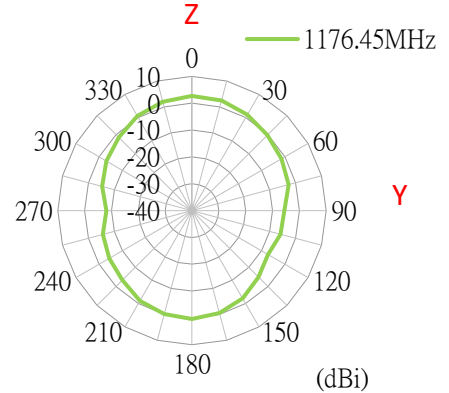
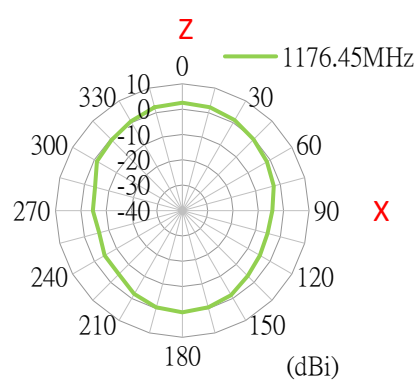
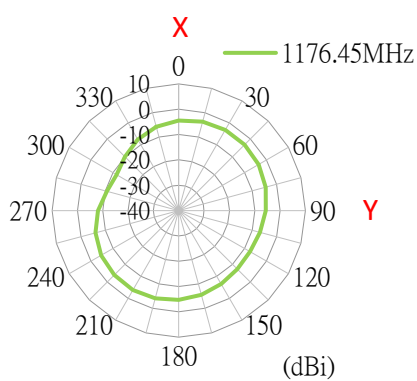
70*70mm Ground Plane

4.2 Passive Antenna Radiation Patterns


1176.45MHz



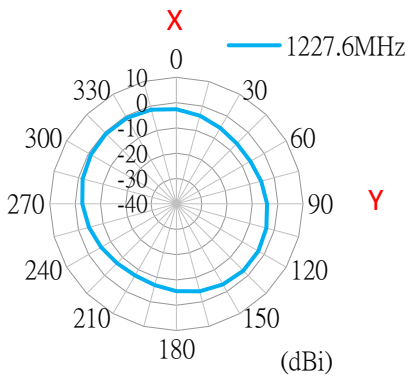
XY Plane XZ Plane YZ Plane



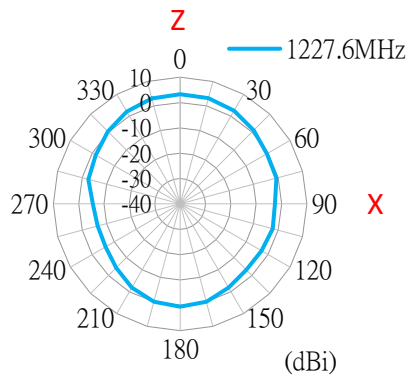
1227.6MHz



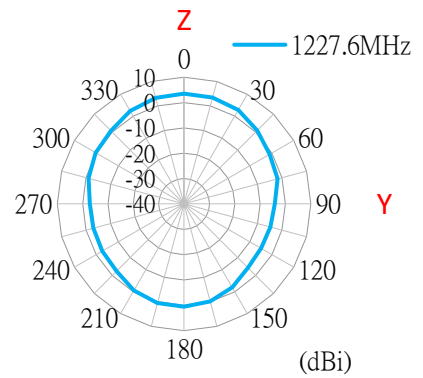
XY Plane



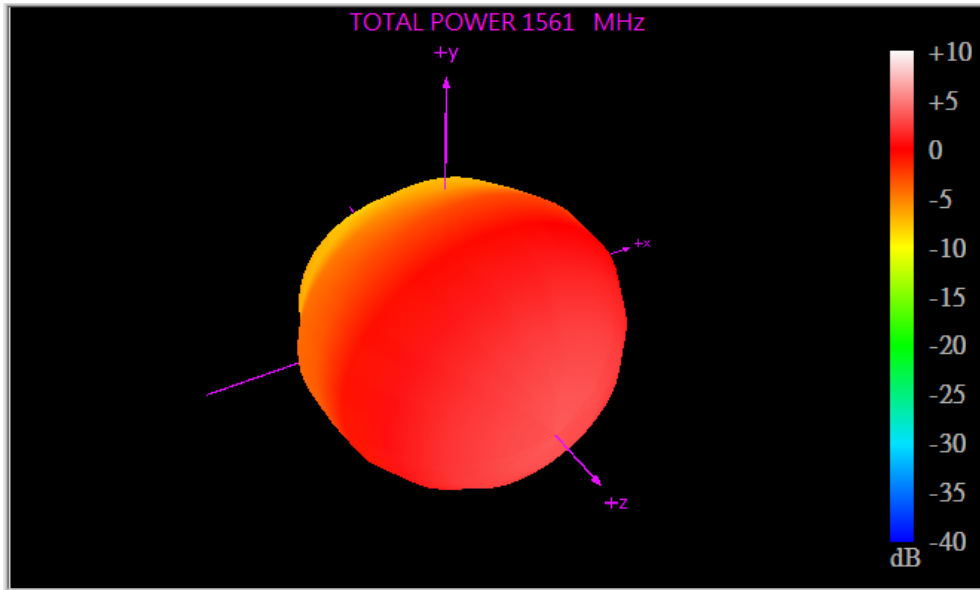
XZ Plane



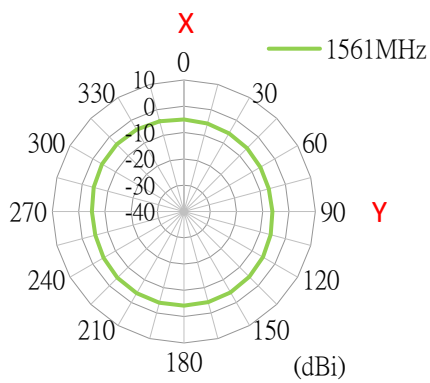
YZ Plane



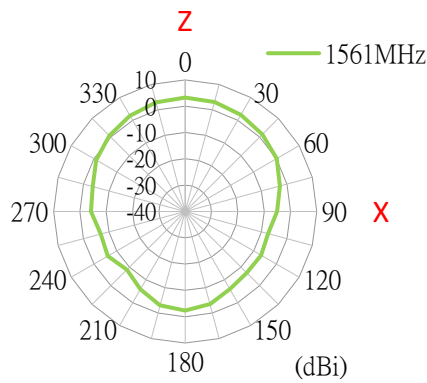
1561MHz



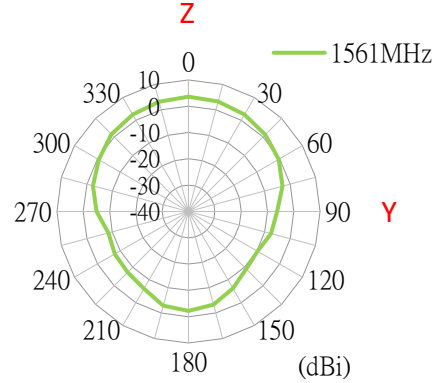
XY Plane



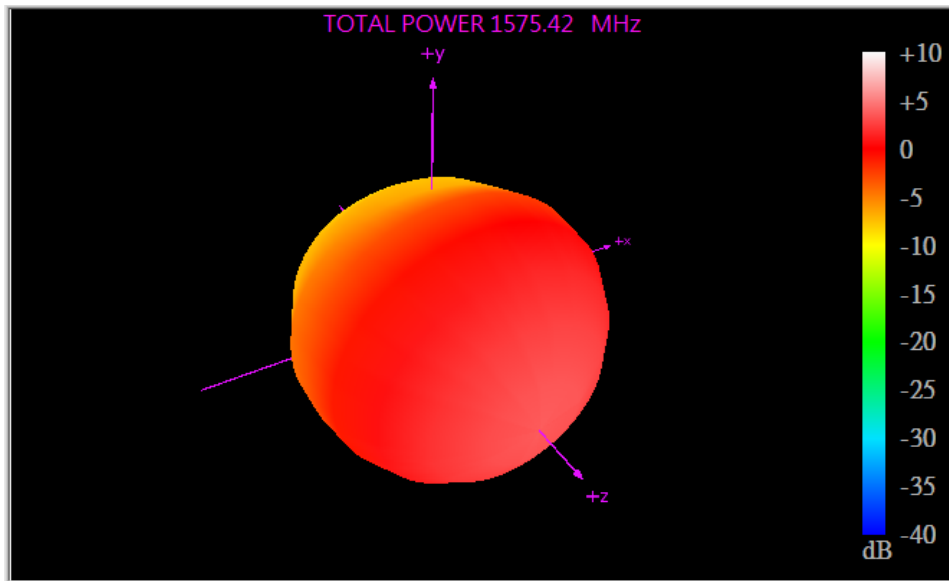
XZ Plane



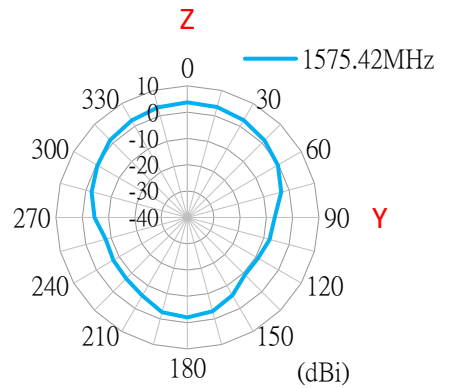
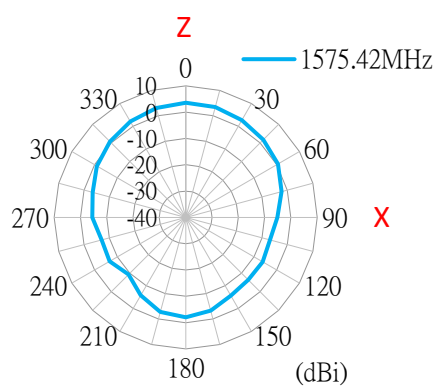
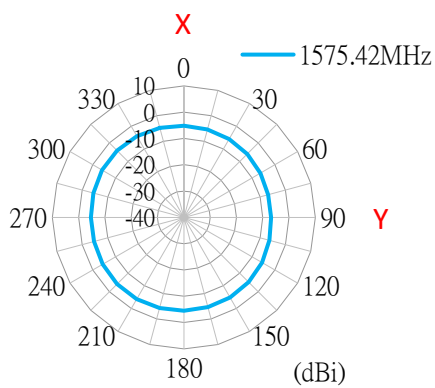
YZ Plane



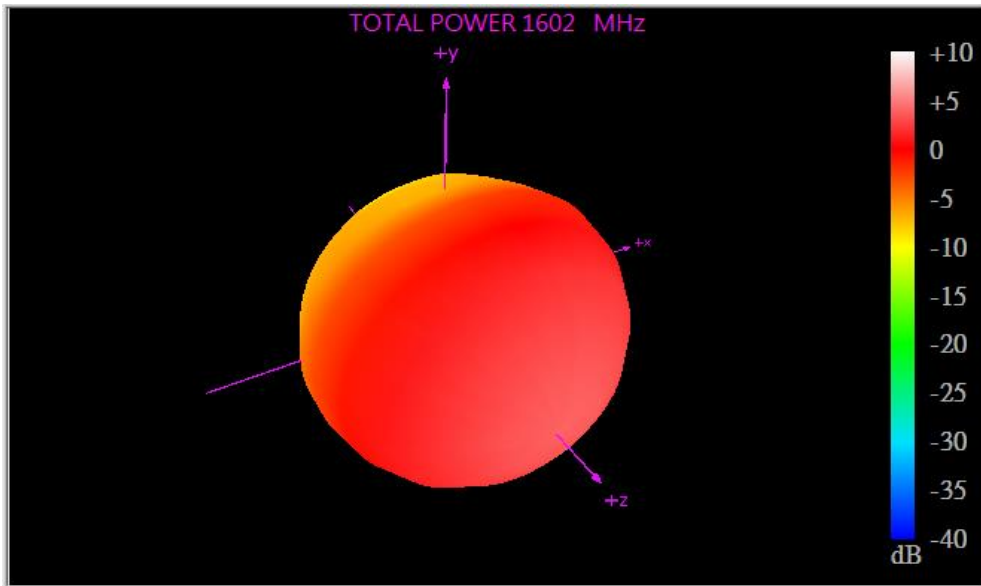
1575.42MHz



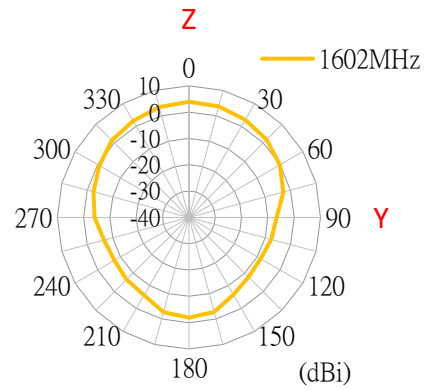
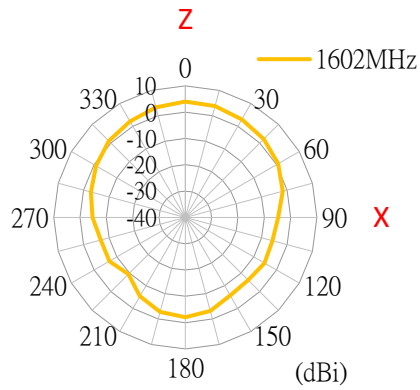
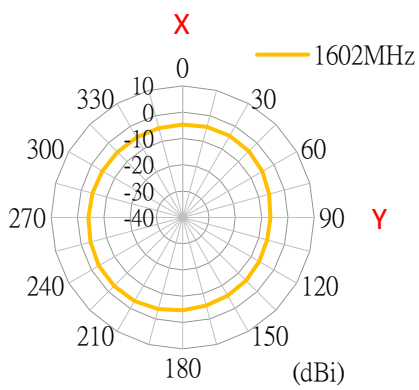
XY Plane XZ Plane YZ Plane



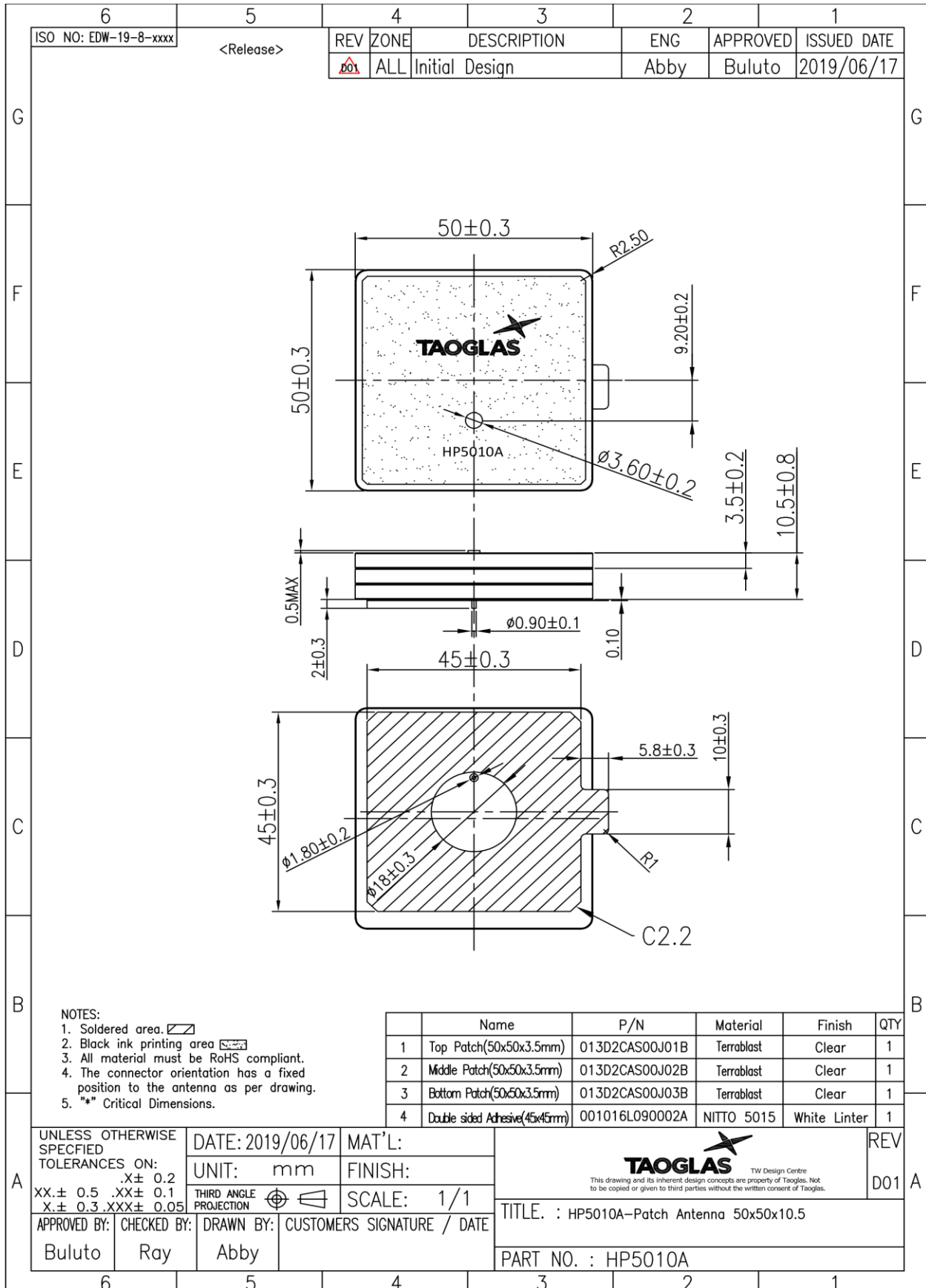
1602MHz



XY Plane XZ Plane YZ Plane

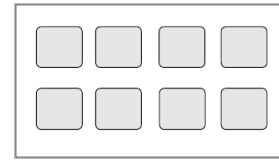


5. Mechanical Drawing (Units: mm)

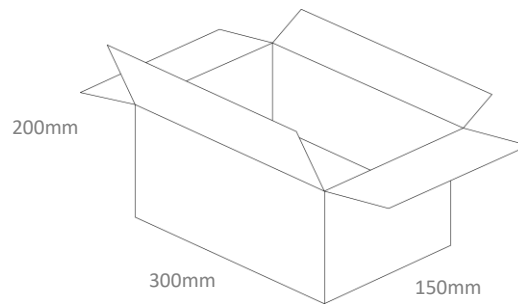


6. Packaging

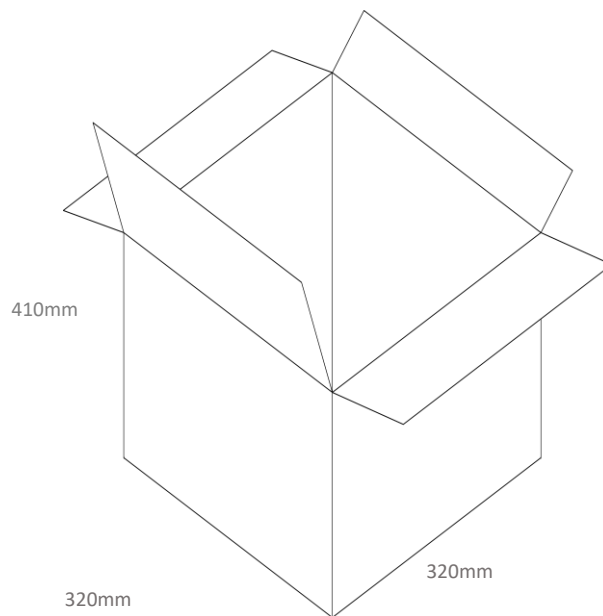
8pcs HP5010A per Tray
Weight – 480g



32pcs HP5010A per Small Box
Dimensions - 300*200*150mm
Weight – 2.1Kg



128pcs HP5010A per Carton
Dimensions - 410*320*320mm
Weight – 8.6Kg



Changelog for the datasheet

SPE-19-8-090 – HP5010A

Revision: C (Current Version)

Date:	2020-03-20
Notes:	Updated RTK Table
Author:	Yu Kai Yeung

Previous Revisions

Revision: B

Date:	2020-01-09
Notes:	Updated Test data
Author:	Jack Conroy

Revision: A (Original First Release)

Date:	2019-06-25
Notes:	
Author:	Jack Conroy



TAOGLAS®

www.taoglas.com



Компания «Океан Электроники» предлагает заключение долгосрочных отношений при поставках импортных электронных компонентов на взаимовыгодных условиях!

Наши преимущества:

- Поставка оригинальных импортных электронных компонентов напрямую с производств Америки, Европы и Азии, а так же с крупнейших складов мира;
- Широкая линейка поставок активных и пассивных импортных электронных компонентов (более 30 млн. наименований);
- Поставка сложных, дефицитных, либо снятых с производства позиций;
- Оперативные сроки поставки под заказ (от 5 рабочих дней);
- Экспресс доставка в любую точку России;
- Помощь Конструкторского Отдела и консультации квалифицированных инженеров;
- Техническая поддержка проекта, помощь в подборе аналогов, поставка прототипов;
- Поставка электронных компонентов под контролем ВП;
- Система менеджмента качества сертифицирована по Международному стандарту ISO 9001;
- При необходимости вся продукция военного и аэрокосмического назначения проходит испытания и сертификацию в лаборатории (по согласованию с заказчиком);
- Поставка специализированных компонентов военного и аэрокосмического уровня качества (Xilinx, Altera, Analog Devices, Intersil, Interpoint, Microsemi, Actel, Aeroflex, Peregrine, VPT, Syfer, Eurofarad, Texas Instruments, MS Kennedy, Miteq, Cobham, E2V, MA-COM, Hittite, Mini-Circuits, General Dynamics и др.);

Компания «Океан Электроники» является официальным дистрибьютором и эксклюзивным представителем в России одного из крупнейших производителей разъемов военного и аэрокосмического назначения «JONHON», а так же официальным дистрибьютором и эксклюзивным представителем в России производителя высокотехнологичных и надежных решений для передачи СВЧ сигналов «FORSTAR».



JONHON

«JONHON» (основан в 1970 г.)

Разъемы специального, военного и аэрокосмического назначения:

(Применяются в военной, авиационной, аэрокосмической, морской, железнодорожной, горно- и нефтедобывающей отраслях промышленности)

«FORSTAR» (основан в 1998 г.)

ВЧ соединители, коаксиальные кабели, кабельные сборки и микроволновые компоненты:

(Применяются в телекоммуникациях гражданского и специального назначения, в средствах связи, РЛС, а так же военной, авиационной и аэрокосмической отраслях промышленности).



Телефон: 8 (812) 309-75-97 (многоканальный)

Факс: 8 (812) 320-03-32

Электронная почта: ocean@oceanchips.ru

Web: <http://oceanchips.ru/>

Адрес: 198099, г. Санкт-Петербург, ул. Калинина, д. 2, корп. 4, лит. А