


Wirewound Resistors, Military, MIL-PRF-26 Qualified, Type RW, Precision Power, Silicone Coated, Axial Lead


FEATURES

- High temperature coating (> 350 °C)
- Complete welded construction
- Qualified to MIL-PRF-26
- Excellent stability in operation (typical resistance shift < 0.5 %)

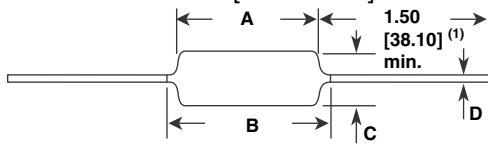
STANDARD ELECTRICAL SPECIFICATIONS						
MILITARY MODEL	VISHAY REFERENCE MODEL	POWER RATING $P_{25\text{ }^\circ\text{C}}$ W CHARACTERISTIC U	POWER RATING $P_{25\text{ }^\circ\text{C}}$ W CHARACTERISTIC V	RESISTANCE RANGE Ω	TOLERANCE \pm %	WEIGHT (typical) g
RW81	G001...380	1.0	-	0.1 to 1K	0.1, 0.5, 1	0.20
RW70	RS01A...300	1.0	-	0.1 to 2.74K	0.1, 0.5, 1	0.34
RW80	G003...380	2.0	-	0.1 to 2.74K	0.1, 0.5, 1	0.34
RW79	RS02B...300	3.0	-	0.1 to 6.49K	0.1, 0.5, 1	0.70
RW69	RS02C...23	-	3.0	0.1 to 2.0K	5, 10	1.6
RW74	RS005...69	5.0	-	0.1 to 24.3K	0.1, 0.5, 1	4.2
RW67	RS005...70	-	6.5	0.1 to 8.2K	5, 10	4.2
RW78	RS010...38	10.0	-	0.1 to 71.5K	0.1, 0.5, 1	9.0
RW68	RS010...39	-	11.0	0.1 to 20K	5, 10	9.0

Note

- RW67, RW68, RW69 available tolerance for these MIL parts is \pm 5 % for 1 Ω and above, \pm 10 % below 1 Ω

TECHNICAL SPECIFICATIONS		
PARAMETER	UNIT	RW RESISTOR CHARACTERISTICS
Temperature Coefficient	ppm/°C	\pm 20 for 10 Ω and above, \pm 50 for 1 Ω to 9.9 Ω , \pm 90 for below 1 Ω
Maximum Working Voltage	V	$(P \times R)^{1/2}$
Insulation Resistance	Ω	1000 M Ω minimum dry, 100 M Ω minimum after moisture test
Solderability	-	MIL-PRF-26 type - meets requirements of ANSI J-STD-002
Operating Temperature Range	°C	Characteristic U = - 65 to + 250, characteristic V = - 65 to + 350

MILITARY PART NUMBER INFORMATION				
Military Part Numbering example: RW80U49R9FB12				
MIL TYPE	CHARACTERISTIC	RESISTANCE VALUE	TOLERANCE CODE	PACKAGING CODE
RW67 RW68 RW69 RW70 RW74 RW78 RW79 RW80 RW81	U = Max. hotspot 275 °C V = Max. hotspot 350 °C	U Characteristic 3 digit significant figure, followed by a multiplier 49R9 = 49.9 Ω 1000 = 100 Ω 1001 = 1000 Ω V Characteristic 2 digit significant figure, followed by a multiplier 4R7 = 4.7 Ω 102 = 1000 Ω	Tolerance for "U" Characteristic only B = \pm 0.1 % D = \pm 0.5 % F = \pm 1.0 % Tolerance for "V" Characteristic is not listed and is as specified by MIL-PRF-26	B12 = Bulk pack S70 = Tape/reel (smaller than 5 W) S73 = Tape/reel (5 W and higher)

DIMENSIONS in inches [millimeters]

Note

(1) On some standard reel pack methods, the leads may be trimmed to a shorter length than shown

MATERIAL SPECIFICATIONS

Element: Copper-nickel alloy or nickel-chrome alloy, depending on resistance value

Core: Ceramic, steatite or alumina, depending on physical size

Coating: Special high temperature silicone

Standard Terminals: 60/40 Sn/Pb coated Copperweld®

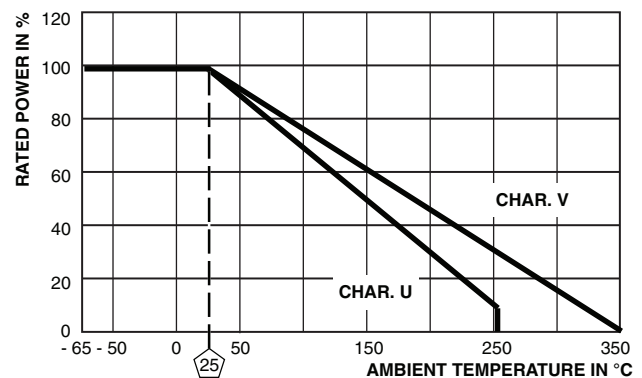
End Caps: Stainless steel

MILITARY MODEL	DIMENSIONS in inches [millimeters]			
	A	B (2) (max.)	C	D
RW81	0.250 ± 0.031 [6.35 ± 0.787]	0.281 [7.14]	0.085 ± 0.020 [2.16 ± 0.508]	0.020 ± 0.002 [0.508 ± 0.051]
RW70 RW80	0.406 ± 0.031 [10.31 ± 0.787]	0.437 [11.10]	0.094 ± 0.031 [2.39 ± 0.787]	0.020 ± 0.002 [0.508 ± 0.051]
RW79	0.560 ± 0.062 [14.22 ± 1.57]	0.622 [15.80]	0.187 ± 0.031 [4.75 ± 0.787]	0.032 ± 0.002 [0.813 ± 0.051]
RW69	0.500 ± 0.062 [12.70 ± 1.57]	0.593 [15.06]	0.218 ± 0.031 [5.54 ± 0.787]	0.032 ± 0.002 [0.813 ± 0.051]
RW74 RW67	0.875 ± 0.062 [22.23 ± 1.57]	1.0 [25.4]	0.312 ± 0.031 [7.92 ± 0.787]	0.040 ± 0.002 [1.02 ± 0.051]
RW78	1.78 ± 0.062 [45.21 ± 1.57]	1.87 [47.50]	0.375 ± 0.031 [9.53 ± 0.787]	0.040 ± 0.002 [1.02 ± 0.051]
RW68	1.875 + 0.063 - 0.125 [47.63 + 1.60 - 3.18]	1.94 [49.28]	0.344 ± 0.094 [8.74 ± 2.39]	0.040 ± 0.002 [1.02 ± 0.051]

Note

(2) B (max.) dimension is clean lead to clean lead

MARKING	
MODELS: RW70, RW74, RW78, RW79, RW80, RW81	MODELS: RW67, RW68, RW69
Characteristic U Tolerance code: B = 01 %, D = 0.5 %, F = 1 %	Characteristic V Tolerance code: Not listed
Example Dale RW80U Model 1001F Characteristic, value 0703 Date code	Example Dale RW68 Model V100 Characteristic, value M0202 Date code

DERATING


PERFORMANCE			
TEST	CONDITIONS OF TEST	TEST LIMITS	
		CHARACTERISTIC U	CHARACTERISTIC V
Thermal Shock	Rated power applied until thermally stable, then a minimum of 15 min at - 55 °C	± (0.2 % + 0.05 Ω) ΔR	± (2.0 % + 0.05 Ω) ΔR
Short Time Overload	5 x rated power (3.75 W and smaller), 10 x rated power (4 W and larger) for 5 s	± (0.2 % + 0.05 Ω) ΔR	± (2.0 % + 0.05 Ω) ΔR
Dielectric Withstanding Voltage	500 V _{RMS} min. (RW70, RW80, RW81), 1000 V _{RMS} for all others, duration of 1 min	± (0.1 % + 0.05 Ω) ΔR	± (0.1 % + 0.05 Ω) ΔR
Low Temperature Storage	- 65 °C for 24 h	± (0.2 % + 0.05 Ω) ΔR	± (2.0 % + 0.05 Ω) ΔR
High Temperature Exposure	250 h at: U = + 250 °C, V = + 350 °C	± (0.5 % + 0.05 Ω) ΔR	± (2.0 % + 0.05 Ω) ΔR
Moisture Resistance	MIL-STD-202 Method 106, 7b not applicable	± (0.2 % + 0.05 Ω) ΔR	± (2.0 % + 0.05 Ω) ΔR
Shock, Specified Pulse	MIL-STD-202 Method 213, 100 g's for 6 ms, 10 shocks	± (0.1 % + 0.05 Ω) ΔR	± (0.2 % + 0.05 Ω) ΔR
Vibration, High Frequency	Frequency varied 10 Hz to 2000 Hz, 20 g peak, 2 directions 6 h each	± (0.1 % + 0.05 Ω) ΔR	± (0.2 % + 0.05 Ω) ΔR
Load Life	2000 h at rated power, + 25 °C, 1.5 h "ON", 0.5 h "OFF"	± (0.5 % + 0.05 Ω) ΔR	± (3.0 % + 0.05 Ω) ΔR
Terminal Strength	Pull test 5 s to 10 s, 5 lb (RW70, RW80, RW81), 10 lb for all others; torsion test - 3 alternating directions, 360° each	± (0.1 % + 0.05 Ω) ΔR	± (1.0 % + 0.05 Ω) ΔR



Disclaimer

ALL PRODUCT, PRODUCT SPECIFICATIONS AND DATA ARE SUBJECT TO CHANGE WITHOUT NOTICE TO IMPROVE RELIABILITY, FUNCTION OR DESIGN OR OTHERWISE.

Vishay Intertechnology, Inc., its affiliates, agents, and employees, and all persons acting on its or their behalf (collectively, "Vishay"), disclaim any and all liability for any errors, inaccuracies or incompleteness contained in any datasheet or in any other disclosure relating to any product.

Vishay makes no warranty, representation or guarantee regarding the suitability of the products for any particular purpose or the continuing production of any product. To the maximum extent permitted by applicable law, Vishay disclaims (i) any and all liability arising out of the application or use of any product, (ii) any and all liability, including without limitation special, consequential or incidental damages, and (iii) any and all implied warranties, including warranties of fitness for particular purpose, non-infringement and merchantability.

Statements regarding the suitability of products for certain types of applications are based on Vishay's knowledge of typical requirements that are often placed on Vishay products in generic applications. Such statements are not binding statements about the suitability of products for a particular application. It is the customer's responsibility to validate that a particular product with the properties described in the product specification is suitable for use in a particular application. Parameters provided in datasheets and/or specifications may vary in different applications and performance may vary over time. All operating parameters, including typical parameters, must be validated for each customer application by the customer's technical experts. Product specifications do not expand or otherwise modify Vishay's terms and conditions of purchase, including but not limited to the warranty expressed therein.

Except as expressly indicated in writing, Vishay products are not designed for use in medical, life-saving, or life-sustaining applications or for any other application in which the failure of the Vishay product could result in personal injury or death. Customers using or selling Vishay products not expressly indicated for use in such applications do so at their own risk. Please contact authorized Vishay personnel to obtain written terms and conditions regarding products designed for such applications.

No license, express or implied, by estoppel or otherwise, to any intellectual property rights is granted by this document or by any conduct of Vishay. Product names and markings noted herein may be trademarks of their respective owners.

Material Category Policy

Vishay Intertechnology, Inc. hereby certifies that all its products that are identified as RoHS-Compliant fulfill the definitions and restrictions defined under Directive 2011/65/EU of The European Parliament and of the Council of June 8, 2011 on the restriction of the use of certain hazardous substances in electrical and electronic equipment (EEE) - recast, unless otherwise specified as non-compliant.

Please note that some Vishay documentation may still make reference to RoHS Directive 2002/95/EC. We confirm that all the products identified as being compliant to Directive 2002/95/EC conform to Directive 2011/65/EU.

Vishay Intertechnology, Inc. hereby certifies that all its products that are identified as Halogen-Free follow Halogen-Free requirements as per JEDEC JS709A standards. Please note that some Vishay documentation may still make reference to the IEC 61249-2-21 definition. We confirm that all the products identified as being compliant to IEC 61249-2-21 conform to JEDEC JS709A standards.

Компания «Океан Электроники» предлагает заключение долгосрочных отношений при поставках импортных электронных компонентов на взаимовыгодных условиях!

Наши преимущества:

- Поставка оригинальных импортных электронных компонентов напрямую с производств Америки, Европы и Азии, а так же с крупнейших складов мира;
- Широкая линейка поставок активных и пассивных импортных электронных компонентов (более 30 млн. наименований);
- Поставка сложных, дефицитных, либо снятых с производства позиций;
- Оперативные сроки поставки под заказ (от 5 рабочих дней);
- Экспресс доставка в любую точку России;
- Помощь Конструкторского Отдела и консультации квалифицированных инженеров;
- Техническая поддержка проекта, помощь в подборе аналогов, поставка прототипов;
- Поставка электронных компонентов под контролем ВП;
- Система менеджмента качества сертифицирована по Международному стандарту ISO 9001;
- При необходимости вся продукция военного и аэрокосмического назначения проходит испытания и сертификацию в лаборатории (по согласованию с заказчиком);
- Поставка специализированных компонентов военного и аэрокосмического уровня качества (Xilinx, Altera, Analog Devices, Intersil, Interpoint, Microsemi, Actel, Aeroflex, Peregrine, VPT, Syfer, Eurofarad, Texas Instruments, MS Kennedy, Miteq, Cobham, E2V, MA-COM, Hittite, Mini-Circuits, General Dynamics и др.);

Компания «Океан Электроники» является официальным дистрибьютором и эксклюзивным представителем в России одного из крупнейших производителей разъемов военного и аэрокосмического назначения «JONHON», а так же официальным дистрибьютором и эксклюзивным представителем в России производителя высокотехнологичных и надежных решений для передачи СВЧ сигналов «FORSTAR».



JONHON

«JONHON» (основан в 1970 г.)

Разъемы специального, военного и аэрокосмического назначения:

(Применяются в военной, авиационной, аэрокосмической, морской, железнодорожной, горно- и нефтедобывающей отраслях промышленности)

«FORSTAR» (основан в 1998 г.)

ВЧ соединители, коаксиальные кабели,
кабельные сборки и микроволновые компоненты:

(Применяются в телекоммуникациях гражданского и специального назначения, в средствах связи, РЛС, а так же военной, авиационной и аэрокосмической отраслях промышленности).



Телефон: 8 (812) 309-75-97 (многоканальный)

Факс: 8 (812) 320-03-32

Электронная почта: ocean@oceanchips.ru

Web: <http://oceanchips.ru/>

Адрес: 198099, г. Санкт-Петербург, ул. Калинина, д. 2, корп. 4, лит. А