

Intel® Server Board S1600JP Family

Intel® Server System R1600JP Family

Spares/Accessories List and Configuration Guide



A reference guide to assist customers in ordering the necessary components to configure the Intel® Server Board S1600JP and the appropriate 1U Intel Rack Mount Server Systems



Revision 1.05

Feb 2013

Enterprise Platforms and Services Marketing

Revision History

September '12 – Rev 0.8 – Production draft

October '12 – Rev 0.9 – First publication

October '12 – Rev 1.0 – picture and description updates

December '12 – Rev 1.01 – removed PDA'd SW products

Feb '13 – Rev 1.05 – changes in HS spare info and added missing PS spare info

INFORMATION IN THIS DOCUMENT IS PROVIDED IN CONNECTION WITH INTEL® PRODUCTS. NO LICENSE, EXPRESS OR IMPLIED, BY ESTOPPEL OR OTHERWISE, TO ANY INTELLECTUAL PROPERTY RIGHTS IS GRANTED BY THIS DOCUMENT. EXCEPT AS PROVIDED IN INTEL'S TERMS AND CONDITIONS OF SALE FOR SUCH PRODUCTS, INTEL ASSUMES NO LIABILITY WHATSOEVER, AND INTEL DISCLAIMS ANY EXPRESS OR IMPLIED WARRANTY, RELATING TO SALE AND/OR USE OF INTEL PRODUCTS INCLUDING LIABILITY OR WARRANTIES RELATING TO FITNESS FOR A PARTICULAR PURPOSE, MERCHANTABILITY, OR INFRINGEMENT OF ANY PATENT, COPYRIGHT OR OTHER INTELLECTUAL PROPERTY RIGHT.

Intel products are not intended for use in medical, life saving, life sustaining applications. Intel may make changes to specifications and product descriptions at any time, without notice.

Intel server boards, server chassis, and processors may contain design defects or errors known as errata, which may cause the product to deviate from published specifications. Current characterized errata are available on request.

Intel, Intel Xeon, Pentium, and the Intel logo are trademarks or registered trademarks of Intel Corporation or its subsidiaries in the United States and other countries.

*Other names and brands may be claimed as the property of others.

Copyright © 2012, Intel Corporation



Table of Contents:

| | |
|---|-------------------------------------|
| 1. SYSTEM PRODUCT ORDER CODES | 5 |
| 1.1 PRODUCT DESCRIPTIONS – OVERVIEW..... | 5 |
| 1.2 SUMMARY CHART | 5 |
| 1.3 AVAILABLE PRODUCTION BOARD ORDER CODES | 6 |
| 1.4 AVAILABLE PRODUCTION SYSTEM ORDER CODES | 7 |
| 2. SPARES AND ACCESSORIES ORDER CODES | 10 |
| 2.1 GENERAL SPARES AND ACCESSORIES..... | 10 |
| 2.2 DYNAMIC KEY SPARES AND ACCESSORIES..... | 17 |
| 2.3 INTEGRATED 6GB/S SAS:..... | 18 |
| 2.4 EXPANSION MODULES: IO MODULE, SAS MODULE | 19 |
| 2.5 SERVICE: ON-SITE REPAIR, EXTENDED WARRANTY..... | 21 |
| 2.6 VMWARE PRODUCT DESCRIPTIONS – OVERVIEW | ERROR! BOOKMARK NOT DEFINED. |
| 2.7 VMWARE VSPHERE* AND VCENTER* SERVER SKUS..... | ERROR! BOOKMARK NOT DEFINED. |

1. System Product Order Codes

1.1 Product Descriptions – Overview

System Product based on the Intel® Server Board S1600JP will be offered in variety of options to provide the most flexibility and I/O capability for customer.

Integrated systems include drive carriers and power supplies for a specific configuration.

The Intel® Server Board S1600JP will only be offered in bulk 10-packs outside of configured systems.

1.2 Summary chart

For a quick overview, all configuration options are summarized on below chart. Reference details below in this document for MM numbers, configuration details and product order codes.

Intel® Server Chassis and Systems shipped to the US & Canada will contain North American power cords. North American customers no longer need to order skus ending in “NA” to receive power cords on these products.

1U Intel® Server Systems:

| Product Code | HDD | # of HDD | Power Supply | I/O Riser Config | Rails Inc. | Storage Upgrade Key | Available | RAID | RMM Inc. | Launch |
|--------------|-----|----------|--------------|----------------------|------------|---------------------|-----------|------|----------|--------|
| R1304JP4GS | 3.5 | 4 | 1 x 750W AC | 1x16 FHFL 1x16 LP | Value | N/A | 4 SATA | SW | No | Q1'13 |
| R1304JP4OC | 3.5 | 4 | 2 x 450W AC | 2x8 FHFL 1x16 LP | Value | N/A | 4 SATA | SW | No | Q1'13 |
| R1304JP4TC | 3.5 | 4 | 2 x 450W DC | 2x8 FHFL 1x16 LP | Value | N/A | 4 SATA | SW | No | Q1'13 |
| R1208JP4GS | 2.5 | 8 | 1 x 750W AC | 1x16 FHFL 1x16 LP | Value | N/A | 8 SATA | SW | No | Q1'13 |
| R1208JP4OC | 2.5 | 8 | 2 x 450W AC | 2x8 FHFL 1x16 LP | Value | N/A | 8 SATA | SW | No | Q1'13 |
| R1208JP4TC | 2.5 | 8 | 2 x 450W DC | 2x8 FHFL 1x16 LP | Value | N/A | 8 SATA | SW | No | Q1'13 |

Board:



| Product code | Board Form Factor | Ethernet | Storage Port configuration | Rear IOM riser / carrier | RMM4 Lite Key | Intel® RAID C600 Upgrade Key | Launch |
|--------------|-------------------|-----------|---|--------------------------|---------------|------------------------------|----------------|
| BBS1600JP4 | 6.8" W x 13.8" L | Quad 1GbE | 4x 3Gb SATA/SAS (mini-SAS conn) from SCU 4x 3Gb SATA (7-pin conn) from SATA controller 2x 6Gb SATA (7-pin conn) from AHCI | Not included | Not included | Not included | Nov'12 |
| BBS1600JP2 | 6.8" W x 13.8" L | Dual 1GbE | 4x 3Gb SATA/SAS (mini-SAS conn) from SCU 4x 3Gb SATA (7-pin conn) from SATA controller 2x 6Gb SATA (7-pin conn) from AHCI | Not included | Not included | Not included | Build To Order |



1.3 Available Production Board order codes

| Image | Product Code MM UPC EAN MOQ | Description |
|--|--|---|
|  <p>*Quad NIC board shown</p> | <p>BBS1600JP4 923163 00735858253178 5032037046190 10</p> | <p>Production Intel® Server Board S1600JP4 (OEM 10-pack version)</p> <ul style="list-style-type: none"> - 6.8" W x 13.8" L - 8x DIMMs support DDR3/DDR3L LR/U/R-DIMMs - 4x 3Gb/s SATA/SAS ports (mini-SAS connector) from SCU, 4x 3Gb/s SATA ports (7-pin connector) from SATA controller, 2x 6Gb/s SATA ports from AHCI (one supports SATA DOM) - 2 PCIe3 x16 and 1 PCIe3 x8 capable slots (not PCIe Sig compatible) - Quad 1GbE - Compatible with Intel® Xeon® processor E5-2600 and E5-1600 series. <p>Note: Bulk 10 Pack does not contain I/O shields, multiple CDs, or multiple pieces of documentation and is intended for large customers only</p> |
|  <p>*Quad NIC board shown</p> | <p>BBS1600JP2 923164 00735858253185 5032037046206 10</p> | <p>Production Intel® Server Board S1600JP2 (OEM 10-pack version) (Note this SKU is Build to Order only)</p> <ul style="list-style-type: none"> - 6.8" W x 13.8" L - 8x DIMMs support DDR3/DDR3L LR/U/R-DIMMs - 4x 3Gb/s SATA/SAS ports (mini-SAS connector) from SCU, 4x 3Gb/s SATA ports (7-pin connector) from SATA controller, 2x 6Gb/s SATA ports from AHCI (one supports SATA DOM) - 2 PCIe3 x16 and 1 PCIe3 x8 riser slots - Dual 1GbE - Compatible with Intel® Xeon® processor E5-2600 and E5-1600 series. <p>Note: Bulk 10 Pack does not contain I/O shields, multiple CDs, or multiple pieces of documentation and is intended for large customers only</p> |

1.4 Available Production System order codes






| Image | Product Code MM UPC EAN MOQ | Description |
|---|---|--|
|  <p data-bbox="240 1024 370 1056">*Demo only</p> | <p data-bbox="548 594 735 625">R1304JP4GS</p> <p data-bbox="589 657 695 688">923168</p> <p data-bbox="540 720 743 751">735858254892</p> <p data-bbox="540 783 751 814">5032037047715</p> <p data-bbox="630 846 654 877">1</p> | <p data-bbox="784 331 1401 363">The Production Intel® Server System R1304JP4GS</p> <ul data-bbox="784 373 1515 1045" style="list-style-type: none"> - Intel® Server Board S1600JP4 in 1U chassis (R1000JP4) - Max CPU TDP supported – 135W with optional FXXCA84X106HS accessory and configuration limitations, please refer to Technical Product Specification - Standard control panel (board FXXFPANEL) - Front 1x VGA and 2x USB in dedicated tray - ODD bay for CD/DVD drive support - 4x3.5" (and 2.5" SSDs) HS HDD support (carriers FXX35HSADPB included, backplane FR1304HSBP) - Two risers: 1x16 PCIe FHFL slot (F1UJPMICRISER) for double width addin card, 1x16 PCIe Low-profile slot (F1UJP1X16RISER) - 5x 4056 dual rotor fans (F1UJPFAN) - 1U passive heatsinks (FXXE84X106HS) - Two airducts: one for CPU and memory, one for double width addin card - 750W PSU Power distribution board (F1UJP750WPDB) - Single 750W AC PSU (FXX750PCRPS) - Pre-routed cables (including MIC power cable) - Basic rack rail (AXXELVRAIL) <p data-bbox="784 1045 1515 1108"><i>There are no additional required components to make this system functional – just add processors, memory, and HDDs.</i></p> <p data-bbox="784 1108 1515 1192"><i>Note: No Slot 2 Riser is not included, choose between A1UJPRMM4IOM and A1UJP6GKIT for supporting IOMs or SAS Module</i></p> |
|  <p data-bbox="240 1854 370 1885">*Demo only</p> | <p data-bbox="548 1423 735 1455">R1208JP4GS</p> <p data-bbox="589 1486 695 1518">923169</p> <p data-bbox="540 1549 743 1581">735858254908</p> <p data-bbox="540 1612 751 1644">5032037047722</p> <p data-bbox="630 1686 654 1717">1</p> | <p data-bbox="784 1203 1401 1234">The Production Intel® Server System R1208JP4GS</p> <ul data-bbox="784 1245 1515 1917" style="list-style-type: none"> - Intel® Server Board S1600JP4 in 1U chassis (R1000JP4) - Max CPU TDP supported – 135W with optional FXXCA84X106HS accessory and configuration limitations, please refer to Technical Product Specification - Standard control panel (board FXXFPANEL) - Front 1x VGA and 2x USB in dedicated tray - ODD bay for CD/DVD drive support - 8x2.5" HS HDD support (carriers FXX25HSCAR included, backplane F1U8X25HSBP) - Two risers: 1x16 PCIe FHFL slot (F1UJPMICRISER) for double width addin card, 1x16 PCIe Low-profile slot (F1UJP1X16RISER) - 5x 4056 dual rotor fans (F1UJPFAN) - 1U passive heatsinks (FXXE84X106HS) - Two airducts: one for CPU and memory, one for GPGPU/MIC - 750W PSU Power distribution board (F1UJP750WPDB) - Single 750W AC PSU (FXX750PCRPS) - Pre-routed cables (including MIC power cable) - Basic rack rail (AXXELVRAIL) <p data-bbox="784 1917 1515 1980"><i>There are no additional required components to make this system functional – just add processors, memory, and HDDs.</i></p> |

| | | |
|---|---|---|
| | | <p><i>Note: No Slot 2 Riser is not included, choose between A1UJPRMM4IOM and A1UJP6GKIT for supporting IOMs or SAS Module</i></p> |
|  | <p>R1304JP4OC 923165 735858254878 5032037047692 1</p> | <p>The Production Intel® Server System R1304JP4OC</p> <ul style="list-style-type: none"> - Intel® Server Board S1600JP4 in 1U chassis (R1000JP4) - Max CPU TDP supported – 135W with FXXCA84X106HS and configuration limitations, please reference Technical Product Specification - Standard control panel (board FXXFPANEL) - Front 1x VGA and 2x USB in dedicated tray - ODD bay for CD/DVD drive support - 4x3.5" (and 2.5" SSDs) HS HDD support (carriers FXX35HSADPB included, backplane FR1304HSBP) - Two risers: 2x8 PCIe FHFL slot (F1UJP2X8RISER) , 1x16 PCIe Low-profile slot (F1UJP1X16RISER) - 4x 4056 dual rotor fans (F1UJPFAN) - 1U passive heatsinks (FXXEA84X106HS) - One airducts for CPU and memory - 450W AC PSU Power distribution board (F1U450WPDB) - Two 450W AC PSU (F1U450WPSU) - Pre-routed cables - Basic rack rail (AXXELVRAIL) <p><i>There are no additional required components to make this system functional – just add processors, memory, and HDDs.</i></p> <p><i>Note: No Slot 2 Riser is not included, choose between A1UJPRMM4IOM and A1UJP6GKIT for supporting IOMs or SAS Module</i></p> |
|  | <p>R1208JP4OC 923166 735858254885 5032037047708 1</p> | <p>The Production Intel® Server System R1208JP4OC</p> <ul style="list-style-type: none"> - Intel® Server Board S1600JP4 in 1U chassis (R1000JP4) - Max CPU TDP supported – 135W with FXXCA84X106HS and configuration limitations, please reference Technical Product Specification - Standard control panel (board FXXFPANEL) - Front 1x VGA and 2x USB in dedicated tray - ODD bay for CD/DVD drive support - 8x2.5" HS HDD support (carriers FXX25HSCAR included, backplane F1U8X25HSBP) - Two risers: 2x8 PCIe FHFL slot (F1UJP2X8RISER) , 1x16 PCIe Low-profile slot (F1UJP1X16RISER) - 4x 4056 dual rotor fans (F1UJPFAN) - 1U passive heatsinks (FXXEA84X106HS) - One airducts for CPU and memory - 450W AC PSU Power distribution board (F1U450WPDB) - Two 450W AC PSU (F1U450WPSU) - Pre-routed cables - Basic rack rail (AXXELVRAIL) <p><i>There are no additional required components to make this system functional – just add processors, memory, and HDDs.</i></p> <p><i>Note: No Slot 2 Riser is not included, choose between A1UJPRMM4IOM and A1UJP6GKIT for supporting IOMs or SAS Module</i></p> |

| | | |
|---|---|--|
|  | <p>R1304JP4TC</p> <p>923170</p> <p>735858254915</p> <p>5032037047739</p> <p>1</p> | <p>The Production Intel® Server System R1304JP4TC</p> <ul style="list-style-type: none"> - Intel® Server Board S1600JP4 in 1U chassis (R1000JP4) - Max CPU TDP supported – 135W with FXXCA84X106HS and configuration limitations, please reference Technical Product Specification - Standard control panel (board FXXFPANEL) - Front 1x VGA and 2x USB in dedicated tray - ODD bay for CD/DVD drive support - 4x3.5" (and 2.5" SSDs) HS HDD support (carriers FXX35HSADPB included, backplane FR1304HSBP) - Two risers: 2x8 PCIe FHFL slot (F1UJP2X8RISER) , 1x16 PCIe Low-profile slot (F1UJP1X16RISER) - 4x 4056 dual rotor fans (F1UJPFAN) - 1U passive heatsinks (FXXEA84X106HS) - One airducts for CPU and memory - 450W DC PSU Power distribution board (FXX450WDCPDB) - Two 450W DC PSU (F1U450WDCPS) - Pre-routed cables - Basic rack rail (AXXELVRAIL) <p><i>There are no additional required components to make this system functional – just add processors, memory, and HDDs.</i></p> <p><i>Note: No Slot 2 Riser is not included, choose between A1UJPRMM4IOM and A1UJP6GKIT for supporting IOMs or SAS Module</i></p> |
|  | <p>R1208JP4TC</p> <p>923172</p> <p>735858254922</p> <p>5032037047746</p> <p>1</p> | <p>The Production Intel® Server System R1208JP4TC</p> <ul style="list-style-type: none"> - Intel® Server Board S1600JP4 in 1U chassis (R1000JP4) - Max CPU TDP supported – 135W with FXXCA84X106HS and configuration limitations, please reference Technical Product Specification - Standard control panel (board FXXFPANEL) - Front 1x VGA and 2x USB in dedicated tray - ODD bay for CD/DVD drive support - 8x2.5" HS HDD support (carriers FXX25HSCAR included, backplane F1U8X25HSBP) - Two risers: 2x8 PCIe FHFL slot (F1UJP2X8RISER) , 1x16 PCIe Low-profile slot (F1UJP1X16RISER) - 4x 4056 dual rotor fans (F1UJPFAN) - 1U passive heatsinks (FXXEA84X106HS) - One airducts for CPU and memory - 450W DC PSU Power distribution board (FXX450WDCPDB) - Two 450W DC PSU (F1U450WDCPS) - Pre-routed cables - Basic rack rail (AXXELVRAIL) <p><i>There are no additional required components to make this system functional – just add processors, memory, and HDDs.</i></p> <p><i>Note: No Slot 2 Riser is not included, choose between A1UJPRMM4IOM and A1UJP6GKIT for supporting IOMs or SAS Module</i></p> |

2. Spares and Accessories Order Codes





2.1 General spares and accessories

| Image | Product Code MM UPC EAN MOQ | Description |
|--|---|---|
|  | AXXRMM4LITE 911660 00735858219297 5032037014946 1 | Accessory Activation key for enabling advanced management features of BMC Note: If the you only integrate the AXXRMM4LITE, and not the A1UJPRMM4IOM, the BMC will utilize shared NIC. |
|  | A1UJPRMM4IOM 924114 735858253345 5032037046367 1 | This accessory is used when adding management and or I/O Module accessories for connectivity (i.e. LAN or IB) PCI Express x8 (98 pin) rIOM riser and rIOM carrier board kit for supporting dedicated RMM4 NIC port and containing Intel® I/O module on Slot2 for S1600JP and R1000JP family NOTE: The AXXRMM4LITE is NOT included. It must be ordered seperately for advanced management features. Also I/O Modules are sold seperately. |
|  <p data-bbox="233 1409 464 1436">*Bracket not included</p> | F1UJP1X16RISER 924113 735858253338 5032037046350 10 | Spare 1U PCI Express x16 riser card for supporting in-board low-profile PCIe adding card of Slot1 on S1600JP and R1000JP family. NOTE: This riser is included with all systems. |
|  | F1UJP2X8RISER 924104 735858254953 5032037047777 10 | Spare 1U PCI Express 2x8 riser card for supporting FHFL single width PCIe adding card (top x8 slot is mechanical x16) of Slot3 on R1000JP family NOTE: This riser is included in systems with product codes ending in C. |
|  | F1UJPMICRISER 924112 735858254960 | Accessory for using in place of included 2X8 Riser above, for customers wishing to utilize double width addin card 1U PCI Express 1x16 riser card for supporting FHFL double width PCIe addin card in Slot3 on R1000JP family |

| | | |
|--|---|---|
| *Demo only | 5032037047784 10 | NOTE: This riser is included in systems with product codes ending in S. |
|  | FR1304HSBP 912384 735858219334 5032037015783 1 | Hot swap backplane board spare for 1U 4x3.5" chassis (R1304 family) |
|  | F1U8X25HSBP 917977 735858241014 5032037035767 1 | Hot swap backplane board spare for 1U 8x2.5" chassis (R1208 family) |
|  <p data-bbox="284 1165 414 1197">*Demo only</p> | FXXCA84X106HS 918318 735858236676 5032037031448 2 | 1U Standard Cu/Al 84mm x 106mm Heat Sink <i>Note: FXXCA84X106HS is an accessory needed for supporting the Max TDP processor – 135W and 130W Intel® Xeon® Processor E5-1600 Family in R1000JP system, alternatively boxed heatsink product code STS200PNRW can be utilized.</i> |
|  | FXXE84X106HS 918321 735858236683 5032037031455 2 | 1U Standard Ex-Al 84mm x 106mm Heat Sink This Heatsink Spare is for all systems (matches the included system HS) |
|  | BXSTS200PNRW 915971 737858221801 5032037014489 | Box Processor Narrow heatsink |
|  | AXXTPME5 919737 735858240352 | Accessory Trusted Platform Module for server systems (TPM 1.2) |

| | | |
|--|---|--|
|  | <p>5032037035088</p> <p>1</p> | |
|  <p>*Demo only</p> | <p>F1UJPFAN</p> <p>924118</p> <p>735858255004</p> <p>5032037047821</p> <p>5</p> | <p>40x56mm Dual Rotor Fan spare for R1000JP family</p> |
|  | <p>FXX750PCRPS</p> <p>915604</p> <p>735858234979</p> <p>5032037030601</p> <p>1</p> | <p>750W AC CRPS 80+ Platinum efficiency power supply spare/accessory</p> |
|  <p>*Demo only not actual photo</p> | <p>ASR1695PSSDC</p> <p>907791</p> <p>00735858215527</p> <p>5032037014038</p> <p>1</p> | <p>450W DC Power Supply spare</p> |
|  <p>*Demo only not actual photo</p> | <p>F1U450WDCPS</p> <p>00735858259125</p> <p>5032037049795</p> <p>1</p> | <p>450W DC Power Supply spare</p> |


| | | |
|--|--|--|
|  <p>*Demo only</p> | <p>F1U450WPSU 921471 00735858247962 5032037042840 1</p> | <p>450W AC miniERP 80+ Gold efficiency power supply spare</p> |
|  | <p>F1U450WPDB 921473 00735858247979 5032037042857 1</p> | <p>450W AC miniERP 80+ Gold efficiency power supply PDB and Cage spare</p> |
| <p>Coming Soon</p> | <p>FXX450WDCPDB 924098 735858254939 5032037047753 10</p> | <p>450W DC PSU power distribution board spare</p> |
|  <p>*Demo only not actual photo</p> | <p>F1UJP750WPDB 924103 735858254946 5032037047760 10</p> | <p>750W AC PSU power distribution board spare</p> |
|  <p>*Demo only</p> | <p>A1U2ULCP 921028 735858245302 5032037039826 1</p> | <p>Accessory LCP Module (local control panel) Enables system to display critical errors from SEL for instant diagnostic. Also allows custom message for branding. When installed – replaces ODD on 1208 family, and replaces I/O ports tray on 1304. Module has 2 USB ports. No front video connector.</p> |
|  | <p>FXXFPANEL 915982 00735858222419</p> | <p>Front Panel board spare for use on 1U/2U rack systems (R1000, R2000 except R2224 and R2312) Rack chassis and P4300 Pedestal Chassis</p> |

| | | |
|---|---|---|
| | 5032037018968 1 | |
|  | A1UBEZEL 917983 735858241120 5032037035873 1 | 1U locking bezel Accessory - with two branding clip-on inserts for logo, and one snap-on swoosh |
|  | AXXSATADVDR M 906872 735858197663 5032037015127 1 | Slimline SATA DVDROM Device Accessory |
|  | AXXSATADVDRW ROM 906873 735858197670 5032037015134 1 | Slim SATA DVD+/-RW ROM Accessory |
|  | AXX1U2UCMA 913117 735858224604 5032037019972 1 | Accessory Cable management arm for Premium 1U/2U rail kit (works only with AXXPRAIL) |
|  | FXX25HSCAR 918807 735858241182 5032037035910 8 | 2.5" HDD hot swap carrier spares |

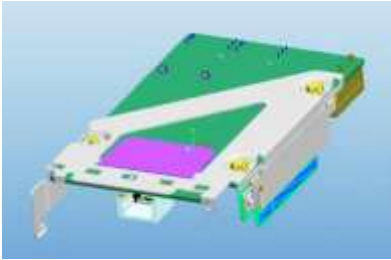

| | | |
|---|--|--|
|  | <p>FXX35HSADPB 912771 00735858219495 5032037016391 8</p> | <p>3.5" HDD hot swap carrier spares</p> |
|  | <p>AXXELVRAIL 920970 00735858244367 5032037038980 1</p> | <p>Value Rail Kit, half extension, extended inner slide member</p> |
|  | <p>AXXPRAIL755 922104 735858249065 5032037043724 1</p> | <p>Short 1U/2U Premium Rail Kit, no CMA support Full extension and toolless rail kit. Rail allows adjustment within 609.6mm~762mm to fit difference depth rack. Maximum extension when installed (travel distance) 755 mm</p> |
|  | <p>AXXPRAIL 912797 735858219686 5032037014823 1</p> | <p>1U/2U Premium Rail Kit Full extension and toolless rail kit. Supports cable management arm. Rail allows adjustment within 609.6mm~762mm to fit difference depth rack. Maximum extension when installed (travel distance) 800 mm</p> |
|  <p>*Demo only</p> | <p>AXX2POSTBRCKT 918808 735858245319 5032037039833 1</p> | <p>Fixed mount bracket kit for 2-post racks</p> |

| | | |
|--|--|--|
|  | <p>FPWRCABLENA 879287 735858181129 5032037015738 1</p> | <p>North American Power Cord Spare</p> |
|  | <p>AXXRJ45DB93 920430 735858242820 5032037037525 1</p> | <p>Accessory Kit that allows connection to internal Serial port</p> <p>Kit of the following cables: 1040mm Serial 10pin header to DB9 Cable 520mm Serial 10pin header to DB9 Cable 100mm DCD RJ45 to DB9 Cable 100mm DSR RJ45 to DB9 Cable</p> |
|  | <p>F1UJPMKIT 924117 735858254991 5032037047814 1</p> | <p>Chassis maintenance kit for R1000JP system</p> <p>Kit of the following items: I2C cable Front panel USB cable Front Video cable Front panel cable Screws 2 Air Ducts</p> |





2.2 Dynamic Key Spares and Accessories




| Image | Product Code MM UPC EAN MOQ | Description |
|---|---|--|
|  <p data-bbox="285 1045 412 1073">*Demo only</p> | When no key installed: | 4 SATA channels active with SW RAID 'basic' which includes RSTe SW RAID 0/1/10/5 + LSI SW RAID 0/1/10 |
| | RKSATA4R5 916346 735858238861 5032037033640 5 | Intel® RAID C600 Upgrade Key RKSATA4R5 enables LSI SATA SW RAID 5, Black |
| | RKSAS4 916349 735858238892 5032037033671 5 | Intel® RAID C600 Upgrade Key RKSAS4 activates 4 SAS ports and includes RSTe SW RAID 0/1/10 (no RAID 5) and LSI SW RAID 0/1/10, Green |
| | RKSAS4R5 916350 735858238908 5032037033688 5 | Intel® RAID C600 Upgrade Key RKSAS4R5 activates 4 SAS ports and includes RSTe SW RAID 0/1/10 (no RAID 5) and LSI SW RAID 0/1/10/5 (enables LSI SWR5), Yellow |

2.3 Integrated 6Gb/s SAS:

| Image | Product Code MM UPC EAN MOQ | Description |
|---|---|---|
|  | <p>A1UJP6GKIT 924115 735858254977 5032037047791 1</p> | <p>This accessory is used when adding 6G SAS module into Slot 2</p> <p>6Gb/s SAS kit accessories for R1000JP system, including rIOM riser for 6Gb/s SAS of Slot2, 6Gb/s SAS module RMS25LB080 and cables, dedicated NIC port for management.</p> <p>NOTE: The AXRMM4LITE is NOT included. It must be ordered seperately to enable advanced management features of BMC.</p> |
|  | <p>RMS25LB080 924116 735858254984 5032037047807 1</p> | <p>Spare 6Gb/s SAS module with 8 internal ports using LSI 2308 controller.</p> <p>Note: This module is included in the A1UJP6GKIT accessory above.</p> |



2.4 Expansion modules: I/O Module, SAS Module

| Image | Product Code MM UPC EAN MOQ | Description |
|---|--|--|
|  | <p>AXX10GBNIAIOM 917905 735858241090 5032037035842 1</p> | <p>Dual SFP+ port 10GbE IO module based on Intel® 82599 10 Gigabit Ethernet Controller</p> <p>Supports direct connect or transceiver. Cables/transceivers not included.</p> <p>Includes three screws</p> <p><i>Notes: Need A1UJPRMM4IOM be pre-installed</i></p> |
|  | <p>AXX10GBTWLHW 924136 735858254038 5032037047142 1</p> | <p>Dual RJ-45 port 10GBASE-T IO module, based on Intel® Ethernet Controller X540</p> <p>Includes three screws</p> <p><i>Notes: Need A1UJPRMM4IOM be pre-installed</i></p> |
|  | <p>AXX1FDRIBIOM 918607 735858241106 5032037035859 1</p> | <p>Single port, FDR 56GT/S speed Intel I/O Expansion Infiniband module, with QSFP connector, based on Mellanox CX3 MT27504A1-FCCR-FV chip.</p> <p>Includes three screws *Dual port shown on picture</p> <p><i>Notes: Need A1UJPRMM4IOM be pre-installed</i></p> |
|  | <p>AXX2FDRIBIOM 920627 735858245722 5032037040235 1</p> | <p>Dual port, FDR 56GT/S (per port capable) speed Infiniband module, with QSFP connector, based on Mellanox CX3 MT27508A1-FCCR-FV chip. Note, due to PCIe3 x8 bandwidth limitation, both ports can't simultaneously function at full speed. Includes three screws.</p> <p><i>Notes: Need A1UJPRMM4IOM be pre-installed</i></p> |

| | | |
|---|---|--|
|  | <p>AXX4P1GBPWL10M</p> <p>917911</p> <p>735858241083</p> <p>5032037035835</p> <p>1</p> | <p>Quad port 1GbE IO Module based on Intel® Ethernet Controller I350</p> <p><i>Notes: Need A1UJPRMM4IOM be pre-installed</i></p> |
|  | <p>PCIe card: 8 ports</p> <p>RMS25KB080</p> <p>917089</p> <p>735858244831</p> <p>5032037039406</p> <p>1</p> <p>PCIe card: 4 ports</p> <p>RMS25KB040</p> <p>917090</p> <p>735858239035</p> <p>5032037033817</p> <p>1</p> | <p>Entry-raid SAS Module: internal SAS-2.1 version, Entry-level LSI IR-based RAID 0, 1, 1E/straight SAS Based on LSI2308.</p> <p>PCIe card form factor – compatible with all EPSD boards, requires PCIe x8 slot.</p> |
|  | <p>PCIe card: 8 ports</p> <p>RMS25PB080</p> <p>917056</p> <p>735858238946</p> <p>5032037033725</p> <p>1</p> <p>PCIe card: 4 ports</p> <p>RMS25PB040</p> <p>917078</p> <p>735858238953</p> | <p>HW RAID SAS Module: 4/8 port internal SAS-2.1 version, Full HW RAID, LSI MegaRAID-based Firmware, 1GB DDR3, 0,1,10,5,50,6,60 Supports Battery Backup Unit. Based on LSI2208.</p> <p>PCIe card form factor – compatible with all EPSD boards, requires PCIe x8 slot.</p> |

| | | |
|---|---|---|
| | 5032037033732 1 | |
|  *Demo only | AXXRSBBU9 919738 00735858220286 5032037039567 1 | Intel® RAID Smart Battery AXXRSBBU9 |
|  *Demo only | AXXRMFBU2 919876 00735858244541 5032037039116 1 | Intel® RAID Maintenance Free Backup AXXRMFBU2 |

Service: On-site Repair, Extended Warranty

| Image | Product Code MM MOQ | Description |
|---|---------------------------|--|
|  | SVCEWUPSY 911293 1 | Two year extended warranty for Intel® Server Systems that support single processor |
|  | SVCEWUPBD 911292 1 | Two year extended warranty for Intel® Server Boards that support single processor |
| | | |

Компания «Океан Электроники» предлагает заключение долгосрочных отношений при поставках импортных электронных компонентов на взаимовыгодных условиях!

Наши преимущества:

- Поставка оригинальных импортных электронных компонентов напрямую с производств Америки, Европы и Азии, а так же с крупнейших складов мира;
- Широкая линейка поставок активных и пассивных импортных электронных компонентов (более 30 млн. наименований);
- Поставка сложных, дефицитных, либо снятых с производства позиций;
- Оперативные сроки поставки под заказ (от 5 рабочих дней);
- Экспресс доставка в любую точку России;
- Помощь Конструкторского Отдела и консультации квалифицированных инженеров;
- Техническая поддержка проекта, помощь в подборе аналогов, поставка прототипов;
- Поставка электронных компонентов под контролем ВП;
- Система менеджмента качества сертифицирована по Международному стандарту ISO 9001;
- При необходимости вся продукция военного и аэрокосмического назначения проходит испытания и сертификацию в лаборатории (по согласованию с заказчиком);
- Поставка специализированных компонентов военного и аэрокосмического уровня качества (Xilinx, Altera, Analog Devices, Intersil, Interpoint, Microsemi, Actel, Aeroflex, Peregrine, VPT, Syfer, Eurofarad, Texas Instruments, MS Kennedy, Miteq, Cobham, E2V, MA-COM, Hittite, Mini-Circuits, General Dynamics и др.);

Компания «Океан Электроники» является официальным дистрибьютором и эксклюзивным представителем в России одного из крупнейших производителей разъемов военного и аэрокосмического назначения «JONHON», а так же официальным дистрибьютором и эксклюзивным представителем в России производителя высокотехнологичных и надежных решений для передачи СВЧ сигналов «FORSTAR».



JONHON

«JONHON» (основан в 1970 г.)

Разъемы специального, военного и аэрокосмического назначения:

(Применяются в военной, авиационной, аэрокосмической, морской, железнодорожной, горно- и нефтедобывающей отраслях промышленности)

«FORSTAR» (основан в 1998 г.)

ВЧ соединители, коаксиальные кабели, кабельные сборки и микроволновые компоненты:

(Применяются в телекоммуникациях гражданского и специального назначения, в средствах связи, РЛС, а так же военной, авиационной и аэрокосмической отраслях промышленности).



Телефон: 8 (812) 309-75-97 (многоканальный)

Факс: 8 (812) 320-03-32

Электронная почта: ocean@oceanchips.ru

Web: <http://oceanchips.ru/>

Адрес: 198099, г. Санкт-Петербург, ул. Калинина, д. 2, корп. 4, лит. А