

MS-M



High performance hyfen rectangular cable connectors

Description

MSM rectangular connectors offers an extremely reliable, rugged, and versatile connection system . They are a range of multiway connectors available in 9 sizes from 9 to 75 positions. MS-M cable connectors can be offered with a full range of hardware and accessories. Guiding pins and sockets, turnable jackscrews, a variety of cable hoods, pin protection shrouds and discrimination pins make this connector range a truly versatile system.



Features and benefits

- Connectors supplied pre-assembled except for panel mount versions.
- Available in 14-20-26-34-42-50-75 and 104 positions.
- **34 contact positions suitable for V.35 applications (see V.35 section)**
- Full range of accessories available including hoods, strain relief clamps, guide pins, jackscrews and pin protection shrouds.
- MS-M hyfen complies with NFC 93426 - HE 621-622 and MIL-C-28748 specifications.
- UL recognized File Nr.: E238675

Performance characteristics

Operating temperature:	-55°C to +125°C
Insulation resistance:	5000 MΩ min.
Test potential:	2000 VAC
Durability:	500 matings and unmatings.
Vibration resistance:	Per MIL-STD 202 method 204
Shock:	Per MIL-C-STD 202 method 207

Construction

Connector Material :	Glass filled Phenolic
Flammability rating :	UL94-V0
Hoods:	Aluminium alloy gold chromate or anodized Polyamide 6.6 - black - UL94-V2
Cable clamps:	Stainless steel
Polarizing hardware:	Brass nickel plated
Shrouds:	Aluminium alloy gold chromate or anodized

Contact accommodation

- "MS-M" Hyfen connectors accept TRIM TRIO size 16 removable snap-lock contacts (see contact section)
- Contacts to be ordered separately.

How to order

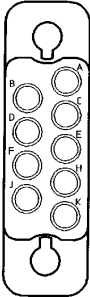
Connector family	MS	34	P	M	124	S	GE	16
	MS	34	P	M	120	S-	--	--
Contact arrangement								
Type of housing:	P: plug body for male contacts R: Receptacle housing for female contacts							
N° 16 contact								
Design variation								
Pin protection shroud								
GE	= plastic turnable jackscrews							
Code for special variations								

MS-M

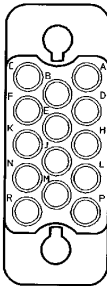


Contact arrangement

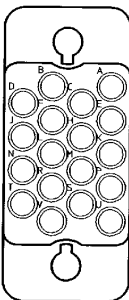
9 POS.



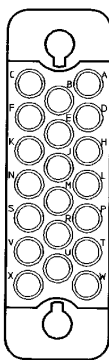
14 POS.



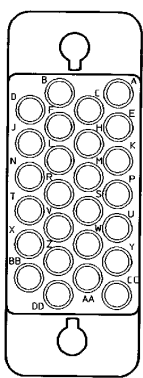
18 POS.



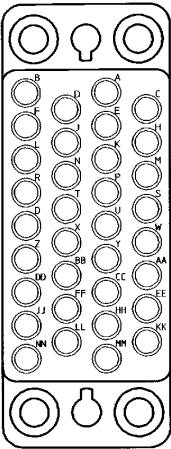
20 POS.



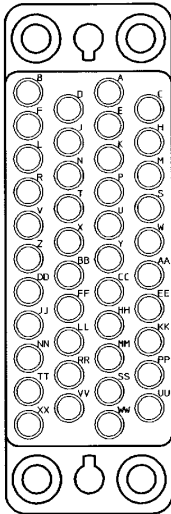
26 POS.



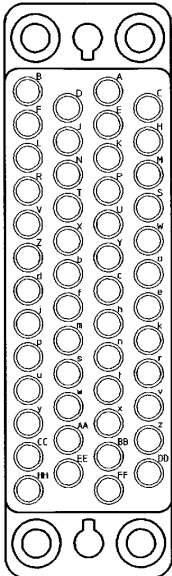
34 POS.




42 POS.



50 POS.



75 POS.



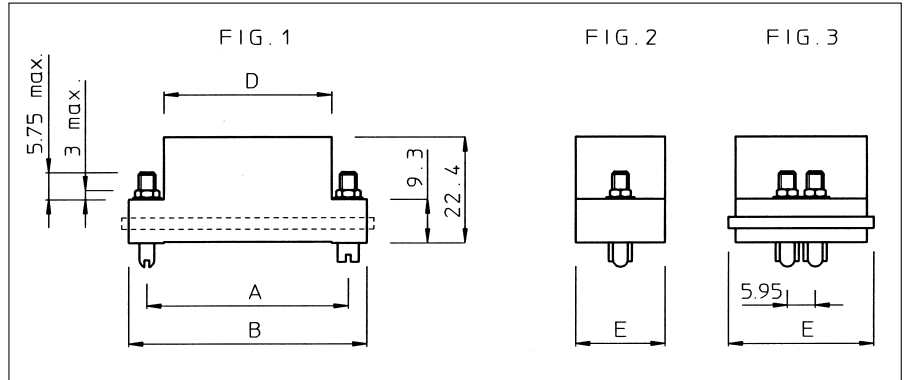
The contact position identification letters or numbers shown in the above diagrams apply to MS-M plug and receptacle connectors. Dimensionally, corresponding types of plug and receptacle mouldings are the same and differ only in that the contact position lettering/numbering of the plug (MS-PM) is a mirror image of that of the receptacle (MS-RM). Note that pins and/or sockets can be used in either the plug or receptacle moulding.

Note: Contact identification is shown for wiring face of the receptacle and mating face at plug connector.

MS-M



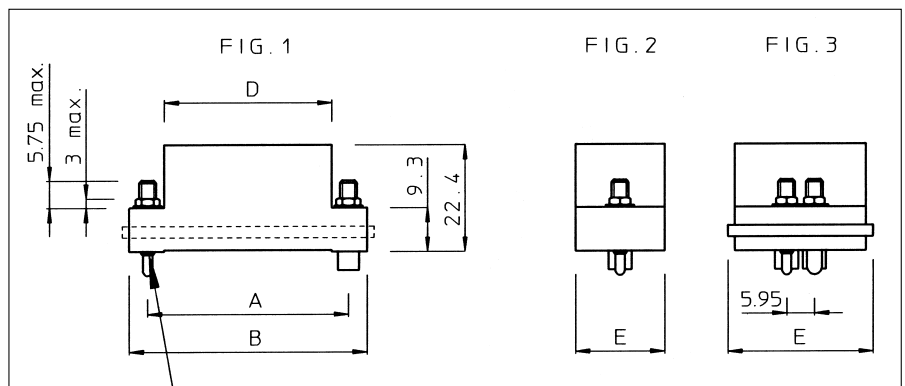
Panel mount connectors with guiding hardware (MS--M1GE00)



Connector size	Part number		A	B	D	E	Fig.
	Plug version for male contacts	Receptacle version for female contacts					
9	MS9PM1GE00	MS9RM1GE00	25.4	33.3	20.5	9.5	1-2
14	MS14PM1(*)GE00	MS14RM1(*)GE00	23.8	31.8	20.1	11.7	
18	MS18PM1GE00	MS18RM1GE00	25.4	33.3	20.5	14.2	
20	MS20PM1(*)GE00	MS20RM1(*)GE00	31.75	39.65	27.95	11.7	
26	MS26PM1(*)GE00	MS26RM1(*)GE00	33.3	41.3	27.2	15.0	
34	MS34PM1(*)GE00	MS34RM1(*)GE00	42.8	50.8	35.7	19.05	
42	MS42PM1(*)GE00	MS42RM1(*)GE00	50.55	58.65	42.95	18.95	
50	MS50PM1(*)GE00	MS50RM1(*)GE00	57.95	65.85	50.85	18.95	1-3
75	MS75PM1(*)GE00	MS75RM1(*)GE00				28.1	

(*) Complete part number with "S" for connector with protective shroud.

Panel mount connectors with fixed jackscrew hardware (MS--M58GE00)



Connector size	Part number		A	B	D	E	Fig.
	Plug version for male contacts	Receptacle version for female contacts					
9	MS9PM58GE00	MS9RM58GE00	25.4	33.3	20.5	9.5	1-2
14	MS14PM58(*)GE00	MS14RM58(*)GE00	23.8	31.8	20.1	11.7	
18	MS18PM58GE00	MS18RM58GE00	25.4	33.3	20.5	14.2	
20	MS20PM58(*)GE00	MS20RM58(*)GE00	31.75	39.65	27.95	11.7	
26	MS26PM58(*)GE00	MS26RM58(*)GE00	33.3	41.3	27.2	15.0	
34	MS34PM58(*)GE00	MS34RM58(*)GE00	42.8	50.8	35.7	19.05	
42	MS42PM58(*)GE00	MS42RM58(*)GE00	50.55	58.65	42.95	18.95	
50	MS50PM58(*)GE00	MS50RM58(*)GE00	57.95	65.85	50.85	18.95	1-3
75	MS75PM58(*)GE00	MS75RM58(*)GE00				28.1	

(*) Complete part number with "S" for connector with protective shroud.

MS-M



MS34 Cable connector with 1 piece metal suitcase hood (MS34--MEHM)



Part number		Description
Plug version for male contacts	Receptacle version for female contacts	
MS34PMEHM	MS34RMEHM	Anodised hood, plastic strain relief and turnable hardware.
MS34PMSEHM	MS34RMSEHM	Shielded version with nickel plated hood, metal strain relief and turnable hardware
MS34PMEHMMET1	MS34RMEHMMET1	Version with spring loaded jackscrews

(*) Complete part number with "S" for connector with protective shroud.

Cable connector with Alu die cast hood (MS-M157GE00)



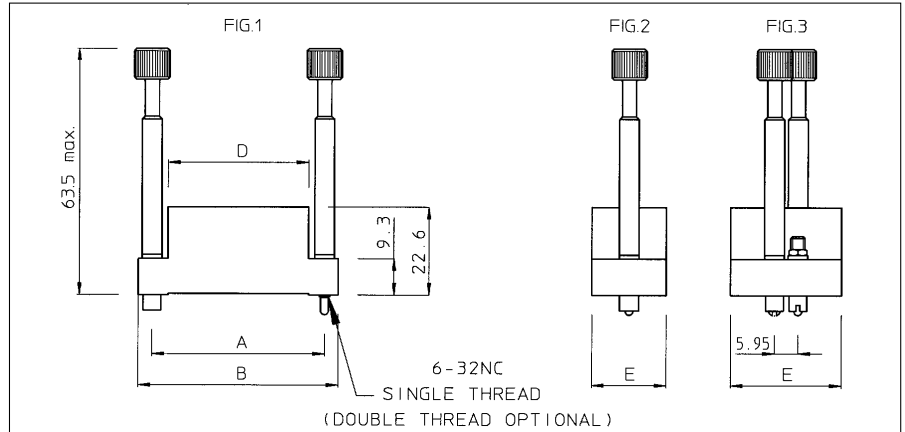
Connector size	Part number		A	B	C	D	E max.	F	Fig.
	Plug version for male contacts	Receptacle version for female contacts							
50	MS50PM157GE00	MS50RM157GE00	57.95	65.85	73.0	56.0	20.0	22.2	1-2
75	MS75PM157GE00	MS75RM157GE00	57.95	65.85	73.0	56.0	25.0	31.2	1-3

(*) Complete part number with "S" for connector with protective shroud.

MS-M



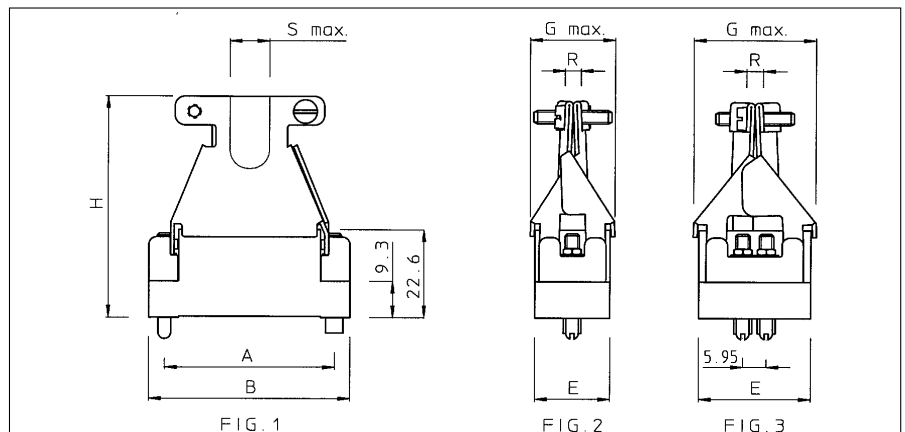
Cable connector without strain relief and turnable jackscrew hardware (MS-M007GE00)



Connector size	Plug version for male contacts	Receptacle version for female contacts	A	B	D	E	Fig.
9	MS9PM007GE00	MS9RM007GE00	25.4	33.3	20.5	9.5	1-2
14	MS14PM007(*)GE00	MS14RM007(*)GE00	23.8	31.8	20.1	11.7	
18	MS18PM007GE00	MS18RM007GE00	25.4	33.3	20.5	14.2	
20	MS20PM007(*)GE00	MS20RM007(*)GE00	31.75	39.65	27.95	11.7	
26	MS26PM007(*)GE00	MS26RM007(*)GE00	33.3	41.3	27.2	15.0	
34	MS34PM007(*)GE00	MS34RM007(*)GE00	42.8	50.8	35.7	19.05	
42	MS42PM007(*)GE00	MS42RM007(*)GE00	50.55	58.65	42.95	28.1	
50	MS50PM007(*)GE00	MS50RM007(*)GE00	57.95	65.85	50.85		1-3
75	MS75PM007(*)GE00	MS75RM007(*)GE00					

(*) Complete part number with "S" for connector with protective shroud.

Cable connector with metal butterfly hood and guiding hardware (MS-M120GE00)



Connector size	Part number		A	B	E	G max.	H	S max.	R max.	Fig.
	Plug version for male contacts	Receptacle version for female contacts								
34	MS34PM120(*)GE00	MS34RM120(*)GE00	42.8	50.8	19.05	22.2	56.7	10	13	1-2

(*) Complete part number with "S" for connector with protective shroud.

MSO



Rectangular boardmount connectors to mate with MSM cable connectors

Description

The MSO series, derived from the MSM series, is for straight or right-angled application on a printed circuit board. Pre-assembled MSO connectors with pin or socket N(16 contacts are intermateable with the existing MSM rectangular cable connectors.

The N° 16 TRIM TRIO .0625" (1.6mm) diameter contacts are available in either solid machined or stamped and formed versions.


The polarizing hardware can be delivered in either guiding or jackscrew versions.

Features and benefits

- Connectors supplied pre-assembled with dip solder contacts.
- Contacts available in solid machined or stamped and formed version.
- Available in 9-18-34-50-75 positions.
- For right-angled versions, there is a choice of 9-18 and 34 contact positions.
- 34 contact positions suitable for V.35 applications (see section V.35)
- Polarising hardware prevent mismatching.
- UL94-V0 rated thermoplast.

Performance characteristics

Operating temperature:	-55°C to +125°C
Current rating:	5 Amp for stamped contacts 7.5 Amp for machined contacts
Contact resistance:	≤ 3 mΩ
Insulation resistance:	5000 M min.
Test potential:	2000 VAC
Durability:	500 matings and unmatings.



Construction

Connector Material : Glass filled polysulfone
 Flammability rating : UL94-V0
 Polarizing hardware: Brass nickel plated
 Contacts: High conductive copper alloy

Plating table

Plating for solid machined contacts:
 No digit (std) = Min. 0.4 μ Gold all over, over Nickel.
 T = 3 - 5μ Tin all over
 Plating for Stamped and formed contacts :
 K9 (std) = Min. 0.4μ Gold in contact area, 3 - 5μ SnPb on solder tail.
 T = 3 - 5μ Tin all over

Intermateability

- "MSO" with pre-assembled contacts are intermateable with the "MSM" rectangular cable connectors equipped with TRIM TRIO crimp-type removable snap-lock contacts.

How to order

Connector family	MSO	34	M	R	G	58	SE1	K9
Contact arrangement								
N° 16 contacts								
Type of housing	P: Plug body with male contacts R: Receptacle body with female contacts							
Contact termination	K: straight dipsolder G: Right angle dipsolder							
Type of hardware	1: Guide pin and socket 58: Threaded jackscrew pin and socket							
Design variation	E1: Solid machined contacts SE1: stamped and formed contacts							
Plating indication								

MSO



Straight boardmount with guiding hardware (MSO--M-K1--)



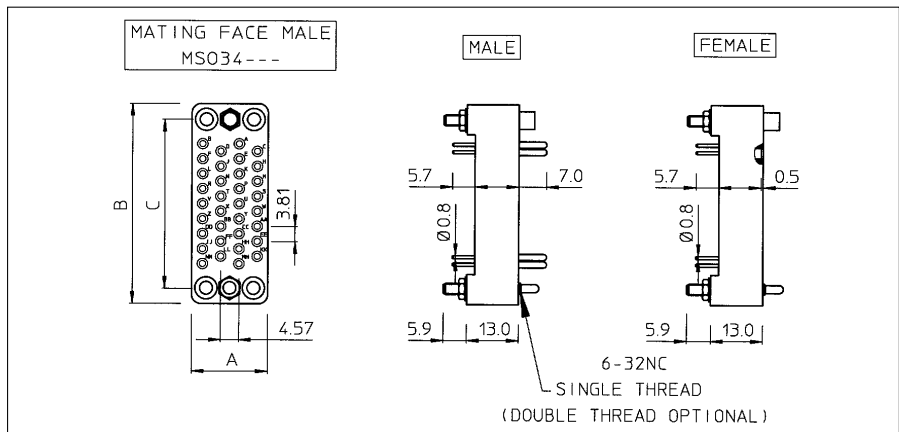
connector size	Part number				A	B	C
	Version with solid machined contacts		Version with stamped and formed contacts				
	male	female	male	female			
9	MSO9MPK1E1	MSO9MRK1E1	MSO9MPK1SE1K9	MSO9MRK1SE1K9	9.5	33.3	25.4
18	MSO18MPK1E1	MSO18MRK1E1	MSO18MPK1SE1K9	MSO18MRK1SE1K9	15.2		
34	MSO34MPK1E1	MSO34MRK1E1	MSO34MPK1SE1K9	MSO34MRK1SE1K9	19.0	50.8	42.8
50	MSO50MPK1E1	MSO50MRK1E1	MSO50MPK1SE1K9	MSO50MRK1SE1K9	18.9	65.8	57.9
75	MSO75MPK1E1	MSO75MRK1E1	MSO75MPK1SE1K9	MSO75MRK1SE1K9	19.4		

For other platings: See plating table.

Other solder tail lengths on request

Selective loading on request

Straight boardmount with jackscrew hardware (MSO--M-K58--)



connector size	Part number				A	B	C
	Version with solid machined contacts		Version with stamped and formed contacts				
	male	female	male	female			
9	MSO9MPK58E1	MSO9MRK58E1	MSO9MPK58SE1K9	MSO9MRK58SE1K9	9.5	33.3	25.4
18	MSO18MPK58E1	MSO18MRK58E1	MSO18MPK58SE1K9	MSO18MRK58SE1K9	15.2		
34	MSO34MPK58E1	MSO34MRK58E1	MSO34MPK58SE1K9	MSO34MRK58SE1K9	19.0	50.8	42.8
50	MSO50MPK58E1	MSO50MRK58E1	MSO50MPK58SE1K9	MSO50MRK58SE1K9	18.9	65.8	57.9
75	MSO75MPK58E1	MSO75MRK58E1	MSO75MPK58SE1K9	MSO75MRK58SE1K9	19.4		

For other platings: See plating table.

Other solder tail lengths on request

Selective loading on request



Right angle boardmount with guiding hardware (MSO--M-G1--)



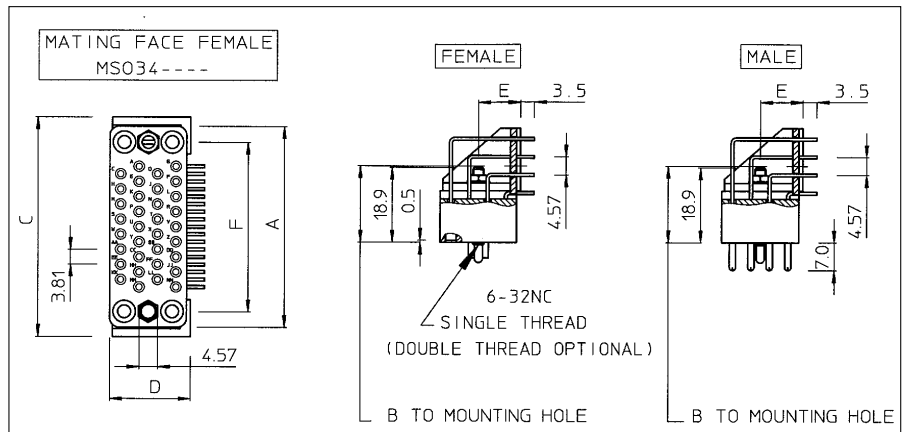
connector size	Part number				A	B	C	D	E	F
	Version with solid machined contacts		Version with stamped and formed contacts							
	male	female	male	female						
9	MSO9MPG1E1	MSO9MRG1E1			33.3	23.0	38.0	16.0	10.0	25.4
18	MSO18MPG1E1	MSO18MRG1E1						18.0		
34	MSO34MPG1E1	MSO34MRG1E1	MSO34MPG1SE1K9	MSO34MRG1SE1K9	50.8	19.3	55.5	20.5	10.5	42.8

For other platings: See plating table.

Other solder tail lengths on request

Selective loading on request

Right angle boardmount with jackscrew hardware (MSO--M-G58--)



connector size	Part number				A	B	C	D	E	F
	Version with solid machined contacts		Version with stamped and formed contacts							
	male	female	male	female						
9	MSO9MPG58E1	MSO9MRG58E1			33.3	23.0	38.0	16.0	10.0	25.4
18	MSO18MPG58E1	MSO18MRG58E1						18.0		
34	MSO34MPG58E1	MSO34MRG58E1	MSO34MPG58SE1K9	MSO34MRG58SE1K9	50.8	19.3	55.5	20.5	10.5	42.8

For other platings: See plating table.

Other solder tail lengths on request

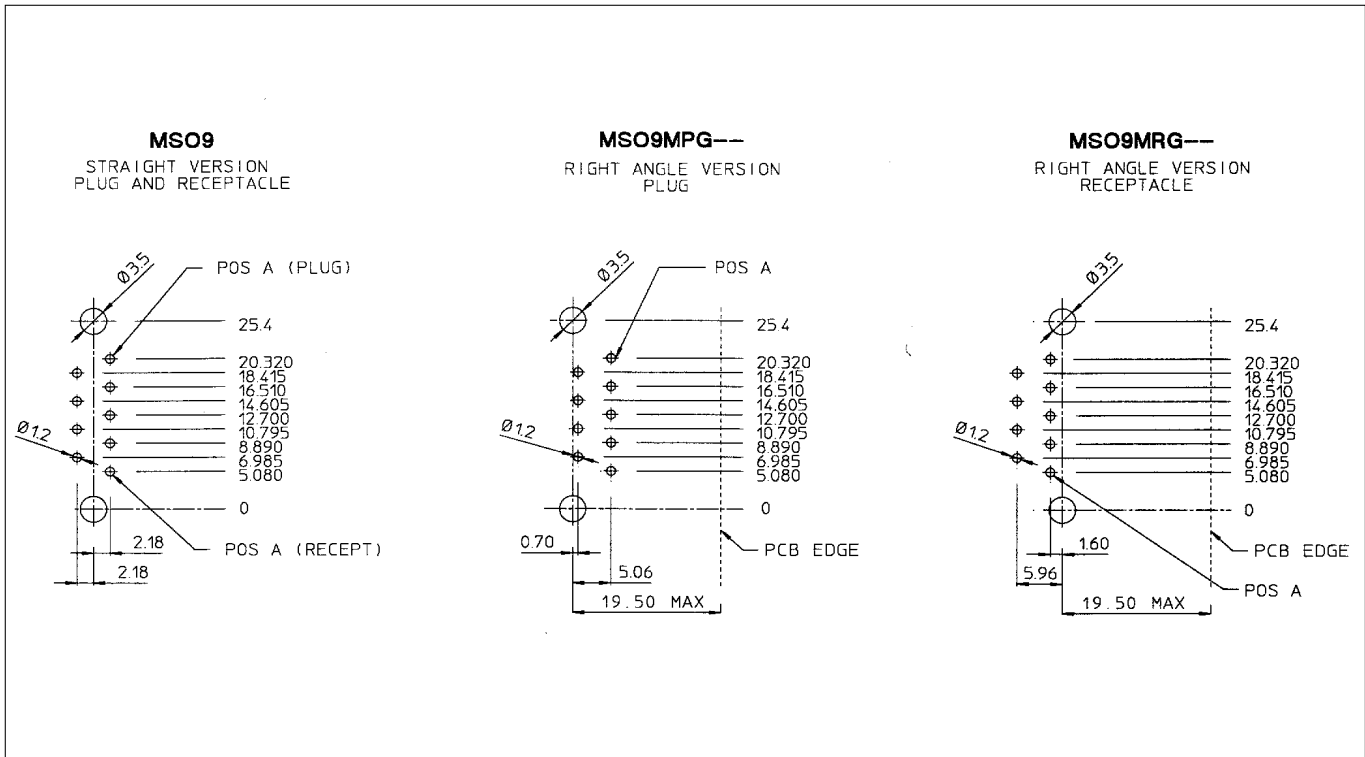
Selective loading on request

MSO

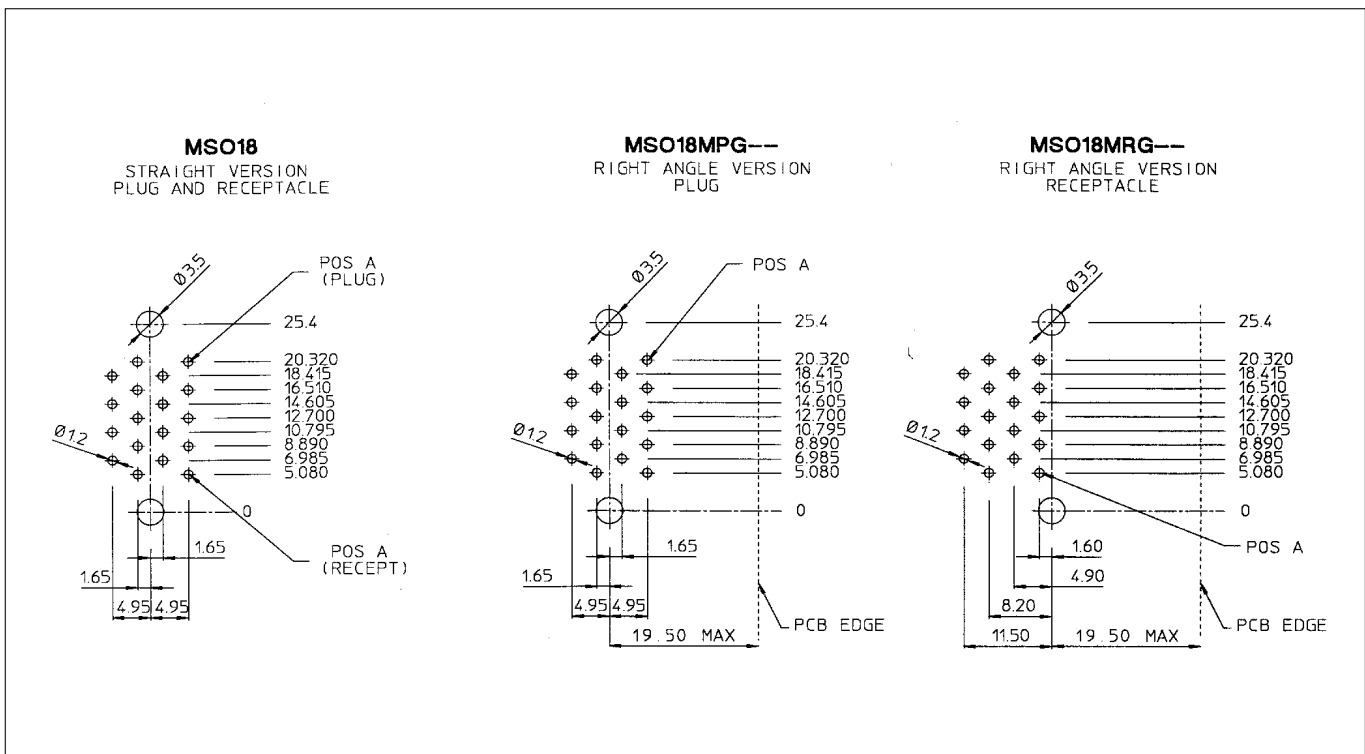



MSO recommended drilling hole pattern

Size 9



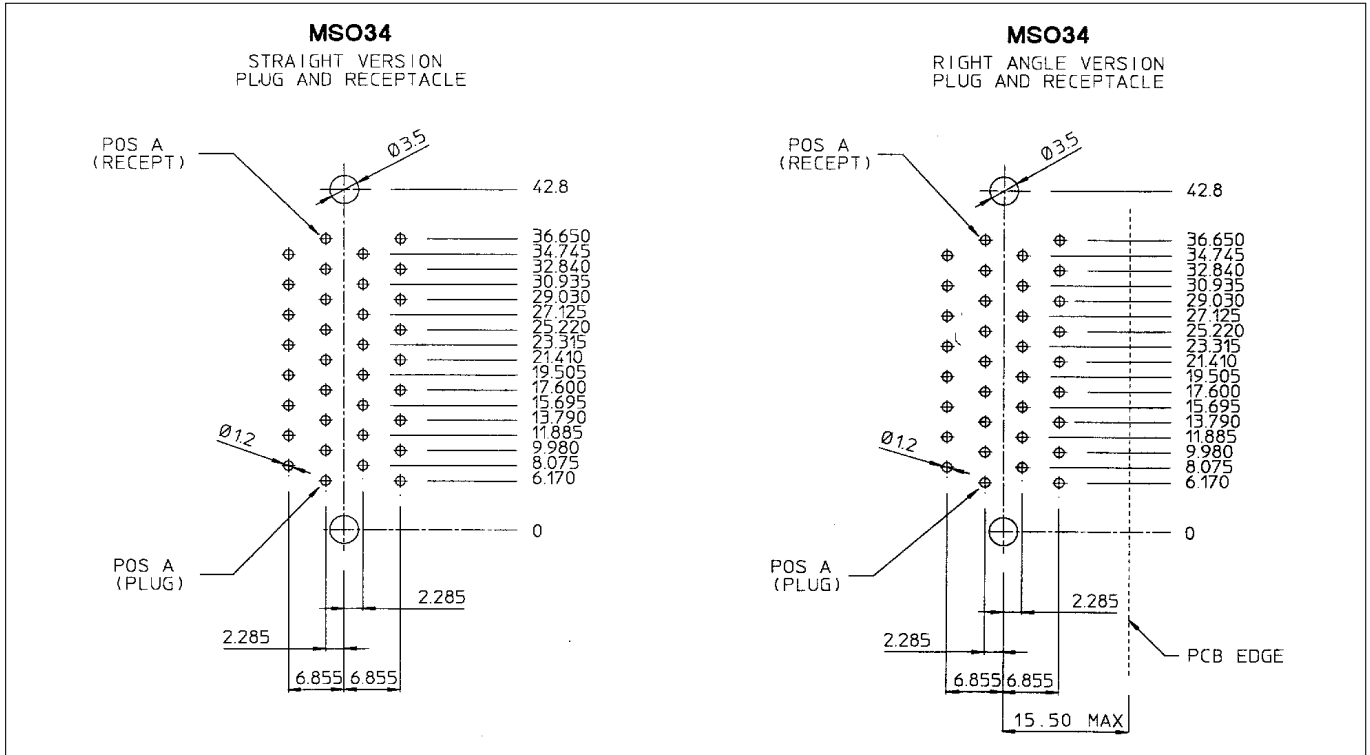
Size 18





MSO recommended drilling hole pattern

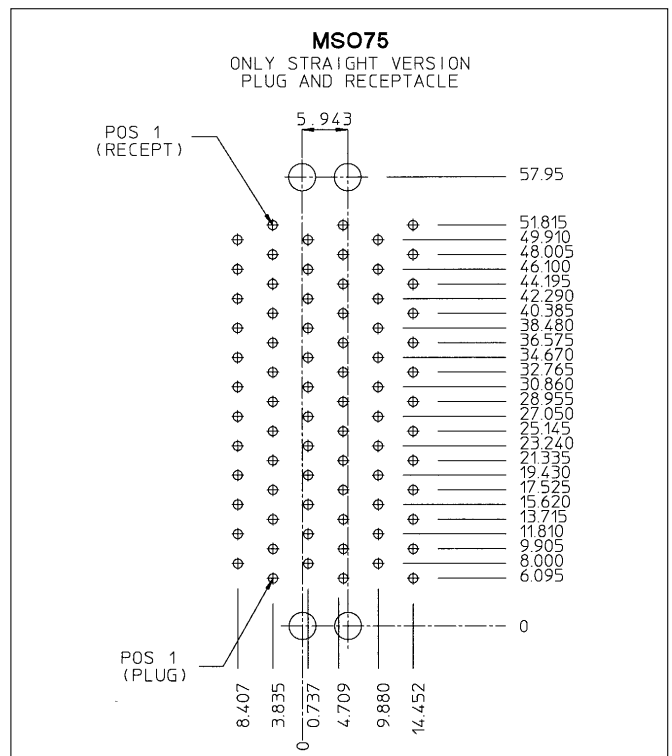
Size 34



Size 50



Size 75



Компания «Океан Электроники» предлагает заключение долгосрочных отношений при поставках импортных электронных компонентов на взаимовыгодных условиях!

Наши преимущества:

- Поставка оригинальных импортных электронных компонентов напрямую с производств Америки, Европы и Азии, а так же с крупнейших складов мира;
- Широкая линейка поставок активных и пассивных импортных электронных компонентов (более 30 млн. наименований);
- Поставка сложных, дефицитных, либо снятых с производства позиций;
- Оперативные сроки поставки под заказ (от 5 рабочих дней);
- Экспресс доставка в любую точку России;
- Помощь Конструкторского Отдела и консультации квалифицированных инженеров;
- Техническая поддержка проекта, помощь в подборе аналогов, поставка прототипов;
- Поставка электронных компонентов под контролем ВП;
- Система менеджмента качества сертифицирована по Международному стандарту ISO 9001;
- При необходимости вся продукция военного и аэрокосмического назначения проходит испытания и сертификацию в лаборатории (по согласованию с заказчиком);
- Поставка специализированных компонентов военного и аэрокосмического уровня качества (Xilinx, Altera, Analog Devices, Intersil, Interpoint, Microsemi, Actel, Aeroflex, Peregrine, VPT, Syfer, Eurofarad, Texas Instruments, MS Kennedy, Miteq, Cobham, E2V, MA-COM, Hittite, Mini-Circuits, General Dynamics и др.);

Компания «Океан Электроники» является официальным дистрибьютором и эксклюзивным представителем в России одного из крупнейших производителей разъемов военного и аэрокосмического назначения «JONHON», а так же официальным дистрибьютором и эксклюзивным представителем в России производителя высокотехнологичных и надежных решений для передачи СВЧ сигналов «FORSTAR».



JONHON

«JONHON» (основан в 1970 г.)

Разъемы специального, военного и аэрокосмического назначения:

(Применяются в военной, авиационной, аэрокосмической, морской, железнодорожной, горно- и нефтедобывающей отраслях промышленности)

«FORSTAR» (основан в 1998 г.)

ВЧ соединители, коаксиальные кабели, кабельные сборки и микроволновые компоненты:

(Применяются в телекоммуникациях гражданского и специального назначения, в средствах связи, РЛС, а так же военной, авиационной и аэрокосмической отраслях промышленности).



Телефон: 8 (812) 309-75-97 (многоканальный)

Факс: 8 (812) 320-03-32

Электронная почта: ocean@oceanchips.ru

Web: <http://oceanchips.ru/>

Адрес: 198099, г. Санкт-Петербург, ул. Калинина, д. 2, корп. 4, лит. А