

# Manhattan™ Electrical Cable



# Manhattan™ Electrical Cable

Signal transmission made reliable



**A**lpha Wire's Manhattan brand has been a trusted and reliable source of cable for over 60 years. Whether you need something as simple as a power cord or a cable that can maintain audio-video signal integrity in a noisy environment, you'll find the breadth and depth of products to ensure an optimum solution to your application.

- Audio/video
- Computer
- Thermocouple
- Control
- Plenum
- Coaxial
- Cords/cordage
- High temperature
- Security and data
- Instrumentation

## Audio/video cable

Choose the correct number of conductors, gauge, insulation, shielding, jacket material, UL/CSA/NEC approvals, and any other parameters to find the right cable for your application.

## Computer cable

We offer the widest range of shielded and unshielded configurations to satisfy applications including traditional RS-232 and

RS-422 interfaces, point-of-sale equipment, and modems and multiplexers. For extended distances, we offer cables with very low capacitance.

## Instrumentation cable

Maintain the integrity of analog and digital signals with our broad product portfolio of single and multiple pair shielded and unshielded products.

## Control cable

We offer UL style TC in a variety of conductor counts, gauges, and shielding options, all with durable PVC/nylon insulation and PVC jackets. We also offer MIL-DTL-16878 cables with 600 V and 1000 V ratings.

## Plenum cable

We offer a full range of cables for control, computer interconnections, security, alarms, and building energy management systems in a variety of plenum-rated insulations and jackets.

## Coaxial cable

For a complete range of 50, 75, 93, and 100 ohm coaxial, twinaxial, and triaxial cables, we offer a wide range of insulations and jackets meeting the requirements of military specifications and regulatory agencies such as UL and CSA.

## Cords/cordsets

All our cords are UL Listed and CSA Certified; we also offer a wide range of CENELEC-approved products for international use. Options include two- and three-conductor cords, shielded or unshielded, stripped and terminated cable ends, straight or retractile cords, and all common plug and receptacle configurations.

## High-temperature cable

Alpha Wire's Manhattan brand of high-temperature cables are available for temperatures ranging from 150°C to 540°C. We make it easy for you select the right cable to meet the demanding high-temperature requirements for control and power applications.

## Security and data

Count on Alpha Wire for a complete product family of security and data cables, optimized for security video, data, and monitoring applications.

## Thermocouple cable

You can find the perfect Manhattan brand thermocouple cable based on conductor combinations JX, KX, EX, and SX, as well as insulations suited for applications up to 200°C, for quality and accurate temperature measurement.

# Manhattan™ Audio/Video Cable

300 V Unshielded, Multiconductor, SR-PVC/PVC, PVC



**UL AWM 2464, 2509, 2576,  
UL CM, CMG  
CSA CM, CMG FT4**

### Applications

- Unbalanced intercom and sound systems
- Remote circuit control
- Low-voltage circuits

### Operating Temperature

- -20°C to +80°C (AWM)
- -20°C to +75°C (CM, CMG)

### Conductor Color Coding

- See tables

### Materials

- Stranded tinned copper conductors
- PVC or semirigid PVC insulation
- Slate PVC jacket

### Availability

100 ft (30.5 m)  
500 ft (152 m)  
1000 ft (305 m)  
Bulk, cut to length  
(Minimums may apply)

### UL AWM 2509, UL CMG, PVC Insulation

**22 AWG (0.35 mm<sup>2</sup>)**

Stranding: 7/30 (7 x 0.25 mm)  
Insulation thickness: 0.016 (0.41 mm)  
Color Code J

Part No.	Conductors	Nominal Diameter		Jacket Thickness	
		Inch	mm	Inch	mm
<b>M13302</b>	2	0.174	4.42	0.025	0.64

### UL AWM 2576, UL CM, PVC Insulation (150 V)

**22 AWG (0.35 mm<sup>2</sup>)**

Stranding: 7/30 (7 x 0.25 mm)  
Insulation thickness: 0.010 (0.25 mm)

Part No.	Conductors	Nominal Diameter		Jacket Thickness		Color Code
		Inch	mm	Inch	mm	
<b>M13303</b>	3	0.172	4.37	0.032	0.81	Black, Green, Red
<b>M13304</b>	4	0.185	4.70	0.032	0.81	O
<b>M13305</b>	5	0.200	5.08	0.032	0.81	O
<b>M13306</b>	6	0.215	5.46	0.032	0.81	O
<b>M13307</b>	7	0.215	5.46	0.032	0.81	O
<b>M13308</b>	8	0.230	5.84	0.032	0.81	O
<b>M13309</b>	9	0.246	6.25	0.032	0.81	O
<b>M13310</b>	10	0.264	6.71	0.032	0.81	O
<b>M13312</b>	12	0.272	6.91	0.032	0.81	O
<b>M13315</b>	15	0.310	7.87	0.040	1.02	F
<b>M13320</b>	20	0.342	8.69	0.040	1.02	F
<b>M13325</b>	25	0.380	9.65	0.040	1.02	F
<b>M13330</b>	30	0.401	10.19	0.040	1.02	F
<b>M13340</b>	40	0.445	11.30	0.040	1.02	F
<b>M13350</b>	50	0.498	12.65	0.045	1.14	F

### UL AWM 2464, UL CM, PVC Insulation

**20 AWG (0.56 mm<sup>2</sup>)**

Stranding: 7/28 (7 x 0.32 mm)  
Insulation thickness: 0.013 (0.33 mm)

Part No.	Conductors	Nominal Diameter		Jacket Thickness		Color Code
		Inch	mm	Inch	mm	
<b>M13404</b>	4	0.219	5.56	0.032	0.81	O
<b>M13405</b>	5	0.238	6.05	0.032	0.81	O
<b>M13407</b>	7	0.257	6.53	0.032	0.81	O
<b>M13409</b>	9	0.303	7.70	0.035	0.89	O
<b>M13412</b>	12	0.336	8.53	0.035	0.89	O
<b>M13415</b>	15	0.374	9.50	0.040	1.02	F

### UL AWM 2509, UL CMG, PVC Insulation

**20 AWG (0.56 mm<sup>2</sup>)**

Stranding: 7/28 (7 x 0.32 mm)  
Insulation thickness: 0.016 (0.41 mm)  
Color Code J

Part No.	Conductors	Nominal Diameter		Jacket Thickness	
		Inch	mm	Inch	mm
<b>M13402</b>	2	0.180	4.57	0.020	0.51



# Manhattan™ Audio/Video Cable

## 300 V Unshielded, Multiconductor, SR-PVC, PVC



**UL AWM 2463, 2464, 2509,  
2576, 2598**  
**UL CM, CMG**  
**UL CL2, CL3**  
**CSA CM, CMG FT4**

### Applications

- Unbalanced intercom and sound systems
- Remote circuit control
- Low-voltage circuits

### Operating Temperature

- -20°C to +80°C (AWM)
- -20°C to +75°C (CM, CMG, CL2, CL3)

### Conductor Color Coding

- See tables

### Materials

- Stranded tinned copper conductors
- PVC or semirigid PVC insulation
- Slate PVC jacket

### Availability

100 ft (30.5 m)  
500 ft (152 m)  
1000 ft (305 m)  
Bulk, cut to length  
(Minimums may apply)

#### UL AWM 2509, UL CMG, PVC Insulation

##### 18 AWG (0.81 mm<sup>2</sup>)

Stranding: 16/30 (16 x 0.25 mm)  
Insulation thickness: 0.016 (0.41 mm)  
Color Code J

Part No.	Conductors	Nominal Diameter		Jacket Thickness	
		Inch	mm	Inch	mm
M13502	2	0.198	5.03	0.020	0.51

#### UL AWM 2598, UL CM, PVC Insulation

##### 18 AWG (0.96 mm<sup>2</sup>)

Stranding: 19/30 (19 x 0.25 mm)  
Insulation thickness: 0.018 (0.46 mm)

Part No.	Conductors	Nominal Diameter		Jacket Thickness		Color Code
		Inch	mm	Inch	mm	
M13503	3	0.249	6.32	0.032	0.81	O
M13504	4	0.272	6.91	0.032	0.81	O
M13505	5	0.297	7.54	0.032	0.81	O
M13507	7	0.333	8.46	0.037	0.94	O
M13509	9	0.387	9.83	0.037	0.94	O
M13512	12	0.437	11.10	0.040	1.02	F
M13515	15	0.485	12.32	0.045	1.14	F
M13519	19	0.520	13.21	0.045	1.14	F
M13525	25	0.636	16.15	0.060	1.52	F

#### UL AWM 2576, UL CM, PVC Insulation

##### 16 AWG (1.32 mm<sup>2</sup>)

Stranding: 19/0.0117 (19 x 0.30 mm)  
Color Code F

Part No.	Conductors	Nominal Diameter		Jacket Thickness		Insulation Thickness	
		Inch	mm	Inch	mm	Inch	mm
M13572	2	0.274	6.96	0.032	0.81	0.023	0.58
M13574	4	0.378	9.60	0.045	1.14	0.030	0.76

#### UL AWM 2463, UL CL2 or CL3, PVC Insulation

##### 14 AWG (2.08 mm<sup>2</sup>)

Stranding: 19/0.0147 (19 x 0.37 mm)  
Insulation thickness: 0.032 (0.81 mm)  
Color Code F

Part No.	Conductors	Nominal Diameter		Jacket Thickness		Approval
		Inch	mm	Inch	mm	
M13582	2	0.346	8.79	0.035	0.89	CL2
M13584	4	0.404	10.26	0.035	0.89	CL3

#### UL AWM 2463, UL CL3, PVC Insulation

##### 12 AWG (3.29 mm<sup>2</sup>)

Stranding: 19/0.0185 (19 x 0.47 mm)  
Insulation thickness: 0.032 (0.81 mm)  
Color Code F

Part No.	Conductors	Nominal Diameter		Jacket Thickness	
		Inch	mm	Inch	mm
M13590	2	0.394	10.00	0.040	1.02



# Manhattan™ Audio/Video Cable

300 V Unshielded, Multiconductor, PVC, PVC



## UL AWM 2463 (600 V) VW-1

### Applications

- Unbalanced intercom and sound systems
- Remote circuit control
- Low-voltage circuits

### Operating Temperature

- -20°C to +80°C

### Conductor Color Coding

- Chart F (page 532)

### Materials

- Stranded tinned copper conductors
- PVC insulation
- Slate PVC jacket

### Availability

100 ft (30.5 m)

500 ft (152 m)

1000 ft (305 m)

Bulk, cut to length

(Minimums may apply)

## 16 AWG (1.32 mm<sup>2</sup>)

Stranding: 19/0.0117 (19 x 0.30 mm)  
Insulation thickness: 0.032 (0.81 mm)

Part No.	Conductors	Nominal Diameter		Jacket Thickness	
		Inch	mm	Inch	mm
<b>M3704</b>	4	0.392	9.96	0.047	1.19
<b>M3705</b>	5	0.428	10.87	0.047	1.19
<b>M3707</b>	7	0.465	11.81	0.047	1.19
<b>M3709</b>	9	0.574	14.58	0.063	1.60
<b>M3712</b>	12	0.637	16.17	0.063	1.60
<b>M3715</b>	15	0.691	17.55	0.063	1.60
<b>M3719</b>	19	0.742	18.85	0.063	1.60
<b>M3725</b>	25	0.904	22.96	0.083	2.11



# Manhattan™ Audio/Video Cable

300 V Braid Shield, Multiconductor, PE, PVC



**UL AWM 2092, 2093, 2094**  
**UL CM**

### Applications

- Sensing, recording, monitoring devices, and telemetry

### Operating Temperature

- -20°C to +75°C (CM)
- -20°C to +60°C (AWM)

### Conductor Color Coding

- Chart H (page 533)

### Materials

- Stranded tinned copper conductors
- Polyethylene insulation
- Tinned copper braid shield, 90% coverage
- Slate PVC jacket

### Availability

100 ft (30.5 m)  
500 ft (152 m)  
1000 ft (305 m)  
Bulk, cut to length  
(Minimums may apply)

### 24 AWG (0.20 mm<sup>2</sup>)

Stranding: 10/34 (10 x 0.16 mm)  
Insulation thickness: 0.016 (0.41 mm)

Part No.	Conductors	Nominal Diameter		Jacket Thickness		UL AWM
		Inch	mm	Inch	mm	
M1102	2	0.177	4.50	0.020	0.51	2092
M1103	3	0.186	4.72	0.020	0.51	2093
M1104	4	0.200	5.08	0.020	0.51	2094
M1105	5	0.217	5.51	0.020	0.51	2094
M1106	6	0.234	5.94	0.020	0.51	2094

### 22 AWG (0.38 mm<sup>2</sup>)

Stranding: 19/34 (19 x 0.16 mm)  
Insulation thickness: 0.016 (0.41 mm)

Part No.	Conductors	Nominal Diameter		Jacket Thickness		UL AWM
		Inch	mm	Inch	mm	
M1112	2	0.193	4.90	0.020	0.51	2092
M1113	3	0.203	5.16	0.020	0.51	2093
M1114	4	0.220	5.59	0.020	0.51	2094
M1115	5	0.239	6.07	0.020	0.51	2094
M1116	6	0.258	6.55	0.020	0.51	2094
M1118	8	0.278	7.06	0.020	0.51	2094

### 20 AWG (0.52 mm<sup>2</sup>)

Stranding: 26/34 (26 x 0.16 mm)  
Insulation thickness: 0.016 (0.41 mm)

Part No.	Conductors	Nominal Diameter		Jacket Thickness		UL AWM
		Inch	mm	Inch	mm	
M1122	2	0.229	5.82	0.032	0.81	2092
M1123	3	0.246	6.25	0.035	0.89	2093
M1124	4	0.264	6.71	0.035	0.89	2094
M1125	5	0.285	7.24	0.035	0.89	2094
M1126	6	0.306	7.77	0.035	0.89	2094
M1128	8	0.328	8.33	0.035	0.89	2094
M1130	10	0.375	9.53	0.035	0.89	2094
M1132	12	0.386	9.80	0.035	0.89	2094
M1135	15	0.417	10.59	0.035	0.89	2094
M1140	20	0.464	11.79	0.035	0.89	2094



# Manhattan™ Audio/Video Cable

300 V Braid Shield, Multiconductor, PE, PVC



**UL AWM 2092, 2093, 2094  
UL CM**

### Applications

- Sensing, recording, monitoring devices, and telemetry

### Operating Temperature

- -20°C to +75°C (CM)
- -20°C to +60°C (AWM)

### Conductor Color Coding

- Chart H (page 533)

### Materials

- Stranded tinned copper conductors
- Polyethylene insulation
- Tinned copper braid shield, 90% coverage
- Slate PVC jacket

### Availability

100 ft (30.5 m)  
500 ft (152 m)  
1000 ft (305 m)  
Bulk, cut to length  
(Minimums may apply)

### 18 AWG (0.82 mm<sup>2</sup>)

Stranding: 41/34 (41 x 0.16 mm)  
Insulation thickness: 0.016 (0.41 mm)

Part No.	Conductors	Nominal Diameter		Jacket Thickness		UL AWM
		Inch	mm	Inch	mm	
<b>M1142</b>	2	0.253	6.43	0.035	0.89	2092
<b>M1143</b>	3	0.265	6.73	0.035	0.89	2093
<b>M1144</b>	4	0.286	7.26	0.035	0.89	2094
<b>M1146</b>	6	0.333	8.46	0.035	0.89	2094

### 16 AWG (1.31 mm<sup>2</sup>)

Stranding: 65/34 (65 x 0.16 mm)  
Insulation thickness: 0.016 (0.41 mm)

Part No.	Conductors	Nominal Diameter		Jacket Thickness		UL AWM
		Inch	mm	Inch	mm	
<b>M1162</b>	2	0.277	7.04	0.035	0.89	2092
<b>M1163</b>	3	0.291	7.39	0.035	0.89	2093
<b>M1164</b>	4	0.308	7.82	0.035	0.89	2094



# Manhattan™ Audio/Video Cable

300 V Foil Shield, Overall, Multiconductor, PP, HDPE  
Direct Burial



**UL AWM 2092, 2093, 2094  
UL CM**

## Applications

- Direct burial audio and data transmission

## Operating Temperature

- -20°C to +80°C

## Conductor Color Coding

- See table

## Materials

- Solid tinned copper conductors
- Polypropylene insulation
- Aluminum/polyester foil shield, 25% overlap min.  
Foil facing inward
- 22 AWG (0.32 mm<sup>2</sup>) solid tinned copper drain wire
- Black high-density polyethylene jacket

## Features

- Direct Burial

## Availability

100 ft (30.5 m)

500 ft (152 m)

1000 ft (305 m)

Bulk

(Minimums may apply)

### 20 AWG (0.51 mm<sup>2</sup>)

Stranding: : 10/30 (10 x 0.25 mm)  
Insulation thickness: 0.013 (0.33 mm)

Part No.	Conductors	Nominal Diameter		Jacket Thickness		Color Code
		Inch	mm	Inch	mm	
<b>M39047</b>	2	0.193	4.90	0.035	0.89	O
<b>M39048</b>	3	0.202	5.13	0.035	0.89	O
<b>M39049</b>	10	0.319	8.10	0.040	1.02	O
<b>M39050</b>	15	0.363	9.22	0.045	1.14	F

Mutual capacitance: 22.2 pF/ft (72.8 pF/m)  
Ground capacitance: 40 pF/ft (131.2 pF/m)  
Except Part No. M39047:  
Mutual capacitance: 24.5 pF/ft (80.3 pF/m)  
Ground capacitance: 44 pF/ft (144.3 pF/m)





# Manhattan™ Audio/Video Cable

350 V Individually Foil Shielded Pairs, Multipair, PP, HDPE  
Direct Burial



## 20 AWG (0.51 mm<sup>2</sup>)

Stranding: 10/30 (10 x 0.25)  
Insulation thickness: 0.013 (0.33 mm)

Part No.	Pairs	Nominal Diameter		Jacket Thickness	
		Inch	mm	Inch	mm
<b>M39051</b>	3	0.336	8.53	0.040	1.02
<b>M39052</b>	6	0.446	11.33	0.045	1.14

Mutual capacitance: 24.5 pF/ft (80.3 pF/m)  
Ground capacitance: 44 pF/ft (144.3 pF/m)

**UL AWM 2092, 2093, 2094**  
**UL CM**

### Applications

- Direct burial audio and data transmission

### Operating Temperature

- -20°C to +80°C

### Conductor Color Coding

- Chart K (page 529)

### Materials

- Stranded tinned copper conductors
- Polypropylene insulation
- Aluminum/polyester foil shield, 25% overlap min.  
Foil facing inward
- 22 AWG (0.35 mm<sup>2</sup>) stranded tinned copper drain wire
- Black high-density polyethylene jacket

### Availability

100 ft (30.5 m)  
500 ft (152 m)  
1000 ft (305 m)  
Bulk, cut to length  
(Minimums may apply)



# Manhattan™ Audio/Video Cable

300 V Unshielded, Multipair, PVC, PVC



**UL AWM 2464, 2576 (150 V)**  
**UL CMG**  
**CSA CMG FT4 (150 V)**

### Applications

- Speakers and sound systems

### Operating Temperature

- -20°C to +80°C (AWM)
- -20°C to +75°C (CMG)

### Conductor Color Coding

- Chart K (page 529)

### Materials

- Solid or stranded tinned copper conductors
- PVC insulation
- Slate PVC jacket

### Availability

100 ft (30.5 m)  
 500 ft (152 m)  
 1000 ft (305 m)  
 Bulk, cut to length  
 (Minimums may apply)

### AWM 2576, CMG

**22 AWG (0.32 mm<sup>2</sup>)**

Stranding: Solid  
 Insulation thickness: 0.010 (0.25 mm)

Part No.	Pairs	Nominal Diameter		Jacket Thickness	
		Inch	mm	Inch	mm
<b>M13001</b>	1	0.157	3.98	0.032	0.81
<b>M13002</b>	2	0.215	5.46	0.032	0.81
<b>M13003</b>	3	0.226	5.74	0.032	0.81
<b>M13004</b>	4	0.246	6.24	0.032	0.81
<b>M13005</b>	5	0.267	6.78	0.032	0.81
<b>M13006</b>	6	0.289	7.34	0.032	0.81
<b>M13008</b>	8	0.318	8.07	0.035	0.89
<b>M13009</b>	9	0.342	8.68	0.035	0.89
<b>M13013</b>	13	0.392	9.95	0.037	0.94
<b>M13019</b>	19	0.452	11.48	0.040	1.02
<b>M13027</b>	27	0.547	13.89	0.045	1.14

### AWM 2576, CMG

**22 AWG (0.35 mm<sup>2</sup>)**

Stranding: 7/30 (7 x 0.25 mm)  
 Insulation thickness: 0.010 (0.25 mm)

Part No.	Pairs	Nominal Diameter		Jacket Thickness	
		Inch	mm	Inch	mm
<b>M13032</b>	2	0.231	5.86	0.032	0.81
<b>M13033</b>	3	0.244	6.19	0.032	0.81
<b>M13034</b>	4	0.265	6.73	0.032	0.81
<b>M13036</b>	6	0.320	8.13	0.035	0.89
<b>M13039</b>	9	0.375	9.52	0.037	0.94
<b>M13042</b>	12	0.424	10.76	0.040	1.02
<b>M13045</b>	15	0.460	11.68	0.040	1.02
<b>M13049</b>	19	0.493	12.52	0.040	1.02
<b>M13057</b>	27	0.598	15.18	0.045	1.14



# Manhattan™ Audio/Video Cable

300 V Unshielded, Multipair, PVC, PVC



**UL AWM 2464, 2576 (150 V)**  
**UL CMG**  
**CSA CMG FT4 (150 V)**

### Applications

- Speakers and sound systems

### Operating Temperature

- -20°C to +80°C (AWM)
- -20°C to +75°C (CMG)

### Conductor Color Coding

- Chart K (page 529)

### Materials

- Solid or stranded tinned copper conductors
- PVC insulation
- Slate PVC jacket

### Availability

100 ft (30.5 m)  
 500 ft (152 m)  
 1000 ft (305 m)  
 Bulk, cut to length  
 (Minimums may apply)

### AWM 2464, CMG

#### 20 AWG (0.56 mm<sup>2</sup>)

Stranding: 7/28 (7 x 0.32 mm)  
 Insulation thickness: 0.016 (0.41 mm)

Part No.	Pairs	Nominal Diameter		Jacket Thickness	
		Inch	mm	Inch	mm
<b>M13063</b>	3	0.224	5.68	0.035	0.89
<b>M13066</b>	6	0.284	7.21	0.035	0.89
<b>M13069</b>	9	0.328	8.33	0.035	0.89
<b>M13072</b>	15	0.405	10.28	0.040	1.02

### AWM 2464, CMG

#### 18 AWG (0.81 mm<sup>2</sup>)

Stranding: 16/30 (16 x 0.25 mm)  
 Insulation thickness: 0.016 (0.41 mm)

Part No.	Pairs	Nominal Diameter		Jacket Thickness	
		Inch	mm	Inch	mm
<b>M13081</b>	1	0.225	5.72	0.032	0.81
<b>M13082</b>	2	0.326	8.28	0.032	0.81
<b>M13083</b>	3	0.346	8.79	0.032	0.81
<b>M13084</b>	4	0.380	9.65	0.032	0.81
<b>M13085</b>	5	0.418	10.62	0.032	0.81
<b>M13086</b>	6	0.458	11.63	0.032	0.81
<b>M13088</b>	8	0.508	12.90	0.037	0.94
<b>M13089</b>	9	0.554	14.07	0.040	1.02
<b>M13092</b>	12	0.633	16.08	0.046	1.17
<b>M13095</b>	15	0.700	17.78	0.051	1.30
<b>M13099</b>	19	0.761	19.33	0.055	1.40



# Manhattan™ Audio/Video Cable

300 V Foil Shield, Overall, Multiconductor, PE, PVC



**UL AWM 2092, 2093, 2094**  
**UL CMG**  
**CSA CMG**  
**CSA FT4**

### Applications

- Audio and sound systems requiring small-diameter cable with 100% shield coverage

### Operating Temperature

- -20°C to +75°C (CMG)
- -20°C to +60°C (AWM)

### Conductor Color Coding

- AWM 2092: 1 Black, 2 Red (except Part No. M3222: Black, Natural)
- AWM 2093: 1 Black, 2 Red, 3 Natural
- AWM 2094: 1 Black, 2 Red, 3 Natural, 4 Green

### Materials

- Stranded tinned copper conductors
- Polyethylene insulation
- Aluminum/polyester foil shield, 25% overlap min. Foil facing inward
- Stranded tinned copper drain wire (see tables for size)
- Slate PVC jacket

### Availability

100 ft (30.5 m)  
 500 ft (152 m)  
 1000 ft (305 m)  
 Bulk, cut to length  
 (Minimums may apply)



#### 24 AWG (0.22 mm²)

Stranding: 7/32 (7 x 0.20 mm)  
 Insulation thickness: 0.016 (0.41 mm)  
 24 AWG (0.22 mm²) drain wire

Part No.	Conductors	Nominal Diameter		Jacket Thickness		UL AWM
		Inch	mm	Inch	mm	
<b>M3222</b>	2	0.159	4.04	0.020	0.51	2092
<b>M3223</b>	3	0.168	4.27	0.020	0.51	2093
<b>M3224</b>	4	0.182	4.62	0.020	0.51	2094

#### 22 AWG (0.35 mm²)

Stranding: 7/30 (7 x 0.25 mm)  
 Insulation thickness: 0.016 (0.41 mm)  
 22 AWG (0.35 mm²) drain wire

Part No.	Conductors	Nominal Diameter		Jacket Thickness		UL AWM
		Inch	mm	Inch	mm	
<b>M3226</b>	2	0.171	4.34	0.020	0.51	2092
<b>M3227</b>	3	0.181	4.60	0.020	0.51	2093
<b>M3228</b>	4	0.197	5.00	0.020	0.51	2094

#### 20 AWG (0.56 mm²)

Stranding: 7/28 (7 x 0.32 mm)  
 Insulation thickness: 0.016 (0.41 mm)  
 20 AWG (0.56 mm²) drain wire

Part No.	Conductors	Nominal Diameter		Jacket Thickness		UL AWM
		Inch	mm	Inch	mm	
<b>M3232</b>	2	0.187	4.75	0.020	0.51	2092
<b>M3233</b>	3	0.198	5.03	0.020	0.51	2093
<b>M3234</b>	4	0.216	5.49	0.020	0.51	2094

#### 18 AWG (0.81 mm²)

Stranding: 16/30 (16 x 0.25 mm)  
 Insulation thickness: 0.016 (0.41 mm)  
 20 AWG (0.56 mm²) drain wire

Part No.	Conductors	Nominal Diameter		Jacket Thickness		UL AWM
		Inch	mm	Inch	mm	
<b>M3242</b>	2	0.205	5.21	0.020	0.51	2092
<b>M3243</b>	3	0.217	5.51	0.020	0.51	2093
<b>M3244</b>	4	0.238	6.05	0.020	0.51	2094

# Manhattan™ Audio/Video Cable

300 V Foil Shield, Overall, Multiconductor, PE, PVC



**UL AWM 2092, 2093, 2094**  
**UL CMG**  
**UL CL2 (150 V)**  
**CSA CMG**  
**CSA FT4**

### Applications

- Audio and sound systems requiring small-diameter cable with 100% shield coverage

### Operating Temperature

- -20°C to +75°C (CMG)
- -20°C to +60°C (AWM)

### Conductor Color Coding

- AWM 2092 and CL2: 1 Black, 2 Red
- AWM 2093: 1 Black, 2 Red, 3 Natural

### Materials

- Stranded tinned copper conductors
- Polyethylene insulation
- Aluminum/polyester foil shield, 25% overlap min.  
Foil facing inward
- Stranded tinned copper drain wire (see tables for size)
- Slate PVC jacket

### Availability

100 ft (30.5 m)  
 500 ft (152 m)  
 1000 ft (305 m)  
 Bulk, cut to length  
 (Minimums may apply)

16 AWG (1.32 mm <sup>2</sup> )						
Stranding: 19/0.0117 (19 x 0.30 mm) Insulation thickness: 0.016 (0.41 mm) 18 AWG (0.81 mm <sup>2</sup> ) drain wire						
Part No.	Conductors	Nominal Diameter		Jacket Thickness		UL AWM
		Inch	mm	Inch	mm	
<b>M3247</b>	2	0.229	5.82	0.020	0.51	2092
<b>M3248</b>	3	0.243	6.17	0.020	0.51	2093

14 AWG (2.08 mm <sup>2</sup> )						
Stranding: 41/30 (41 x 0.25 mm) Insulation thickness: 0.020 (0.51 mm) 16 AWG (1.32 mm <sup>2</sup> ) drain wire						
Part No.	Conductors	Nominal Diameter		Jacket Thickness		UL Style
		Inch	mm	Inch	mm	
<b>M3249</b>	2	0.288	7.32	0.030	0.76	CL2

12 AWG (3.29 mm <sup>2</sup> )						
Stranding: 65/30 (65 x 0.25 mm) Insulation thickness: 0.020 (0.51 mm) 14 AWG (2.08 mm <sup>2</sup> ) drain wire						
Part No.	Conductors	Nominal Diameter		Jacket Thickness		UL Style
		Inch	mm	Inch	mm	
<b>M3250</b>	2	0.326	8.28	0.030	0.76	CL2



# Manhattan™ Audio/Video Cable

300 V Individually Foil Shielded Pairs, Multipair, PP/PE/SR-PVC, PVC



**UL AWM 2464, 2493, 2919  
(30 V)**

**UL CM  
CSA CM**

### Applications

- Audio and sound systems

### Operating Temperature

- -20°C to +80°C (AWM 2464)
- -20°C to +75°C (CM)
- -20°C to +60°C (AWM 2919, 2493)

### Conductor Color Coding

- AWM 2919: Chart K (page 529)
- AWM 2493: Chart A (page 528)
- AWM 2464 and CM: Black/Red, Green/White

### Materials

- Solid or stranded tinned copper conductors
- Aluminum/polyester foil shield, 25% overlap min.  
Foil facing inward  
Stranded tinned copper drain wire equal in size to conductor (unless noted)
- Polyethylene, polypropylene, or semirigid PVC insulation (see tables)
- Slate PVC jacket

### Availability

100 ft (30.5 m)  
500 ft (152 m)  
1000 ft (305 m)  
Bulk, cut to length  
(Minimums may apply)



### AWM 2493, UL CM, Polypropylene Insulation

**22 AWG (0.32 mm<sup>2</sup>)**

Stranding: Solid  
Insulation thickness: 0.010 (0.25 mm)

Part No.	Pairs	Nominal Diameter		Jacket Thickness	
		Inch	mm	Inch	mm
<b>M39039</b>	6	0.362	9.19	0.050	1.27
<b>M39040</b>	9	0.415	10.54	0.050	1.27
<b>M39041</b>	11	0.459	11.66	0.050	1.27
<b>M39042</b>	15	0.507	12.88	0.050	1.27

### UL CM, Polypropylene Insulation

**22 AWG (0.35 mm<sup>2</sup>)**

Stranding: 7/30 (7 x 0.25 mm)  
Insulation thickness: 0.008 (0.20 mm)

Part No.	Pairs	Nominal Diameter		Jacket Thickness	
		Inch	mm	Inch	mm
<b>M4473</b>	2	0.150	3.81	0.19	0.48

### AWM 2919, UL CM, Polypropylene Insulation

**22 AWG (0.35 mm<sup>2</sup>)**

Stranding: 7/30 (7 x 0.25 mm)  
Insulation thickness: 0.010 (0.25 mm)

Part No.	Pairs	Nominal Diameter		Jacket Thickness	
		Inch	mm	Inch	mm
<b>M13103</b>	3	0.271	6.88	0.032	0.81
<b>M13106</b>	6	0.349	8.86	0.032	0.81
<b>M13109</b>	9	0.412	10.46	0.032	0.81
<b>M13111</b>	11	0.466	11.84	0.035	0.89
<b>M13112</b>	12	0.466	11.84	0.035	0.89
<b>M13115</b>	15	0.537	13.64	0.050	1.27
<b>M13117</b>	17	0.577	14.66	0.050	1.27
<b>M13119</b>	19	0.577	14.66	0.050	1.27
<b>M13127</b>	27	0.685	17.40	0.050	1.27
<b>M13130</b>	37	0.766	19.46	0.050	1.27

### AWM 2464, UL CM, SR-PVC Insulation

**20 AWG (0.56 mm<sup>2</sup>)**

Stranding: 7/28 (7 x 0.32 mm)  
Insulation thickness: 0.010 (0.25 mm)

Part No.	Pairs	Nominal Diameter		Jacket Thickness	
		Inch	mm	Inch	mm
<b>M13142</b>	2	0.284	7.21	0.032	0.81

# Manhattan™ Audio/Video Cable

300 V Individually Foil Shielded Pairs, Multipair, PP/PE/SR-PVC, PVC



**UL AWM 2464, 2493, 2919  
(30 V)  
UL CM  
CSA CM**

### Applications

- Audio and sound systems

### Operating Temperature

- -20°C to +80°C (AWM 2464)
- -20°C to +75°C (CM)
- -20°C to +60°C (AWM 2919, 2493)

### Conductor Color Coding

- AWM 2919: Chart K (page 529)
- AWM 2493: Chart A (page 528)
- AWM 2464 and CM: Black/Red, Green/White

### Materials

- Solid or stranded tinned copper conductors
- Aluminum/polyester foil shield, 25% overlap min.  
Foil facing inward  
Stranded tinned copper drain wire equal in size to conductor (unless noted)
- Polyethylene, polypropylene, or semirigid PVC insulation (see tables)
- Slate PVC jacket

### Availability

100 ft (30.5 m)  
500 ft (152 m)  
1000 ft (305 m)  
Bulk, cut to length  
(Minimums may apply)

#### AWM 2919, UL CM, Polyethylene Insulation

##### 20 AWG (0.56 mm<sup>2</sup>)

Stranding: 7/28 (7 x 0.32 mm)  
Insulation thickness: 0.013 (0.25 mm)

Part No.	Pairs	Nominal Diameter		Jacket Thickness	
		Inch	mm	Inch	mm
M13143	3	0.324	8.23	0.032	0.64
M13146	6	0.448	11.38	0.043	1.09
M13149	9	0.522	13.26	0.043	1.09
M13151	11	0.579	14.71	0.050	1.27
M13152	12	0.598	15.19	0.050	1.27
M13155	15	0.650	16.51	0.050	1.27

#### AWM 2919, UL CM, Polyethylene Insulation

##### 18 AWG (0.81 mm<sup>2</sup>)

Stranding: 16/30 (16 x 0.25 mm)  
Insulation thickness: 0.016 (0.41 mm)  
Drain wire: 20 AWG (0.56 mm<sup>2</sup>)

Part No.	Pairs	Nominal Diameter		Jacket Thickness	
		Inch	mm	Inch	mm
M13173	3	0.380	9.65	0.032	0.81
M13176	6	0.541	13.74	0.050	1.27
M13179	9	0.632	16.05	0.050	1.27
M13182	12	0.737	18.72	0.065	1.65
M13185	15	0.817	20.75	0.065	1.65



# Manhattan™ Audio/Video Cable

300 V Individually Foil Shielded Pairs, Multipair, PP, PVC



20 AWG (0.56 mm <sup>2</sup> )					
Stranding: 7/28 (7 x 0.32 mm)					
Insulation thickness: 0.015 (0.38 mm)					
Part No.	Pairs	Nominal Diameter		Jacket Thickness	
		Inch	mm	Inch	mm
<b>M14604</b>	4	0.365	9.27	0.030	0.76

Mutual capacitance: 23 pF/ft (75.5 pF/m)  
Ground capacitance: 41 pF/ft (134.5 pF/m)

**UL CMG VW-1**  
**CSA CMG**

### Applications

- Communication and instrumentation systems requiring special wiring
- Audio process-control computer systems

### Operating Temperature

- -20°C to +105°C

### Conductor Color Coding

- 1 Black-Red, 2 Green-White, 3 White/Red-White/Black, 4 White/Yellow-White/Green

### Materials

- Stranded tinned copper conductors
- Polypropylene insulation
- Aluminum/polyester foil shield, 25% overlap min  
Foil facing inward
- 22 AWG (0.35 mm<sup>2</sup>) stranded tinned copper drain wire
- Slate PVC jacket

### Availability

100 ft (30.5 m)  
500 ft (152 m)  
1000 ft (305 m)  
Bulk, cut to length  
(Minimums may apply)





# Manhattan™ Audio/Video Cable

Braid or Spiral Shield, Single Conductor, PE, PVC  
Microphone Cable



### Applications

- High-impedance microphones
- Hi-fi interconnection systems
- Instruments and tape recorders

### Operating Temperature

- -20°C to +60°C

### Materials

- Stranded tinned copper conductors\*
- Polyethylene insulation

- Braided tinned copper or spiral wrapped tinned copper shield
- Slate PVC jacket

### Availability

- 100 ft (30.5 m)
- 500 ft (152 m)
- 1000 ft (305 m)
- Bulk, cut to length  
(Minimums may apply)

Part No.	Voltage	Wire Size		Stranding		Nominal Diameter		Shield	Jacket Thickness		Insulation Thickness		Capacitance	
		AWG	mm <sup>2</sup>	AWG	mm	Inch	mm		Inch	mm	Inch	mm	pF/ft	pF/m
<b>M3601*</b>	300	30	0.05	7/38*	7 x 0.10	0.086	2.18	Braid	0.016	0.41	0.012	0.30	32	105.0
<b>M3633*</b>	1000	26	0.14	7/34*	7 x 0.16	0.101	2.57	Spiral	0.020	0.50	0.016	0.41	35	114.8
<b>M3605</b>	3500	24	0.20	10/34	10 x 0.16	0.146	3.71	Braid	0.030	0.76	0.020	0.50	36	118.1
<b>M3635</b>	1000	24	0.20	10/34	10 x 0.16	0.106	2.69	Spiral	0.020	0.50	0.016	0.41	41	134.5
<b>M3611</b>	4000	20	0.52	26/34	26 x 0.16	0.180	4.57	Braid	0.030	0.76	0.030	0.76	39	128.0

\*M3601 and M3633 have 3 strands of tinned copper and 4 strands of tinned Copperweld.

# Manhattan™ Audio/Video Cable

300 V Braid Shield, Multiconductor, PVC, PVC  
Microphone Cable



**UL AWM 2095**  
**UL CMG**  
**CSA CMG FT4**

### Operating Temperature

- -20°C to +80°C (AWM)
- -20°C to +75°C (CMG)

### Conductor Color Code

- 1 Black, 2 Red

### Materials

- Solid or stranded tinned copper conductors
- PVC insulation
- Tinned copper braid shield, 88% coverage  
Drain wire equivalent to conductors
- Black PVC jacket

### Availability

100 ft (30.5 m)  
500 ft (152 m)  
1000 ft (305 m)  
Bulk, cut to length  
(Minimums may apply)

### 22 AWG (0.32 mm<sup>2</sup>)

Stranding: Solid  
Insulation thickness: 0.016 (0.41 mm)

Part No.	Conductors	Nominal Diameter		Jacket Thickness	
		Inch	mm	Inch	mm
<b>M14461</b>	2	0.195	4.95	0.028	0.71

Mutual capacitance: 41 pF/ft (134.5 pF/m)  
Ground capacitance: 74 pF/ft (242.8 pF/m)

### 22 AWG (0.35 mm<sup>2</sup>)

Stranding: 7/30 (7 x 0.25 mm)  
Insulation thickness: 0.016 (0.41 mm)

Part No.	Conductors	Nominal Diameter		Jacket Thickness	
		Inch	mm	Inch	mm
<b>M14462</b>	2	0.205	5.21	0.028	0.71

Mutual capacitance: 43 pF/ft (141.3 pF/m)  
Ground capacitance: 77 pF/ft (252.6 pF/m)

# Manhattan™ Audio/Video Cable

300 V Unshielded, Multiconductor, PVC, PVC



**UL AWM 2509, 2576**  
**UL CL2**  
**UL CMG**  
**CSA CMG FT4**

### Applications

- Unbalanced intercom and sound systems
- Remote circuit controls
- Telephones
- Low-voltage circuits

### Operating Temperature

- -20°C to +80°C (AWM)
- -20°C to +75°C (CMG and CL2)

### Conductor Color Coding

- Chart D (page 531)

### Materials

- Stranded tinned copper conductors
- PVC insulation
- Slate PVC jacket

### Availability

100 ft (30.5 m)  
 500 ft (152 m)  
 1000 ft (305 m)  
 Bulk, cut to length  
 (Minimums may apply)

### UL AWM 2509, UL CMG

#### 20 AWG (0.56 mm<sup>2</sup>)

Stranding: 7/28 (7 x 0.32 mm)  
 Insulation thickness: 0.016 (0.41 mm)  
 Color Code D

Part No.	Conductors	Nominal Diameter		Jacket Thickness	
		Inch	mm	Inch	mm
<b>M33402</b>	2	0.183	4.65	0.020	0.51
<b>M33403</b>	3	0.191	4.85	0.020	0.51
<b>M33404</b>	4	0.209	5.31	0.020	0.51
<b>M33406</b>	6	0.251	6.38	0.020	0.51
<b>M33408</b>	8	0.273	6.93	0.020	0.51
<b>M33410</b>	10	0.320	8.13	0.020	0.51
<b>M33412</b>	12	0.331	8.41	0.020	0.51
<b>M33415</b>	15	0.362	9.19	0.020	0.51
<b>M33419</b>	19	0.390	9.91	0.020	0.51

### UL AWM 2509, UL CMG

#### 18 AWG (0.81 mm<sup>2</sup>)

Stranding: 16/30 (7 x 0.25 mm)  
 Insulation thickness: 0.016 (0.41 mm)  
 Color Code D

Part No.	Conductors	Nominal Diameter		Jacket Thickness	
		Inch	mm	Inch	Mm
<b>M33502</b>	2	0.208	5.28	0.025	0.64
<b>M33503</b>	3	0.220	5.59	0.025	0.64
<b>M33504</b>	4	0.241	6.12	0.025	0.64
<b>M33505</b>	5	0.264	6.71	0.025	0.64
<b>M33506</b>	6	0.288	7.32	0.025	0.64
<b>M33507</b>	7	0.288	7.32	0.025	0.64
<b>M33508</b>	8	0.313	7.95	0.025	0.64
<b>M33510</b>	10	0.366	9.30	0.025	0.64
<b>M33512</b>	12	0.378	9.60	0.025	0.64
<b>M33515</b>	15	0.423	10.74	0.030	0.76
<b>M33519</b>	19	0.465	11.81	0.035	0.89
<b>M33525</b>	25	0.544	13.82	0.035	0.89



# Manhattan™ Audio/Video Cable

300 V Unshielded, Multiconductor, PVC, PVC



**UL AWM 2509, 2576**  
**UL CL2**  
**UL CMG**  
**CSA CMG FT4**

### Applications

- Unbalanced intercom and sound systems
- Remote circuit controls
- Telephones
- Low-voltage circuits

### Operating Temperature

- -20°C to +80°C (AWM)
- -20°C to +75°C (CMG and CL2)

### Conductor Color Coding

- Chart D (page 531)

### Materials

- Stranded tinned copper conductors
- PVC insulation
- Slate PVC jacket

### Availability

100 ft (30.5 m)  
 500 ft (152 m)  
 1000 ft (305 m)  
 Bulk, cut to length  
 (Minimums may apply)

### UL AWM 2509, UL CMG

#### 16 AWG (1.32 mm<sup>2</sup>)

Stranding: 19/0.0117 (19 x 0.30 mm)  
 Insulation thickness: 0.016 (0.41 mm)  
 Color Code D

Part No.	Conductors	Nominal Diameter		Jacket Thickness	
		Inch	mm	Inch	mm
<b>M33572</b>	2	0.232	5.89	0.025	0.64
<b>M33573</b>	3	0.246	6.25	0.025	0.64
<b>M33574</b>	4	0.273	6.93	0.025	0.64
<b>M33576</b>	6	0.327	8.31	0.025	0.64
<b>M33578</b>	8	0.356	9.04	0.025	0.64

### UL AWM 2576, UL CL2

#### 14 AWG (2.08 mm<sup>2</sup>)

Stranding: 41/30 (41 x 0.25 mm)  
 Insulation thickness: 0.020 (0.51 mm)

Part No.	Conductors	Nominal Diameter		Jacket Thickness	
		Inch	mm	Inch	mm
<b>M33582</b>	2	0.295	7.49	0.032	0.81
<b>M33583</b>	3	0.313	7.95	0.032	0.81

### UL AWM 2576, UL CL2

#### 12 AWG (3.29 mm<sup>2</sup>)

Stranding: 65/30 (65 x 0.25 mm)  
 Insulation thickness: 0.020 (0.51 mm)

Part No.	Conductors	Nominal Diameter		Jacket Thickness	
		Inch	mm	Inch	mm
<b>M33590</b>	2	0.333	8.45	0.032	0.81
<b>M33591</b>	3	0.354	8.99	0.032	0.81



# Manhattan™ Audio/Video Cable

300 V Unshielded, Multiconductor, SR-PVC, PVC



**UL AWM 2464, 2509, 2576  
UL CMG  
CSA CMG FT4**

### Applications

- Unbalanced intercom and sound systems
- Remote circuit controls
- Telephones
- Low-voltage circuits

### Operating Temperature

- -20°C to +80°C (AWM)
- -20°C to +75°C (CMG)

### Conductor Color Coding

- Chart E (page 532) for AWM 2464
- Chart D (page 531) for AWM 2576

### Materials

- Stranded tinned copper conductors
- Semirigid PVC insulation
- Slate PVC jacket

### Availability

100 ft (30.5 m)  
500 ft (152 m)  
1000 ft (305 m)

Bulk

(Minimums may apply)

### UL AWM 2464, UL CMG

**24 AWG (0.22 mm<sup>2</sup>)**

Stranding: 7/32 (7 x 0.20 mm)  
Insulation thickness: 0.010 (0.25 mm)  
Color Code E

Part No.	Conductors	Nominal Diameter		Jacket Thickness	
		Inch	mm	Inch	mm
M38902	2	0.155	3.94	0.032	0.81
M38903	3	0.162	4.11	0.032	0.81
M38904	4	0.173	4.39	0.032	0.81
M38906	6	0.200	5.08	0.032	0.81
M38908	8	0.213	5.41	0.032	0.81
M38910	10	0.243	6.17	0.032	0.81
M38915	15	0.269	6.83	0.032	0.81
M38920	20	0.297	7.54	0.032	0.81
M38925	25	0.331	8.41	0.032	0.81
M38930	30	0.349	8.86	0.032	0.81
M38940	40	0.389	9.88	0.032	0.81
M38950	50	0.426	10.82	0.032	0.81

### UL AWM 2576, UL CMG

**22 AWG (0.35 mm<sup>2</sup>)**

Stranding: 7/30 (7 x 0.25 mm)  
Insulation thickness: 0.010 (0.25 mm)  
Color Code D

Part No.	Conductors	Nominal Diameter		Jacket Thickness	
		Inch	mm	Inch	mm
M33302	2	0.164	4.16	0.032	0.81
M33303	3	0.175	4.45	0.032	0.81
M33304	4	0.188	4.78	0.032	0.81
M33305	5	0.203	5.16	0.032	0.81
M33306	6	0.218	5.54	0.032	0.81
M33308	8	0.233	5.92	0.032	0.81
M33310	10	0.267	6.78	0.032	0.81
M33312	12	0.275	6.99	0.032	0.81
M33315	15	0.297	7.54	0.032	0.81
M33320	20	0.329	8.36	0.032	0.81
M33325	25	0.367	9.32	0.032	0.81
M33330	30	0.388	9.86	0.032	0.81
M33340	40	0.432	10.97	0.032	0.81
M33350	50	0.481	12.22	0.035	0.89
M33360	60	0.523	13.28	0.035	0.89



# Manhattan™ Audio/Video Cable

300 V Spiral Wrap Copper Shield, Multiconductor, PVC, PVC



**UL AWM 2095**  
**UL AWM 1108**  
 (Single conductor)  
**UL CMG**  
**CSA CMG FT4**

### Applications

- Audio and RF frequencies

### Operating Temperature

- -20°C to +80°C (AWM)
- -20°C to +75°C (CMG)

### Conductor Color Coding

- 1 Black, 2 Red, 3 White, 4 Green, 5 Yellow, 6 Blue
- Part No. M13282: 1 Red, 2 White

### Materials

- Stranded tinned copper conductors
- PVC insulation
- Spiral wrapped tinned copper shield, 90% coverage
- Slate PVC jacket

### Availability

100 ft (30.5 m)  
 500 ft (152 m)  
 1000 ft (305 m)  
 Bulk, cut to length  
 (Minimums may apply)

## 22 AWG (0.35 mm<sup>2</sup>)

Stranding: 7/30 (7 x 0.25 mm)  
 Insulation thickness: 0.016 (0.41 mm)

Part No.	Conductors	Nominal Diameter		Jacket Thickness	
		Inch	mm	Inch	mm
<b>M3261</b>	1	0.112	2.84	0.020	0.51
<b>M3262</b>	2	0.177	4.50	0.020	0.51
<b>M3263</b>	3	0.187	4.75	0.020	0.51
<b>M3264</b>	4	0.206	5.23	0.020	0.51
<b>M3266</b>	6	0.243	6.17	0.020	0.51

## 20 AWG (0.50 mm<sup>2</sup>)

Stranding: 10/30 (10 x 0.25 mm)  
 Insulation thickness: 0.016 (0.41 mm)

Part No.	Conductors	Nominal Diameter		Jacket Thickness	
		Inch	mm	Inch	mm
<b>M3271</b>	1	0.119	3.02	0.020	0.51
<b>M3272</b>	2	0.191	4.85	0.020	0.51
<b>M3273</b>	3	0.202	5.13	0.020	0.51
<b>M3274</b>	4	0.223	5.66	0.020	0.51
<b>M3276</b>	6	0.264	6.71	0.020	0.51

## 20 AWG (0.56 mm<sup>2</sup>)

Stranding: 7/28 (10 x 0.32 mm)  
 Insulation thickness: 0.016 (0.41 mm)

Part No.	Conductors	Nominal Diameter		Jacket Thickness	
		Inch	mm	Inch	mm
<b>M13272</b>	2	0.203	5.16	0.025	0.64

## 18 AWG (0.81 mm<sup>2</sup>)

Stranding: 16/30 (16 x 0.25 mm)  
 Insulation thickness: 0.016 (0.41 mm)

Part No.	Conductors	Nominal Diameter		Jacket Thickness	
		Inch	mm	Inch	mm
<b>M3281</b>	1	0.129	3.28	0.020	0.51
<b>M3282</b>	2	0.214	5.44	0.020	0.51
<b>M3283</b>	3	0.226	5.74	0.020	0.51
<b>M3284</b>	4	0.247	6.27	0.020	0.51



# Manhattan™ Audio/Video Cable

300 V Spiral Wrap Copper Shield, Multiconductor, PVC, PVC



- UL AWM 2095
- UL AWM 1108
- (Single conductor)
- UL CMG
- CSA CMG FT4

### Applications

- Audio and RF frequencies

### Operating Temperature

- -20°C to +80°C (AWM)
- -20°C to +75°C (CMG)

### Conductor Color Coding

- 1 Black, 2 Red, 3 White, 4 Green, 5 Yellow, 6 Blue
- Part No. M13282: 1 Red, 2 White

### Materials

- Stranded tinned copper conductors
- PVC insulation
- Spiral wrapped tinned copper shield, 90% coverage
- Slate PVC jacket

### Availability

100 ft (30.5 m)  
 500 ft (152 m)  
 1000 ft (305 m)  
 Bulk, cut to length  
 (Minimums may apply)

## 18 AWG (0.89 mm<sup>2</sup>)

Stranding: 7/26 (7 x 0.40 mm)  
 Insulation thickness: 0.022 (0.56 mm)

Part No.	Conductors	Nominal Diameter		Jacket Thickness	
		Inch	mm	Inch	mm
M13282	2	0.256	6.50	0.028	0.71
M13283	3	0.270	6.86	0.028	0.71

## 16 AWG (1.32 mm<sup>2</sup>)

Stranding: 26/30 (26 x 0.25 mm)  
 Insulation thickness: 0.016 (0.41 mm)

Part No.	Conductors	Nominal Diameter		Jacket Thickness	
		Inch	mm	Inch	mm
M3287	2	0.240	6.10	0.025	0.64
M3288	3	0.254	6.45	0.025	0.64

## 16 AWG (1.32 mm<sup>2</sup>)

Stranding: 19/0.0117 (19 x 0.30 mm)  
 Insulation thickness: 0.023 (0.58 mm)

Part No.	Conductors	Nominal Diameter		Jacket Thickness	
		Inch	mm	Inch	mm
M13287	2	0.286	7.26	0.030	0.76

## 14 AWG (2.08 mm<sup>2</sup>)

Stranding: 41/30 (41 x 0.25 mm)  
 Insulation thickness: 0.020 (0.51 mm)

Part No.	Conductors	Nominal Diameter		Jacket Thickness	
		Inch	mm	Inch	mm
M3289*	2	0.295	7.49	0.025	0.64
M3290*	3	0.312	7.92	0.025	0.64

\*450 V.



# Manhattan™ Audio/Video Cable

## 300 V Braid Shield, Multiconductor, PVC, PVC



**UL AWM 2095, 2464**  
**CSA CMG FT4**

### Applications

- Audio and sound systems experiencing high flexing and needing additional tensile strength

### Operating Temperature

- -20°C to +80°C (AMW)
- -20°C to +75°C (CMG)

### Conductor Color Coding

- Chart D (page 531), unless otherwise noted

### Materials

- Stranded tinned copper conductors
- PVC insulation
- Tinned copper braid shield, 85% coverage
- Slate PVC jacket

### Availability

100 ft (30.5 m)  
500 ft (152 m)  
1000 ft (305 m)  
Bulk, cut to length  
(Minimums may apply)

### UL 2095

#### 22 AWG (0.035mm<sup>2</sup>)

Stranding: 7/30 (7 x 0.25 mm)  
Insulation thickness: 0.016 (0.41 mm)

Part No.	Conductors	Nominal Diameter		Jacket Thickness	
		Inch	mm	Inch	mm
<b>M3202</b>	2	0.189	4.80	0.020	0.51
<b>M13203</b>	3	0.199	5.05	0.020	0.51
<b>M3204</b>	4	0.215	5.46	0.020	0.51

### UL 2095

#### 20 AWG (0.56 mm<sup>2</sup>)

Stranding: 7/28 (7 x 0.32 mm)  
Insulation thickness: 0.016 (0.41 mm)

Part No.	Conductors	Nominal Diameter		Jacket Thickness	
		Inch	mm	Inch	mm
<b>M3206</b>	2	0.205	5.21	0.020	0.51
<b>M3207</b>	3	0.216	5.49	0.020	0.51
<b>M3208</b>	4	0.234	5.94	0.020	0.51
<b>M13209*</b>	6	0.300	7.62	0.032	0.81
<b>M13210*</b>	12	0.396	10.06	0.040	1.02

\*UL AWM 2464. Conductor color code Chart F (page 532).

### UL 2095

#### 18 AWG (0.81 mm<sup>2</sup>)

Stranding: 16/30 (16 x 0.25 mm)  
Insulation thickness: 0.016 (0.41 mm)

Part No.	Conductors	Nominal Diameter		Jacket Thickness	
		Inch	mm	Inch	mm
<b>M3212</b>	2	0.223	5.66	0.020	0.51
<b>M3213</b>	3	0.235	5.97	0.020	0.51
<b>M3214</b>	4	0.256	6.50	0.020	0.51

### UL 2095

#### 16 AWG (1.32 mm<sup>2</sup>)

Stranding: 19/0.0117 (19 x 0.30 mm)  
Insulation thickness: 0.016 (0.41 mm)

Part No.	Conductors	Nominal Diameter		Jacket Thickness	
		Inch	mm	Inch	mm
<b>M3216</b>	2	0.247	6.27	0.020	0.51
<b>M3217</b>	3	0.261	6.63	0.020	0.51





# Manhattan™ Audio/Video Cable

300 V Braid Shield, Multiconductor, PVC, PVC



**UL AWM 2095, 2464  
CSA CMG FT4**

### Applications

- Audio and sound systems experiencing high flexing and needing additional tensile strength

### Operating Temperature

- -20°C to +80°C (AMW)
- -20°C to +75°C (CMG)

### Conductor Color Coding

- Chart D (page 531), unless otherwise noted

### Materials

- Stranded tinned copper conductors
- PVC insulation
- Tinned copper braid shield, 85% coverage
- Slate PVC jacket

### Availability

100 ft (30.5 m)  
500 ft (152 m)  
1000 ft (305 m)  
Bulk, cut to length  
(Minimums may apply)

### 450 V; Not UL Recognized

**14 AWG (2.08 mm<sup>2</sup>)**

Stranding: 41/30 (41 x 0.25 mm)  
Insulation thickness: 0.020 (0.51 mm)

Part No.	Conductors	Nominal Diameter		Jacket Thickness	
		Inch	mm	Inch	mm
<b>M33218</b>	2	0.299	7.59	0.020	0.51
<b>M33219</b>	3	0.317	8.05	0.020	0.51

### 450 V; Not UL Recognized

**12 AWG (3.29 mm<sup>2</sup>)**

Stranding: 65/30 (65 x 0.25 mm)  
Insulation thickness: 0.020 (0.51 mm)

Part No.	Conductors	Nominal Diameter		Jacket Thickness	
		Inch	mm	Inch	mm
<b>M33220</b>	2	0.337	8.56	0.020	0.51
<b>M33221</b>	3	0.358	9.09	0.020	0.51



# Manhattan™ Audio/Video Cable

300 V Foil Shield, Multiconductor, PE or SR-PVC, PVC



**UL AWM 2092, 2093, 2094,  
2464, 20253**  
**UL CM, CMG, CL2**  
**CSA CMG FT4**

### Applications

- Lightweight, low-cost small-diameter cable for audio and sound systems

### Operating Temperature

- -20°C to +80°C (AWM 2464, 20253)
- -20°C to +75°C (CM, CMG)
- -20°C to +60°C (AWM 2092, 2093, 2094)

### Conductor Color Coding

(Unless noted)

- 2-conductor: Black, clear
- 3-conductor: Black, red, clear
- 4-conductor: Black, red, white, green

### Materials

- Polyethylene or semirigid PVC insulation (see tables)
- Aluminum/polyester foil shield, 25% overlap min.  
Foil facing inward  
Stranded tinned copper drain wire (see tables for size)
- Slate PVC jacket

### Availability

100 ft (30.5 m)  
500 ft (152 m)  
1000 ft (305 m)  
Bulk, cut to length  
(Minimums may apply)



### Polyethylene Insulation

#### 24 AWG (0.22 mm²)

Stranding: 7/32 (7 x 0.20 mm)  
Insulation thickness: 0.016 (0.41 mm)  
24 AWG (0.22 mm²) drain wire

Part No.	Conductors	Nominal Diameter		Jacket Thickness		Approval	Color Code
		Inch	mm	Inch	mm		
<b>M13222</b>	2	0.166	4.22	0.025	0.64	2092, CM	Black, Clear

Mutual capacitance: 18 pF/ft (59 pF/m)  
Ground capacitance: 32 pF/ft (105 pF/m)

### Semi-Rigid PVC Insulation

#### 24 AWG (0.22 mm²)

Stranding: 7/32 (7 x 0.20 mm)  
Insulation thickness: 0.010 (0.51 mm)  
24 AWG (0.22 mm²) drain wire

Part No.	Conductors	Nominal Diameter		Jacket Thickness		Approval	Color Code
		Inch	mm	Inch	mm		
<b>M39024</b>	3	0.166	4.22	0.032	0.81	2464, CMG	O
<b>M39025</b>	4	0.174	4.42	0.032	0.81	2464, CMG	O
<b>M39026</b>	5	0.187	4.75	0.032	0.81	2464, CMG	O
<b>M39027</b>	6	0.201	5.11	0.032	0.81	2464, CMG	O
<b>M39028</b>	7	0.201	5.11	0.032	0.81	2464, CMG	O
<b>M39029</b>	8	0.214	5.44	0.032	0.81	2464, CMG	O
<b>M39030</b>	9	0.228	5.79	0.032	0.81	2464, CMG	O
<b>M39031</b>	10	0.247	6.27	0.032	0.81	2464, CMG	O
<b>M39032</b>	15	0.273	6.93	0.032	0.81	2464, CMG	F
<b>M39033</b>	20	0.301	7.65	0.032	0.81	2464, CMG	F
<b>M39034</b>	25	0.335	8.51	0.032	0.81	2464, CMG	F
<b>M39035</b>	30	0.369	9.37	0.040	1.02	2464, CMG	F
<b>M39036</b>	40	0.409	10.39	0.040	1.02	2464, CMG	F
<b>M39037</b>	50	0.456	11.58	0.045	1.14	2464, CMG	F

Mutual capacitance: 32 pF/ft (105 pF/m)  
Ground capacitance: 58 pF/ft (190.3 pF/m)

### Polyethylene Insulation

#### 22 AWG (0.35 mm²)

Stranding: 7/30 (7 x 0.25 mm)  
Insulation thickness: 0.016 (0.41 mm)  
22 AWG (0.35 mm²) drain wire

Part No.	Conductors	Nominal Diameter		Jacket Thickness		Approvals
		Inch	mm	Inch	mm	
<b>M13226</b>	2	0.178	4.52	0.025	0.64	2092, CM
<b>M13227</b>	3	0.204	5.18	0.033	0.84	2093, CM

Mutual capacitance: 20 pF/ft (65.6 pF/m)  
Ground capacitance: 36 pF/ft (118.1 pF/m)

# Manhattan™ Audio/Video Cable

300 V Foil Shield, Multiconductor, PE or SR-PVC, PVC



**UL AWM 2092, 2093, 2094, 2464, 20253**  
**UL CM, CMG, CL2**  
**CSA CMG FT4**

### Applications

- Lightweight, low-cost small-diameter cable for audio and sound systems

### Operating Temperature

- -20°C to +80°C (AWM 2464, 20253)
- -20°C to +75°C (CM, CMG)
- -20°C to +60°C (AWM 2092, 2093, 2094)

### Conductor Color Coding

(Unless noted)

- 2-conductor: Black, clear
- 3-conductor: Black, red, clear
- 4-conductor: Black, red, white, green

### Materials

- Polyethylene or semirigid PVC insulation (see tables)
- Aluminum/polyester foil shield, 25% overlap min.  
Foil facing inward  
Stranded tinned copper drain wire (see tables for size)
- Slate PVC jacket

### Availability

100 ft (30.5 m)  
 500 ft (152 m)  
 1000 ft (305 m)  
 Bulk, cut to length  
 (Minimums may apply)



### PVC Insulation

#### 22 AWG (0.35 mm<sup>2</sup>)

Stranding: 7/30 (7 x 0.25 mm)  
 Insulation thickness: 0.013 (0.33 mm)  
 22 AWG (0.35 mm<sup>2</sup>) drain wire

Part No.	Conductors	Nominal Diameter		Jacket Thickness		Approvals
		Inch	mm	Inch	mm	
<b>M13229</b>	2	0.189	4.80	0.035	0.64	2464, CMG

Mutual capacitance: 48 pF/ft (157.4 pF/m)  
 Ground capacitance: 86 pF/ft (282.1 pF/m)

Color code: black, red.

### Polyethylene Insulation

#### 20 AWG (0.56 mm<sup>2</sup>)

Stranding: 7/28 (7 x 0.32 mm)  
 Insulation thickness: 0.016 (0.41 mm)  
 20 AWG (0.56 mm<sup>2</sup>) drain wire

Part No.	Conductors	Nominal Diameter		Jacket Thickness		Approvals
		Inch	mm	Inch	mm	
<b>M13232</b>	2	0.200	5.08	0.028	0.71	2092, CM
<b>M13233</b>	3	0.221	5.61	0.033	0.84	2093, CM

Mutual capacitance: 23 pF/ft (75.4 pF/m)  
 Ground capacitance: 41 pF/ft (134.5 pF/m)

### Polyethylene Insulation

#### 18 AWG (0.81 mm<sup>2</sup>)

Stranding: 16/30 (16 x 0.25 mm)  
 Insulation thickness: 0.019 (0.48 mm)  
 20 AWG (0.56 mm<sup>2</sup>) drain wire

Part No.	Conductors	Nominal Diameter		Jacket Thickness		Approvals
		Inch	mm	Inch	mm	
<b>M13242</b>	2	0.230	5.84	0.028	0.71	2092, CM
<b>M13243</b>	3	0.253	6.43	0.033	0.84	2093, CM

Mutual capacitance: 24.1 pF/ft (79.1 pF/m)  
 Ground capacitance: 43 pF/ft (141.1 pF/m)

### SR-PVC Insulation

#### 18 AWG (0.96 mm<sup>2</sup>)

Stranding: 19/30 (19 x 0.25 mm)  
 Insulation thickness: 0.010 (0.25 mm)  
 20 AWG (0.56 mm<sup>2</sup>) drain wire

Part No.	Conductors	Nominal Diameter		Jacket Thickness		Approvals
		Inch	mm	Inch	mm	
<b>M13244</b>	4	0.249	6.32	0.035	0.89	2464, CMG

Mutual capacitance: 47 pF/ft (154.2 pF/m)  
 Ground capacitance: 85 pF/ft (278.9 pF/m)

# Manhattan™ Audio/Video Cable

300 V Foil Shield, Multiconductor, PE or SR-PVC, PVC



**UL AWM 2092, 2093, 2094,  
2464, 20253**  
**UL CM, CMG, CL2**  
**CSA CMG FT4**

### Applications

- Lightweight, low-cost small-diameter cable for audio and sound systems

### Operating Temperature

- -20°C to +80°C (AWM 2464, 20253)
- -20°C to +75°C (CM, CMG)
- -20°C to +60°C (AWM 2092, 2093, 2094)

### Conductor Color Coding

(Unless noted)

- 2-conductor: Black, clear
- 3-conductor: Black, red, clear
- 4-conductor: Black, red, white, green

### Materials

- Polyethylene or semirigid PVC insulation (see tables)
- Aluminum/polyester foil shield, 25% overlap min.  
Foil facing inward  
Stranded tinned copper drain wire (see tables for size)
- Slate PVC jacket

### Availability

100 ft (30.5 m)  
500 ft (152 m)  
1000 ft (305 m)  
Bulk, cut to length  
(Minimums may apply)

### Polyethylene Insulation

#### 16 AWG (1.32 mm<sup>2</sup>)

Stranding: 19/0.0117 (19 x 0.30 mm)  
Insulation thickness: 0.032 (0.81 mm)  
18 AWG (0.81 mm<sup>2</sup>) drain wire

Part No.	Conductors	Nominal Diameter		Jacket Thickness		Approvals
		Inch	mm	Inch	mm	
M13247	2	0.317	8.05	0.032	0.81	20253, CM, CL2
M13248	3	0.336	8.53	0.032	0.81	20253, CM, CL2

Mutual capacitance: 20.5 pF/ft (67.2 pF/m)  
Ground capacitance: 37 pF/ft (121.4 pF/m)

### Polyethylene Insulation

#### 14 AWG (2.08 mm<sup>2</sup>)

Stranding: 19/0.0147 (19 x 0.37 mm)  
Insulation thickness: 0.032 (0.81 mm)  
16 AWG (1.31 mm<sup>2</sup>) drain wire

Part No.	Conductors	Nominal Diameter		Jacket Thickness		Approvals
		Inch	mm	Inch	mm	
M13249	2	0.345	8.78	0.035	0.89	20253, CM, CL2

Mutual capacitance: 22.5 pF/ft (73.8 pF/m)  
Ground capacitance: 40 pF/ft (131.2 pF/m)

### Polyethylene Insulation

#### 12 AWG (3.29 mm<sup>2</sup>)

Stranding: 19/0.0185 (19 x 0.47 mm)  
Insulation thickness: 0.037 (0.81 mm)  
14 AWG (2.08 mm<sup>2</sup>) drain wire

Part No.	Conductors	Nominal Diameter		Jacket Thickness		Approvals
		Inch	mm	Inch	mm	
M13250	2	0.421	10.69	0.040	1.02	20253, CM, CL2

Mutual capacitance: 25 pF/ft (82 pF/m)  
Ground capacitance: 44 pF/ft (144.3 pF/m)



# Manhattan™ Audio/Video Cable

300 V Foil Shield, Multiconductor, PVC, PVC



## 20 AWG (0.56 mm<sup>2</sup>)

Stranding: 7/28 (7 x 0.32 mm)  
Insulation thickness: 0.013 (0.33 mm)

Part No.	Conductors	Nominal Diameter		Jacket Thickness	
		Inch	mm	Inch	mm
<b>M14429</b>	2	0.199	5.05	0.032	0.81

Mutual capacitance: 54 pF/ft (177.2 pF/m)  
Ground capacitance: 97 pF/ft (318.2 pF/m)

**UL AWM 2464**  
**UL CMG**  
**CSA CMG FT4**

### Applications

- Audio, broadcast, and sound systems
- Instrumentation

### Operating Temperature

- -20°C to +80°C (AWM)
- -20°C to +75°C (CMG)

### Conductor Color Coding

- 1 Black, 2 Red

### Materials

- Stranded tinned copper conductors
- PVC insulation
- Aluminum/polyester foil shield, 25% overlap min.  
Foil facing outward
- 22 AWG (0.35 mm<sup>2</sup>) stranded tinned copper drain wire
- Slate PVC jacket

### Availability

Bulk, cut to length  
(Minimums may apply)



# Manhattan™ Audio/Video Cable

300 V Foil Shield, Multiconductor, PP, PVC  
Miniature



UL CM  
CSA CM

## Applications

- Audio, broadcast, and sound systems
- Instrumentation

## Operating Temperature

- -20°C to +75°C

## Conductor Color Coding

- 1 Black, 2 Red

## Materials

- Solid or stranded tinned copper conductors
- Polypropylene insulation
- Aluminum/polyester foil shield, 25% overlap min.  
Foil facing outward
- Stranded tinned copper drain wire equal in size to conductor
- Slate PVC jacket (except black where noted)

## Availability

100 ft (30.5 m)  
500 ft (152 m)  
1000 ft (305 m)  
Bulk, cut to length  
(Minimums may apply)

### 24 AWG (0.22 mm²)

Stranding: 7/32 (7 x 0.20 mm)  
Insulation thickness: 0.008 (0.20 mm)

Part No.	Conductors	Nominal Diameter		Jacket Thickness	
		Inch	mm	Inch	mm
<b>M14328*</b>	2	0.124	3.15	0.020	0.51

Mutual capacitance: 25 pF/ft (82 pF/m)  
Ground capacitance: 45 pF/ft (147.6 pF/m)

\*Black jacket.

### 22 AWG (0.35 mm²)

Stranding: Solid  
Insulation thickness: 0.008 (0.20 mm)

Part No.	Conductors	Nominal Diameter		Jacket Thickness	
		Inch	mm	Inch	mm
<b>M4325</b>	2	0.122	3.10	0.018	0.46

Mutual capacitance: 28 pF/ft (91.8 pF/m)  
Ground capacitance: 50 pF/ft 164 pF/m)

### 22 AWG (0.35 mm²)

Stranding: 7/30 (7 x 0.25 mm)  
Insulation thickness: 0.008 (0.20 mm)

Part No.	Conductors	Nominal Diameter		Jacket Thickness	
		Inch	mm	Inch	mm
<b>M4326</b>	2	0.139	3.53	0.020	0.51
<b>M14327*</b>					

Mutual capacitance: 28 pF/ft (91.8 pF/m)  
Ground capacitance: 50 pF/ft 164 pF/m)

\*Black jacket.



# Manhattan™ Audio/Video Cable

300 V Unshielded and Shielded, Multiconductor Composite, PVC/PE/PP, PVC



**UL AWM 2717 (300 V)**  
**UL AWM 2094, 2576 (150 V)**  
**UL CM, CMG**  
**CSA CMG, CMG**

**Operating Temperature**

- -20°C to +80°C (AWM 2717)
- -20°C to +75°C (CM, CMG, except where noted)
- -20°C to +60°C (AWM 2094)

**Conductor Color Coding**

- See tables

**Materials**

- Stranded tinned copper conductors
- PVC insulation (polypropylene or polyethylene, as noted)
- Aluminum/polyester foil shield, 25% minimum overlap
- Stranded tinned copper drain wire (see tables for size)
- PVC jacket (see tables for colors)

**Availability**

100 ft (30.5 m)  
 500 ft (152 m)  
 1000 ft (305 m)  
 (Minimums may apply)

**22 AWG Composite Shielded and Unshielded, UL CM, Slate Jacket**

**22 AWG (0.35 mm<sup>2</sup>)**

Stranding: 7/30 (7 x 0.25 mm)  
 22 AWG (0.035 mm<sup>2</sup>) drain wire (M4475)  
 24 AWG (0.22 mm<sup>2</sup>) drain wire (M4451)

Part No.	Conductors	Nominal Diameter		Insulation Thickness		Jacket Thickness		Configuration		Insulation
		Inch	mm	Inch	mm	Inch	mm	Shielded	Unshielded	
<b>M4475</b>	3	0.190	4.83	0.013	0.33	0.032	0.81	2 Black, White	1 Brown	PVC
<b>M4451</b>	4	0.161	4.09	0.008	0.20	0.019	0.48	2 Red, Black	2 Green, White	PP

**20 AWG Composite Shielded and Unshielded, UL CMG, Slate Jacket**

**20 AWG (0.56 mm<sup>2</sup>)**

Stranding: 7/28 (7 x 0.32 mm)  
 Insulation Thickness: 0.015 (0.38 mm)  
 22 AWG (0.35 mm<sup>2</sup>) drain wire

Part No.	Pairs	Nominal Diameter		Jacket Thickness		Configuration		Insulation
		Inch	mm	Inch	mm	Shielded	Unshielded	
<b>M4452</b>	4	0.226	5.74	0.028	0.71	2 Red, Black	2 Green, White	PVC

**22 AWG Composite Shielded and Unshielded, AWM 2717 and UL CM, Polypropylene Insulation, Slate Jacket**

**22 AWG (0.35 mm<sup>2</sup>)**

Stranding: 7/30 (7 x 0.25 mm)  
 24 AWG (0.22 mm<sup>2</sup>) drain wire

Part No.	Pairs	Nominal Diameter		Insulation Thickness		Jacket Thickness		Configuration	
		Inch	mm	Inch	mm	Inch	mm	Shielded	Unshielded
<b>M14474</b>	2	0.243	5.17	0.010	0.25	0.028	0.71	2 Red, Black	—
<b>M14476*</b>	2	0.220	5.59	0.008	0.20	0.030	0.81	1 Red, Black	1 Green, White

\*Not CMG



# Manhattan™ Audio/Video Cable

300 V Unshielded and Shielded, Multiconductor Composite, PVC/PE/PP, PVC



**UL AWM 2717 (300 V)**  
**UL AWM 2094, 2576 (150 V)**  
**UL CM, CMG**  
**CSA CMG, CMG**

### Operating Temperature

- -20°C to +80°C (AWM 2717)
- -20°C to +75°C (CM, CMG, except where noted)
- -20°C to +60°C (AWM 2094)

### Conductor Color Coding

- See tables

### Materials

- Stranded tinned copper conductors
- PVC insulation (polypropylene or polyethylene, as noted)
- Aluminum/polyester foil shield, 25% minimum overlap
- Stranded tinned copper drain wire (see tables for size)
- PVC jacket (see tables for colors)

### Availability

100 ft (30.5 m)  
 500 ft (152 m)  
 1000 ft (305 m)  
 (Minimums may apply)

## 24/22 AWG Composite Shielded and Unshielded, UL CM, Slate Jacket

		24 AWG (0.22 mm <sup>2</sup> )				22 AWG (0.35 mm <sup>2</sup> )				
		Stranding: 7/32 (7 x 0.20 mm) 22 AWG (0.35 mm <sup>2</sup> ) drain wire (M14477) 24 AWG (0.22 mm <sup>2</sup> ) drain wire (M14478)				Stranding: 7/30 (7 x 0.25 mm)				
Part No.	Conductors	Nominal Diameter		Insulation Thickness		Jacket Thickness		Configuration		Insulation
		Inch	mm	Inch	mm	Inch	mm	Shielded	Unshielded	
M14477	4 (24 AWG)	0.239	6.07	0.016	0.41	0.028	0.71	4**	—	PVC
	2 (22 AWG)							—	2 Blue, White	PVC
M14478*	8 (24 AWG)	0.295	7.49	0.012	0.30	0.030	0.81	8 <sup>†</sup>	—	PE
	2 (22 AWG)			0.015	0.38			—	2 White, Blue	PVC

\*Cable has two quads of four shielded conductors, each quad individually shielded. One quad has a red shield; the other has a green shield. Not CMG.

\*\*Conductor color coding: Black, green, red, yellow.

†Conductor color coding: Slate, white, blue, green, brown, red, yellow, orange.

## 22 AWG Shielded, UL CM, Brown Jacket

		22 AWG (0.35 mm <sup>2</sup> )						
		Stranding: 7/30 (7 x 0.25 mm) Insulation Thickness 0.008 (0.20 mm) 22 AWG (0.35 mm <sup>2</sup> ) drain wire						
Part No.	Conductors	Nominal Diameter		Jacket Thickness		Configuration		Insulation
		Inch	mm	Inch	mm	Shielded	Unshielded	
M14475	3	0.143	3.63	0.020	0.51	3*	—	PP

\*Conductor color coding: Black, red, white.





# Manhattan™ Audio/Video Cable

300 V Unshielded and Shielded, Multiconductor Composite, PVC/PE, PVC



**UL AWM 2717 (300 V)**  
**UL AWM 2094, 2576 (150 V)**  
**UL CM, CMG**  
**CSA CMG, CMG**

### Operating Temperature

- -20°C to +80°C (AWM 2717)
- -20°C to +75°C (CM, CMG, except where noted)
- -20°C to +60°C (AWM 2094)

### Conductor Color Coding

- See tables

### Materials

- Stranded tinned copper conductors
- PVC or PE insulation
- Aluminum/polyester foil shield, 25% minimum overlap
- Stranded tinned copper drain wire (see tables for size)
- PVC jacket (see tables for colors)

### Availability

100 ft (30.5 m)  
 500 ft (152 m)  
 1000 ft (305 m)  
 (Minimums may apply)

## 22 and 18 AWG Unshielded, UL CM Only, Slate Jacket

Part No.	22 AWG (0.35 mm <sup>2</sup> )		Nominal Diameter		Jacket Thickness		Insulation
	Conductors*	18 AWG	Inch	mm	Inch	mm	
<b>M4406</b>	4	2	0.255	6.48	0.032	0.81	PVC

Conductor color coding:  
 22 AWG: Red, green, brown, blue.  
 18 AWG: Black, white.

## 20 Foil Shielded and 18 AWG Unshielded, AWM 2094, CM, Beige Jacket

Part No.	20 AWG (0.56 mm <sup>2</sup> )		Nominal Diameter		Jacket Thickness		Insulation
	Conductors	18 AWG	Inch	mm	Inch	mm	
<b>M13291</b>	2	2	0.264	6.71	0.032	0.81	PE

Conductor color coding:  
 22 AWG: Black, red.  
 18 AWG: Green, white.



# Manhattan™ Security and Data Cable

300 V Unshielded, Multiconductor, PVC, PVC



**UL CMR**  
**CSA CMR**

### Operating Temperature

- -20°C to +75°C

### Conductor Color Coding

- 1 Black, 2 Red, 3 White, 4 Green, 5 Brown, 6 Blue, 7 Orange, 8 Yellow, 9 Violet, 10 Slate

### Materials

- Stranded bare copper conductors
- PVC insulation
- Slate PVC jacket

### Availability

100 ft (30.5 m)  
500 ft (152 m)  
1000 ft (305 m)  
Bulk, cut to length  
(Minimums may apply)

## 22 AWG (0.35 mm<sup>2</sup>)

Stranding: 7/30 (7 x 0.25 mm)  
Insulation thickness: 0.010 (0.25 mm)

Part No.	Conductors	Nominal Diameter		Jacket Thickness	
		Inch	mm	Inch	mm
<b>M213302</b>	2	0.130	3.30	0.015	0.38
<b>M213303</b>	3	0.138	3.51	0.015	0.38
<b>M213304</b>	4	0.151	3.84	0.015	0.38
<b>M213305</b>	5	0.166	4.22	0.015	0.38
<b>M213308</b>	8	0.196	4.98	0.015	0.38

## 20 AWG (0.56 mm<sup>2</sup>)

Stranding: 7/28 (7 x 0.32 mm)  
Insulation thickness: 0.010 (0.25 mm)

Part No.	Conductors	Nominal Diameter		Jacket Thickness	
		Inch	mm	Inch	mm
<b>M213402</b>	2	0.146	3.71	0.015	0.38
<b>M213403</b>	3	0.155	3.94	0.015	0.38
<b>M213404</b>	4	0.170	4.32	0.015	0.38

## 18 AWG (0.89 mm<sup>2</sup>)

Stranding: 7/26 (7 x 0.40 mm)  
Insulation thickness: 0.010 (0.25 mm)

Part No.	Conductors	Nominal Diameter		Jacket Thickness	
		Inch	mm	Inch	mm
<b>M213502</b>	2	0.166	4.22	0.015	0.38
<b>M213503</b>	3	0.177	4.50	0.015	0.38
<b>M213504</b>	4	0.195	4.95	0.015	0.38

## 16 AWG (1.32 mm<sup>2</sup>)

Stranding: 19/0.0117 (19 x 0.30 mm)  
Insulation thickness: 0.010 (0.25 mm)

Part No.	Conductors	Nominal Diameter		Jacket Thickness	
		Inch	mm	Inch	mm
<b>M213572</b>	2	0.188	4.77	0.015	0.38
<b>M213573</b>	3	0.200	5.08	0.015	0.38
<b>M213574</b>	4	0.221	5.61	0.015	0.38



# Manhattan™ Security and Data Cable

300 V Foil Shielded, Multiconductor, PVC, PVC



**UL CMR**  
**CSA CMR**

### Operating Temperature

- 20°C to +75°C

### Conductor Color Coding

- 1 Black, 2 Red, 3 White, 4 Green, 5 Brown, 6 Blue, 7 Orange, 8 Yellow, 9 Violet, 10 Slate

### Materials

- Stranded bare copper conductors
- PVC insulation
- Aluminum/polyester foil shield, 25% overlap min.  
Foil facing outward
- Stranded tinned copper drain wire one even AWG size smaller than conductor (except 24 AWG, which is the same size as the conductors)
- Slate PVC jacket

### Availability

100 ft (30.5 m)  
500 ft (152 m)  
1000 ft (305 m)  
Bulk, cut to length  
(Minimums may apply)

24 AWG (0.22 mm <sup>2</sup> )					
Stranding: 7/32 (7 x 0.20 mm) Insulation thickness: 0.010 (0.25 mm)					
Part No.	Conductors	Nominal Diameter		Jacket Thickness	
		Inch	mm	Inch	mm
M239023	2	0.122	3.10	0.015	0.38
M239024	3	0.129	3.28	0.015	0.38
M239025	4	0.140	3.56	0.015	0.38

22 AWG (0.35 mm <sup>2</sup> )					
Stranding: 7/30 (7 x 0.25 mm) Insulation thickness: 0.010 (0.25 mm)					
Part No.	Conductors	Nominal Diameter		Jacket Thickness	
		Inch	mm	Inch	mm
M113226	2	0.134	3.40	0.015	0.38
M113227	3	0.142	3.61	0.015	0.38

20 AWG (0.56 mm <sup>2</sup> )					
Stranding: 7/28 (7 x 0.32 mm) Insulation thickness: 0.010 (0.25 mm)					
Part No.	Conductors	Nominal Diameter		Jacket Thickness	
		Inch	mm	Inch	mm
M113232	2	0.150	3.81	0.015	0.38
M113233	3	0.159	4.04	0.015	0.38

18 AWG (0.89 mm <sup>2</sup> )					
Stranding: 7/26 (7 x 0.40 mm) Insulation thickness: 0.010 (0.25 mm)					
Part No.	Conductors	Nominal Diameter		Jacket Thickness	
		Inch	mm	Inch	mm
M113242	2	0.170	4.32	0.015	0.38
M113243	3	0.181	4.60	0.015	0.38
M113244	4	0.199	5.05	0.015	0.38

16 AWG (1.32 mm <sup>2</sup> )					
Stranding: 19/0.0117 (7 x 0.30 mm) Insulation thickness: 0.010 (0.25 mm)					
Part No.	Conductors	Nominal Diameter		Jacket Thickness	
		Inch	mm	Inch	mm
M113247	2	0.192	4.88	0.015	0.38
M113248	3	0.204	5.18	0.015	0.38



# Manhattan™ Security and Data Cable

300 V Unshielded, Multipair, PVC, PVC



**UL CMR**  
**CSA CMR**

### Operating Temperature

- -20°C to +75°C

### Conductor Color Coding

- Chart A1 (page 528)

### Materials

- Stranded bare copper conductors
- PVC insulation
- Slate PVC jacket

### Availability

100 ft (30.5 m)  
500 ft (152 m)  
1000 ft (305 m)  
Bulk, cut to length  
(Minimums may apply)

#### 22 AWG (0.35 mm<sup>2</sup>)

Stranding: 7/30 (7 x 0.25 mm)  
Insulation thickness: 0.010 (0.25 mm)

Part No.	Pairs	Nominal Diameter		Jacket Thickness	
		Inch	mm	Inch	mm
<b>M2210</b>	2	0.194	4.93	0.015	0.38
<b>M2211</b>	3	0.207	5.26	0.015	0.38
<b>M2212</b>	4	0.228	5.79	0.015	0.38

#### 20 AWG (0.56 mm<sup>2</sup>)

Stranding: 7/28 (7 x 0.32 mm)  
Insulation thickness: 0.010 (0.25 mm)

Part No.	Pairs	Nominal Diameter		Jacket Thickness	
		Inch	mm	Inch	mm
<b>M2222</b>	2	0.220	5.59	0.015	0.38
<b>M2223</b>	3	0.235	5.97	0.015	0.38
<b>M2224</b>	4	0.260	6.60	0.015	0.38
<b>M2226</b>	6	0.317	8.05	0.015	0.38

#### 18 AWG (0.89 mm<sup>2</sup>)

Stranding: 7/26 (7 x 0.40 mm)  
Insulation thickness: 0.010 (0.25 mm)

Part No.	Pairs	Nominal Diameter		Jacket Thickness	
		Inch	mm	Inch	mm
<b>M2215</b>	2	0.253	6.43	0.015	0.38
<b>M2216</b>	3	0.270	6.86	0.015	0.38
<b>M2217</b>	4	0.300	7.62	0.015	0.38



# Manhattan™ Security and Data Cable

300 V, Individually Foil Shielded Pairs, Multipair, PVC, PVC



**UL CMR**  
**CSA CMR**

### Operating Temperature

- -20°C to +75°C

### Conductor Color Coding

- Chart A1 (page 528)

### Materials

- Stranded bare copper conductors
- PVC insulation
- Aluminum/polyester foil shield, 25% overlap min. Foil facing inward
- Stranded tinned copper drain wire one even AWG size smaller than conductor
- Slate PVC jacket

### Availability

100 ft (30.5 m)  
500 ft (152 m)  
1000 ft (305 m)  
Bulk, cut to length  
(Minimums may apply)

22 AWG (0.35 mm <sup>2</sup> )					
Stranding: 7/30 (7 x 0.25 mm)					
Insulation thickness: 0.010 (0.25 mm)					
Part No.	Pairs	Nominal Diameter		Jacket Thickness	
		Inch	mm	Inch	mm
M213102	2	0.229	5.82	0.020	0.51
M213103	3	0.244	6.20	0.020	0.51
M213104	4	0.269	6.83	0.020	0.51
M213106	6	0.325	8.26	0.020	0.51

20 AWG (0.56 mm <sup>2</sup> )					
Stranding: 7/28 (7 x 0.32 mm)					
Insulation thickness: 0.010 (0.25 mm)					
Part No.	Pairs	Nominal Diameter		Jacket Thickness	
		Inch	mm	Inch	mm
M213142	2	0.257	6.53	0.020	0.51
M213143	3	0.274	6.96	0.020	0.51
M213144	4	0.303	7.70	0.020	0.51
M213146	6	0.367	9.32	0.020	0.51

18 AWG (0.89 mm <sup>2</sup> )					
Stranding: 7/26 (7 x 0.40 mm)					
Insulation thickness: 0.010 (0.25 mm)					
Part No.	Pairs	Nominal Diameter		Jacket Thickness	
		Inch	mm	Inch	mm
M213172	2	0.292	7.42	0.020	0.51
M213173	3	0.312	7.92	0.020	0.51
M213174	4	0.345	8.76	0.020	0.51
M213176	6	0.420	10.67	0.020	0.51



# Manhattan™ Security and Data Cable

300 V Overall Foil Shield, Multipair, PVC, PVC



**UL CMR**  
**CSA CMR**

### Operating Temperature

- -20°C to +75°C

### Conductor Color Coding

- Chart A1 (page 528)

### Materials

- Stranded bare copper conductors
- PVC insulation
- Aluminum/polyester foil shield, 25% overlap min.  
Foil facing outward
- Stranded tinned copper drain wire one even AWG size smaller than conductor (except 24 AWG, which is the same size as the conductors)
- Slate PVC jacket

### Availability

100 ft (30.5 m)  
500 ft (152 m)  
1000 ft (305 m)  
Bulk, cut to length  
(Minimums may apply)

## 24 AWG (0.22 mm²)

Stranding: 7/32 (7 x 0.20 mm)  
Insulation thickness: 0.010 (0.25 mm)

Part No.	Pairs	Nominal Diameter		Jacket Thickness	
		Inch	mm	Inch	mm
<b>M213191</b>	2	0.178	4.52	0.015	0.38
<b>M213192</b>	3	0.190	4.83	0.015	0.38
<b>M213193</b>	4	0.209	5.31	0.015	0.38

## 22 AWG (0.35 mm²)

Stranding: 7/30 (7 x 0.25 mm)  
Insulation thickness: 0.010 (0.25 mm)

Part No.	Pairs	Nominal Diameter		Jacket Thickness	
		Inch	mm	Inch	mm
<b>M213222</b>	2	0.198	5.03	0.015	0.38
<b>M213223</b>	3	0.211	5.36	0.015	0.38
<b>M213224</b>	4	0.232	5.89	0.015	0.38

## 20 AWG (0.56 mm²)

Stranding: 7/28 (7 x 0.32 mm)  
Insulation thickness: 0.010 (0.25 mm)

Part No.	Pairs	Nominal Diameter		Jacket Thickness	
		Inch	mm	Inch	mm
<b>M213202</b>	2	0.224	5.69	0.015	0.38
<b>M213203</b>	3	0.239	6.07	0.015	0.38
<b>M213204</b>	4	0.264	6.71	0.015	0.38
<b>M213206</b>	6	0.331	8.41	0.020	0.51

## 18 AWG (0.89 mm²)

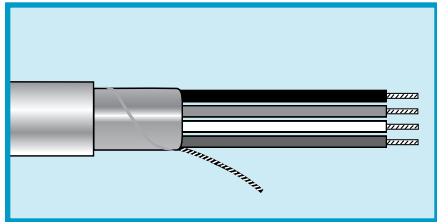
Stranding: 7/26 (7 x 0.40 mm)  
Insulation thickness: 0.010 (0.25 mm)

Part No.	Pairs	Nominal Diameter		Jacket Thickness	
		Inch	mm	Inch	mm
<b>M213182</b>	2	0.257	6.53	0.015	0.38
<b>M213183</b>	3	0.274	6.96	0.015	0.38
<b>M213184</b>	4	0.304	7.72	0.015	0.38



# Manhattan™ Plenum Cable

300 V Overall Foil Shield, Multiconductor, PVC, PVC, Plenum Rated



**UL CMP**  
**CSA CMP FT6**

### Operating Temperature

- -20°C to +75°C

### Conductor Color Coding

- 1 Black, 2 Red, 3 White, 4 Green, 5 Brown, 6 Blue, 7 Orange, 8 Yellow, 9 Violet, 10 Slate

### Materials

- Stranded bare copper conductors
- Plenum-rated PVC insulation
- Aluminum/polyester foil shield, 25% overlap min.  
Foil facing outward
- Stranded tinned copper drain wire (see tables for size)
- White plenum-rated PVC jacket

### Availability

100 ft (30.5 m)  
500 ft (152 m)  
1000 ft (305 m)  
Bulk, cut to length  
(Minimums may apply)

#### 24 AWG (0.22 mm<sup>2</sup>)

Stranding: 7/32 (7 x 0.20 mm)  
Insulation thickness: 0.010 (0.25 mm)  
24 AWG (0.22 mm<sup>2</sup>) drain wire

Part No.	Conductors	Nominal Diameter		Jacket Thickness	
		Inch	mm	Inch	mm
<b>M244837</b>	2	0.122	3.10	0.015	0.38
<b>M244838</b>	3	0.129	3.28	0.015	0.38
<b>M244839</b>	4	0.140	3.56	0.015	0.38

#### 22 AWG (0.35 mm<sup>2</sup>)

Stranding: 7/30 (7 x 0.25 mm)  
Insulation thickness: 0.010 (0.25 mm)  
24 AWG (0.22 mm<sup>2</sup>) drain wire

Part No.	Conductors	Nominal Diameter		Jacket Thickness	
		Inch	mm	Inch	mm
<b>M244800</b>	2	0.134	3.40	0.015	0.38
<b>M244801</b>	3	0.142	3.61	0.015	0.38
<b>M244802</b>	4	0.155	3.94	0.015	0.38
<b>M244804</b>	6	0.178	4.52	0.015	0.38
<b>M244806</b>	8	0.200	5.08	0.015	0.38
<b>M244808</b>	10	0.234	5.94	0.015	0.38

#### 20 AWG (0.56 mm<sup>2</sup>)

Stranding: 7/28 (7 x 0.32 mm)  
Insulation thickness: 0.010 (0.25 mm)  
22 AWG (0.35 mm<sup>2</sup>) drain wire

Part No.	Conductors	Nominal Diameter		Jacket Thickness	
		Inch	mm	Inch	Mm
<b>M244816</b>	2	0.150	3.81	0.015	0.38
<b>M244817</b>	3	0.159	4.04	0.015	0.38
<b>M244818</b>	4	0.174	4.42	0.015	0.38



# Manhattan™ Plenum Cable

300 V Overall Foil Shield, Multiconductor, PVC, PVC, Plenum Rated



**UL CMP**  
**CSA CMP FT6**

### Operating Temperature

- -20°C to +75°C

### Conductor Color Coding

- 1 Black, 2 Red, 3 White, 4 Green, 5 Brown, 6 Blue, 7 Orange, 8 Yellow, 9 Violet, 10 Slate

### Materials

- Stranded bare copper conductors
- Plenum-rated PVC insulation
- Aluminum/polyester foil shield, 25% overlap min.  
Foil facing outward
- Stranded tinned copper drain wire (see tables for size)
- White plenum-rated PVC jacket

### Availability

100 ft (30.5 m)  
500 ft (152 m)  
1000 ft (305 m)  
Bulk, cut to length  
(Minimums may apply)

## 18 AWG (0.89 mm<sup>2</sup>)

Stranding: 7/26 (16 x 0.40 mm)  
Insulation thickness: 0.010 (0.25 mm)  
20 AWG (0.56 mm<sup>2</sup>) drain wire

Part No.	Conductors	Nominal Diameter		Jacket Thickness	
		Inch	mm	Inch	Mm
<b>M244825</b>	2	0.146	3.71	0.015	0.38
<b>M244826</b>	3	0.181	4.60	0.015	0.38
<b>M244827</b>	4	0.199	5.05	0.015	0.38

## 16 AWG (1.32 mm<sup>2</sup>)

Stranding: 19/0.0117 (19 x 0.30 mm)  
Insulation thickness: 0.010 (0.25 mm)  
18 AWG (0.89 mm<sup>2</sup>) drain wire

Part No.	Conductors	Nominal Diameter		Jacket Thickness	
		Inch	mm	Inch	mm
<b>M244834</b>	2	0.192	4.88	0.015	0.38
<b>M244835</b>	3	0.204	5.18	0.015	0.38
<b>M244836</b>	4	0.225	5.71	0.015	0.38





# Manhattan™ Plenum Cable

300 V Overall Foil Shield, Multiconductor, FEP, PVDF, Plenum Rated



**UL CMR**  
**CSA CMP FT6**

### Operating Temperature

- -40°C to +125°C

### Conductor Color Coding

- Chart D (page 531)

### Materials

- Stranded tinned copper conductors
- FEP insulation
- Aluminum/polyester foil shield, 25% overlap min.  
Foil facing outward
- Stranded tinned copper drain wire (see tables for size)
- Red PVDF jacket

### Availability

100 ft (30.5 m)  
500 ft (152 m)  
1000 ft (305 m)  
Bulk, cut to length  
(Minimums may apply)

## 22 AWG (0.35 mm<sup>2</sup>)

Stranding: 7/30 (7 x 0.25 mm)  
Insulation thickness: 0.006 (0.15 mm)  
24 AWG (0.22 mm<sup>2</sup>) drain wire

Part No.	Conductors	Nominal Diameter		Jacket Thickness	
		Inch	mm	Inch	mm
<b>M413226</b>	2	0.118	3.00	0.015	0.38

## 18 AWG (0.96 mm<sup>2</sup>)

Stranding: 19/30 (19 x 0.25 mm)  
Insulation thickness: 0.007 (0.18 mm)  
20 AWG (0.56 mm<sup>2</sup>) drain wire

Part No.	Conductors	Nominal Diameter		Jacket Thickness	
		Inch	mm	Inch	mm
<b>M413242</b>	2	0.162	4.11	0.015	0.38



# Manhattan™ Plenum Cable

300 V Overall Foil Shield, Multiconductor, FEP, FEP, Plenum Rated



**UL CMP**  
**CSA CMP FT6**

### Operating Temperature

- -20°C to +150°C

### Conductor Color Coding

- Chart F (page 532), unless noted

### Materials

- Stranded tinned copper conductors
- FEP insulation
- Aluminum/polyester foil shield, 25% overlap min.  
Foil facing outward
- Stranded tinned copper drain wire (see tables for size)
- Slate FEP jacket

### Availability

100 ft (30.5 m)  
500 ft (152 m)  
1000 ft (305 m)  
Bulk, cut to length  
(Minimums may apply)

### 24 AWG (0.22 mm²)

Stranding: 7/32 (7 x 0.20 mm)  
Insulation thickness: 0.006 (0.15 mm)  
24 AWG (0.22 mm²) drain wire

Part No.	Conductors	Nominal Diameter		Jacket Thickness	
		Inch	mm	Inch	mm
<b>M64837</b>	2	0.096	2.44	0.010	0.25
<b>M64838</b>	3	0.102	2.59	0.010	0.25
<b>M64839</b>	4	0.111	2.82	0.010	0.25
<b>M64840</b>	5	0.122	3.10	0.010	0.25
<b>M64841</b>	6	0.133	3.38	0.010	0.25
<b>M64842</b>	7	0.133	3.38	0.010	0.25
<b>M64843</b>	8	0.168	4.26	0.012	0.30
<b>M64844</b>	9	0.159	4.04	0.012	0.30
<b>M64845</b>	10	0.172	4.37	0.012	0.30
<b>M64846</b>	12	0.178	4.52	0.012	0.30
<b>M64847</b>	15	0.193	4.90	0.012	0.30

### 22 AWG (0.35 mm²)

Stranding: 7/30 (7 x 0.25 mm)  
Insulation thickness: 0.006 (0.15 mm)  
24 AWG (0.22 mm²) drain wire

Part No.	Conductors	Nominal Diameter		Jacket Thickness	
		Inch	mm	Inch	mm
<b>M64800</b>	2	0.108	2.74	0.010	0.25
<b>M64801</b>	3	0.115	2.92	0.010	0.25
<b>M64802</b>	4	0.126	3.20	0.010	0.25
<b>M64803</b>	5	0.138	3.51	0.010	0.25
<b>M64804</b>	6	0.151	3.84	0.010	0.25
<b>M64805</b>	7	0.151	3.84	0.010	0.25
<b>M64806</b>	8	0.168	4.27	0.012	0.30
<b>M64807</b>	9	0.181	4.60	0.012	0.30
<b>M64808</b>	10	0.196	4.98	0.012	0.30
<b>M64809</b>	12	0.203	5.16	0.012	0.30
<b>M64812</b>	15	0.221	5.61	0.012	0.30



# Manhattan™ Plenum Cable

300 V Overall Foil Shield, Multiconductor, FEP, FEP, Plenum Rated



**UL CMP**  
**CSA CMP FT6**

### Operating Temperature

- 20°C to +150°C

### Conductor Color Coding

- Chart F (page 532), unless noted

### Materials

- Stranded tinned copper conductors
- FEP insulation
- Aluminum/polyester foil shield, 25% overlap min. Foil facing outward
- Stranded tinned copper drain wire (see tables for size)
- Slate FEP jacket

### Availability

100 ft (30.5 m)  
500 ft (152 m)  
1000 ft (305 m)  
Bulk, cut to length  
(Minimums may apply)

### -80 to +150°C Temperature Rating, Color Code D

#### 22 AWG (0.35 mm<sup>2</sup>)

Stranding: 7/30 (7 x 0.25 mm)  
Insulation thickness: 0.006 (0.15 mm)  
24 AWG (0.22 mm<sup>2</sup>) drain wire

Part No.	Conductors	Nominal Diameter		Jacket Thickness	
		Inch	mm	Inch	mm
<b>M613226</b>	1	0.118	2.99	0.015	0.38

#### 20 AWG (0.56 mm<sup>2</sup>)

Stranding: 7/28 (7 x 0.32 mm)  
Insulation thickness: 0.006 (0.15 mm)  
22 AWG (0.35 mm<sup>2</sup>) drain wire

Part No.	Conductors	Nominal Diameter		Jacket Thickness	
		Inch	mm	Inch	Mm
<b>M64816</b>	2	0.124	3.15	0.010	0.25
<b>M64817</b>	3	0.132	3.35	0.010	0.25
<b>M64818</b>	4	0.145	3.68	0.010	0.25
<b>M64820</b>	6	0.175	4.45	0.010	0.25
<b>M64822</b>	8	0.194	4.93	0.012	0.30
<b>M64824</b>	10	0.228	5.79	0.012	0.30

### -80 to +150°C Temperature Rating, Color Code D

#### 18 AWG (0.96 mm<sup>2</sup>)

Stranding: 19/30 (19 x 0.25 mm)  
Insulation thickness: 0.007 (0.18 mm)  
20 AWG (0.60 mm<sup>2</sup>) drain wire

Part No.	Conductors	Nominal Diameter		Jacket Thickness	
		Inch	mm	Inch	mm
<b>M613242</b>	2	0.162	4.11	0.015	0.38

#### 18 AWG (0.89 mm<sup>2</sup>)

Stranding: 7/26 (16 x 0.40 mm)  
Insulation thickness: 0.009 (0.23 mm)  
20 AWG (0.56 mm<sup>2</sup>) drain wire

Part No.	Conductors	Nominal Diameter		Jacket Thickness	
		Inch	mm	Inch	mm
<b>M64825</b>	2	0.160	4.06	0.010	0.25
<b>M64826</b>	3	0.166	4.22	0.010	0.25
<b>M64827</b>	4	0.188	4.78	0.012	0.30
<b>M64829</b>	6	0.227	5.77	0.012	0.30
<b>M64831</b>	8	0.247	6.27	0.012	0.30

#### 16 AWG (1.43 mm<sup>2</sup>)

Stranding: 7/24 (7 x 0.51 mm)  
Insulation thickness: 0.009 (0.23 mm)  
18 AWG (0.89 mm<sup>2</sup>) drain wire

Part No.	Conductors	Nominal Diameter		Jacket Thickness	
		Inch	mm	Inch	mm
<b>M64834</b>	2	0.180	4.57	0.010	0.25
<b>M64835</b>	3	0.196	4.98	0.012	0.30
<b>M64836</b>	4	0.217	5.51	0.012	0.30



# Manhattan™ Plenum Cable

300 V Individually Foil Shielded Pairs, Multipair, PVC, PVC  
Plenum Rated



**UL CMP**  
**CSA CMP**

### Operating Temperature

- -20°C to +75°C

### Conductor Color Coding

- Chart A1 (page 528)  
(Part number M243473: Black, white, green/yellow)

### Materials

- Stranded bare copper conductors
- Plenum-rated PVC insulation
- Aluminum/polyester foil shield, 25% overlap min.  
Foil facing inward
- Stranded tinned copper drain wire (see tables for size)
- White plenum-rated PVC jacket

### Availability

100 ft (30.5 m)  
500 ft (152 m)  
1000 ft (305 m)  
Bulk, cut to length  
(Minimums may apply)

#### 22 AWG (0.35 mm<sup>2</sup>)

Stranding: 7/30 (7 x 0.25 mm)  
Insulation thickness: 0.007 (0.18mm)  
24 AWG (0.22 mm<sup>2</sup>) drain wire

Part No.	Pairs	Nominal Diameter		Jacket Thickness	
		Inch	mm	Inch	Mm
<b>M44473</b>	2	0.192	4.88	0.015	0.38
<b>M43103</b>	3	0.211	5.36	0.015	0.38
<b>M43106</b>	6	0.301	7.65	0.024	0.60

#### 22 AWG (0.35 mm<sup>2</sup>)

Stranding: 7/30 (7 x 0.25 mm)  
Insulation thickness: 0.010 (0.25 mm)  
22 AWG (0.35 mm<sup>2</sup>) drain wire

Part No.	Pairs	Nominal Diameter		Jacket Thickness	
		Inch	mm	Inch	Mm
<b>M243473</b>	2	0.219	5.56	0.015	0.38
<b>M243103</b>	3	0.227	5.77	0.015	0.38
<b>M243106</b>	6	0.316	8.03	0.020	0.51

#### 20 AWG (0.56 mm<sup>2</sup>)

Stranding: 7/28 (7 x 0.32 mm)  
Insulation thickness: 0.010 (0.25 mm)  
22 AWG (0.35 mm<sup>2</sup>) drain wire

Part No.	Pairs	Nominal Diameter		Jacket Thickness	
		Inch	mm	Inch	Mm
<b>M243142</b>	2	0.241	6.12	0.015	0.38
<b>M243143</b>	3	0.258	6.55	0.015	0.38
<b>M243144</b>	4	0.295	7.49	0.020	0.51

#### 18 AWG (0.89 mm<sup>2</sup>)

Stranding: 7/26 (16 x 0.40 mm)  
Insulation thickness: 0.010 (0.25 mm)  
20 AWG (0.56 mm<sup>2</sup>) drain wire

Part No.	Pairs	Nominal Diameter		Jacket Thickness	
		Inch	mm	Inch	Mm
<b>M243172</b>	2	0.276	7.01	0.015	0.38
<b>M243173</b>	3	0.295	7.49	0.015	0.38



# Manhattan™ Plenum Cable

300 V Overall Foil Shield, Multipair, FEP, PVC, Plenum Rated



**UL CMP**  
**CSA CMP FT6**

### Operating Temperature

- -20°C to +75°C

### Conductor Color Coding

- Chart K (page 529)

### Materials

- Stranded tinned copper conductors
- FEP insulation
- Aluminum/polyester foil shield, 25% overlap min.  
Foil facing inward
- Stranded tinned copper drain wire (see tables for size)
- Slate plenum-rated PVC jacket

### Availability

100 ft (30.5 m)  
500 ft (152 m)  
1000 ft (305 m)  
Bulk, cut to length  
(Minimums may apply)

### 24 AWG (0.22 mm<sup>2</sup>)

Stranding: 7/32 (7 x 0.20 mm)  
Insulation thickness: 0.006 (0.15 mm)  
24 AWG (0.22 mm<sup>2</sup>) drain wire

Part No.	Pairs	Nominal Diameter		Jacket Thickness	
		Inch	mm	Inch	Mm
<b>M52893</b>	1	0.155	3.94	0.015	0.38
<b>M52894</b>	2	0.155	3.94	0.015	0.38
<b>M52895</b>	3	0.164	4.17	0.015	0.38
<b>M52896</b>	4	0.180	4.57	0.015	0.38
<b>M52897</b>	5	0.197	5.00	0.015	0.38
<b>M52898</b>	6	0.215	5.46	0.015	0.38
<b>M52900</b>	9	0.252	6.40	0.015	0.38
<b>M52902</b>	12.5	0.282	7.16	0.015	0.38



# Manhattan™ Plenum Cable

300 V Overall Foil Shield, Multipair, FEP, FEP, Plenum Rated



**UL CMP**  
**CSA CMP**

### Operating Temperature

- -80°C to +150°C

### Conductor Color Coding

- Chart K (page 529)

### Materials

- Stranded bare copper pairs
- FEP insulation
- Aluminum/polyester foil shield,  
25% overlap min.  
Foil facing inward
- Stranded tinned copper  
drain wire sized the same as  
conductors
- Red FEP jacket

### Availability

100 ft (30.5 m)  
500 ft (152 m)  
1000 ft (305 m)  
Bulk, cut to length  
(Minimums may apply)

### 24 AWG (0.22 mm<sup>2</sup>)

Stranding: 7/32 (7 x 0.20 mm)  
Insulation thickness: 0.006 (0.15 mm)  
24 AWG (0.22 mm<sup>2</sup>) drain wire

Part No.	Pairs	Nominal Diameter		Jacket Thickness	
		Inch	mm	Inch	mm
<b>M613190</b>	1	0.155	3.94	0.015	0.38
<b>M613191</b>	2	0.155	3.94	0.015	0.38
<b>M613192</b>	3	0.164	4.17	0.015	0.38
<b>M613193</b>	4	0.180	4.57	0.015	0.38
<b>M613194</b>	5	0.197	5.00	0.015	0.38



# Manhattan™ Plenum Cable

300 V Individually Foil Shielded Pairs, Multipair, FEP, PVDF  
Plenum Rated



**UL CMP**  
**CSA CMP**

### Operating Temperature

- -20°C to +150°C
- -20°C to +75°C (CMP)

### Conductor Color Coding

- Chart M (page 530)

### Materials

- Stranded bare copper conductors
- FEP insulation
- Aluminum/polyester foil shield, 25% overlap min.  
Foil facing inward
- Stranded tinned copper drain wire sized the same as conductors
- Slate PVDF jacket

### Availability

100 ft (30.5 m)  
500 ft (152 m)  
1000 ft (305 m)  
Bulk, cut to length  
(Minimums may apply)

### 24 AWG (0.22 mm<sup>2</sup>)

Stranding: 7/32 (7 x 0.20 mm)  
Insulation thickness: 0.010 (0.25 mm)  
24 AWG (0.22 mm<sup>2</sup>) drain wire

Part No.	Pairs	Nominal Diameter		Jacket Thickness	
		Inch	mm	Inch	Mm
M42891	2	0.192	4.88	0.015	0.38
M42892	3	0.205	5.21	0.015	0.38
M42893	4	0.244	6.20	0.015	0.38
M42894	5	0.250	6.35	0.015	0.38
M42895	6	0.274	6.96	0.015	0.38
M42896	7	0.274	6.96	0.015	0.38
M42897	9	0.325	8.26	0.015	0.38
M42898	12	0.367	9.32	0.015	0.38
M42899	18	0.446	11.33	0.020	0.51



# Manhattan™ Control Cable

600 V Braid Shield, Multiconductor, PVC, PVC



## MIL-DTL-16878/1 and /17 Conductors (Types B and B/N) UL VW-1

### Operating Temperature

- 55°C to +105°C

### Conductor Color Coding

- Chart P (page 535) unless otherwise noted

### Materials

- Stranded tinned copper conductors
- PVC or PVC/nylon insulation
- Tinned copper braid shield, 90% coverage
- White PVC jacket

### Availability

100 ft (30.5 m)  
500 ft (152 m)  
1000 ft (305 m)  
Bulk, cut to length  
(Minimums may apply)

### MIL-DTL-16878/1 Conductors

#### 28 AWG (0.09 mm<sup>2</sup>)

Stranding: 7/36 (7 x 0.13 mm)  
Insulation thickness: 0.010 (0.25 mm)

Part No.	Conductors	Nominal Diameter		Jacket Thickness		Color Code
		Inch	mm	Inch	mm	
M1411*	1	0.073	1.85	0.010	0.25	P
M1412	2	0.116	2.95	0.012	0.30	P
M1604	4	0.132	3.35	0.013	0.33	F
M1605	5	0.144	3.66	0.014	0.36	F
M1606	6	0.157	3.99	0.015	0.38	F
M1608	8	0.175	4.45	0.017	0.43	F
M1610	10	0.201	5.11	0.018	0.46	F
M1612	12	0.210	5.33	0.020	0.51	F

\*Black jacket. All others slate.

### MIL-DTL-16878/17 Conductors

#### 26 AWG (0.14 mm<sup>2</sup>)

Stranding: 7/34 (7 x 0.16 mm)  
Insulation thickness: 0.010 (0.25 mm) PVC/0.003 (0.08 mm) nylon

Part No.	Conductors	Nominal Diameter		Jacket Thickness	
		Inch	mm	Inch	mm
M1421	1	0.083	2.11	0.010	0.25
M1422	2	0.140	3.56	0.014	0.36
M1423	3	0.147	3.73	0.014	0.36

### MIL-DTL-16878/17 Conductors

#### 24 AWG (0.24 mm<sup>2</sup>)

Stranding: 19/36 (19 x 0.13 mm)  
Insulation thickness: 0.010 (0.25 mm) PVC/0.003 (0.08 mm) nylon

Part No.	Conductors	Nominal Diameter		Jacket Thickness	
		Inch	mm	Inch	mm
M1431	1	0.093	2.36	0.010	0.25
M1432	2	0.156	3.96	0.016	0.41
M1433	3	0.164	4.17	0.016	0.41





# Manhattan™ Control Cable

600 V Braid Shield, Multiconductor, PVC, PVC



## MIL-DTL-16878/1 and /17 Conductors (Types B and B/N) UL VW-1

### Operating Temperature

- 55°C to +105°C

### Conductor Color Coding

- Chart P (page 535) unless otherwise noted

### Materials

- Stranded tinned copper conductors
- PVC or PVC/nylon insulation
- Tinned copper braid shield, 90% coverage
- White PVC jacket

### Availability

100 ft (30.5 m)  
500 ft (152 m)  
1000 ft (305 m)  
Bulk, cut to length  
(Minimums may apply)

### MIL-DTL-16878/17 Conductors

#### 22 AWG (0.38 mm<sup>2</sup>)

Stranding: 19/34 (19 x 0.16 mm)  
Insulation thickness: 0.010 (0.25 mm) PVC/0.003 (0.08 mm) nylon

Part No.	Conductors	Nominal Diameter		Jacket Thickness		Color Code
		Inch	mm	Inch	mm	
M1441	1	0.100	2.54	0.010	0.25	P
M1442	2	0.178	4.52	0.020	0.51	P
M1443	3	0.187	4.75	0.020	0.51	P
M1444	4	0.202	5.13	0.020	0.51	P
M1644	4	0.203	5.16	0.019	0.48	F
M1645	5	0.222	5.64	0.020	0.51	F
M1646	6	0.240	6.10	0.020	0.51	F
M1648	8	0.268	6.81	0.025	0.64	F
M1650*	10	0.309	7.85	0.026	0.66	F

\*Black jacket. All others slate.

### MIL-DTL-16878/17 Conductors

#### 20 AWG (0.62 mm<sup>2</sup>)

Stranding: 19/32 (19 x 0.20 mm)  
Insulation thickness: 0.010 (0.25 mm) PVC/0.003 (0.08 mm) nylon

Part No.	Conductors	Nominal Diameter		Jacket Thickness	
		Inch	mm	Inch	mm
M1451	1	0.108	2.74	0.010	0.25
M1452	2	0.194	4.93	0.020	0.51
M1453	3	0.214	5.44	0.025	0.64
M1454	4	0.232	5.89	0.025	0.64

### MIL-DTL-16878/17 Conductors

#### 18 AWG (0.96 mm<sup>2</sup>)

Stranding: 19/30 (19 x 0.25 mm)  
Insulation thickness: 0.010 (0.25 mm) PVC/0.003 (0.08 mm) nylon

Part No.	Conductors	Nominal Diameter		Jacket Thickness	
		Inch	mm	Inch	mm
M1461	1	0.122	3.10	0.012	0.30
M1462	2	0.216	5.49	0.021	0.53
M1463	3	0.230	5.84	0.022	0.56

### MIL-DTL-16878/17 Conductors

#### 16 AWG (1.23 mm<sup>2</sup>)

Stranding: 19/29 (19 x 0.29 mm)  
Insulation thickness: 0.011 (0.28 mm) PVC/0.004 (0.10 mm) nylon

Part No.	Conductors	Nominal Diameter		Jacket Thickness	
		Inch	mm	Inch	mm
M1471	1	0.144	3.66	0.018	0.46
M1472	2	0.240	6.10	0.023	0.58
M1473	3	0.257	6.53	0.025	0.64
M1474	4	0.280	7.11	0.025	0.64



# Manhattan™ Control Cable

1000 V Braid Shield, Multiconductor, PVC, PVC



## MIL-DTL-16878/2 and /18 Conductors (Types C and C/N) UL VW-1

### Operating Temperature

- -55°C to +105°C

### Conductor Color Coding

- Chart F (page 532)

### Materials

- Stranded tinned copper conductors
- PVC or PVC/nylon insulation
- Tinned copper braid shield, 90% coverage
- Slate PVC jacket

### Availability

100 ft (30.5 m)  
500 ft (152 m)  
1000 ft (305 m)  
Bulk, cut to length  
(Minimums may apply)

### MIL-DTL-16878/2 Conductors

18 AWG (0.96 mm<sup>2</sup>)

Stranding: 19/30 (19 x 0.25 mm)  
Insulation thickness: 0.016 (0.41 mm)

Part No.	Conductors	Nominal Diameter		Jacket Thickness	
		Inch	mm	Inch	mm
M1704	4	0.269	6.83	0.023	0.58
M1705	5	0.297	7.54	0.025	0.64
M1706	6	0.332	8.43	0.030	0.76
M1708	8	0.362	9.19	0.032	0.81
M1710	10	0.423	10.74	0.035	0.89
M1712	12	0.442	11.23	0.035	0.89
M1714	14	0.473	12.01	0.040	1.02
M1716	16	0.509	12.93	0.046	1.17

### MIL-DTL-16878/18 Conductors


16 AWG (1.23 mm<sup>2</sup>)

Stranding: 19/29 (19 x 0.29 mm)  
Insulation thickness: 0.017 (0.43 mm) PVC/0.004 (0.10 mm) nylon

Part No.	Conductors	Nominal Diameter		Jacket Thickness	
		Inch	mm	Inch	mm
M1764	4	0.324	8.23	0.031	0.79
M1765	5	0.357	9.07	0.033	0.84
M1766	6	0.390	9.91	0.035	0.89
M1768	8	0.431	10.95	0.040	1.02
M1772	12	0.532	13.51	0.047	1.19
M1776	16	0.598	15.19	0.053	1.35
M1779	19	0.636	16.15	0.057	1.45
M1787	27	0.768	19.51	0.067	1.70

# Manhattan™ Control Cable

600 V Unshielded, Multiconductor, PVC/Nylon, PVC



## UL TC

### Operating Temperature

- -25°C to +90°C

### Conductor Color Coding

- Chart J (page 533)

### Materials

- Stranded bare copper conductors
- PVC/nylon insulation
- Black PVC jacket

### Features

- UL Sunlight Resistant
- UL Direct Burial

### Availability

100 ft (30.5 m)

500 ft (152 m)

1000 ft (305 m)

Bulk, cut to length  
(Minimums may apply)

## 18 AWG (0.82 mm<sup>2</sup>)

Stranding: 7/0.0152 (7 x 0.39 mm)  
Insulation thickness: 0.016 (0.41 mm) PVC/0.005 (0.13 mm) nylon

Part No.	Conductors	Nominal Diameter		Jacket Thickness	
		Inch	mm	Inch	mm
M3800	2	0.185 x 0.273	4.70 x 6.93	0.047	1.19
M3801	3	0.287	7.29	0.047	1.19
M3802	4	0.310	7.87	0.047	1.19
M3803	5	0.336	8.53	0.047	1.19
M3804	6	0.362	9.19	0.047	1.19
M3805	7	0.362	9.19	0.047	1.19
M3806	8	0.390	9.91	0.047	1.19
M3807	9	0.417	10.59	0.047	1.19
M3808	10	0.449	11.40	0.047	1.19
M3810	12	0.463	11.76	0.047	1.19
M3815	15	0.533	13.54	0.063	1.60
M3819	19	0.569	14.45	0.063	1.60
M3822	24	0.646	16.41	0.063	1.60
M3821	25	0.657	16.69	0.063	1.60
M3823	30	0.694	17.63	0.063	1.60
M3825	37	0.745	18.92	0.063	1.60

## 16 AWG (1.31 mm<sup>2</sup>)

Stranding: 7/0.0192 (7 x 0.49 mm)  
Insulation thickness: 0.016 (0.41 mm) PVC/0.005 (0.13 mm) nylon

Part No.	Conductors	Nominal Diameter		Jacket Thickness	
		Inch	mm	Inch	mm
M3826	2	0.197 x 0.297	5.00 x 7.54	0.047	1.19
M3828	3	0.310	7.87	0.047	1.19
M3829	4	0.339	8.61	0.047	1.19
M3830	5	0.368	9.35	0.047	1.19
M3831	6	0.398	10.11	0.047	1.19
M3832	7	0.398	10.11	0.047	1.19
M3833	8	0.429	10.90	0.047	1.19
M3834	9	0.461	11.71	0.047	1.19
M3835	10	0.497	12.62	0.047	1.19
M3837	12	0.545	13.84	0.063	1.60
M3838	15	0.588	14.94	0.063	1.60
M3839	19	0.630	16.00	0.063	1.60
M3840	24	0.717	18.21	0.063	1.60
M3843	25	0.729	18.52	0.063	1.60
M3841	30	0.770	19.56	0.063	1.60
M3842	37	0.869	22.07	0.083	2.11



# Manhattan™ Control Cable

600 V Unshielded, Multiconductor, PVC/Nylon, PVC



## UL TC

### Operating Temperature

- 25°C to +90°C

### Conductor Color Coding

- Chart J (page 533)

### Materials

- Stranded bare copper conductors
- PVC/nylon insulation
- Black PVC jacket

### Features

- UL Sunlight Resistant
- UL Direct Burial

### Availability

100 ft (30.5 m)  
 500 ft (152 m)  
 1000 ft (305 m)  
 Bulk, cut to length  
 (Minimums may apply)

## 14 AWG (2.08 mm²)

Stranding: 7/0.0242 (7 x 0.62 mm)  
 Insulation thickness: 0.016 (0.41 mm) PVC/0.005 (0.13 mm) nylon

Part No.	Conductors	Nominal Diameter		Jacket Thickness	
		Inch	mm	Inch	mm
M3845	2	0.212 x 0.32	5.38 x 8.31	0.047	1.19
M3847	3	0.345	8.76	0.047	1.19
M3848	4	0.375	9.53	0.047	1.19
M3849	5	0.409	10.39	0.047	1.19
M3850	6	0.444	11.28	0.047	1.19
M3851	7	0.444	11.28	0.047	1.19
M3852	8	0.479	12.17	0.047	1.19
M3853	9	0.547	13.89	0.063	1.60
M3854	10	0.589	14.96	0.063	1.60
M3856	12	0.607	15.42	0.063	1.60
M3857	15	0.657	16.69	0.063	1.60
M3858	19	0.705	17.91	0.063	1.60
M3859	24	0.805	20.45	0.063	1.60
M3862	25	0.859	21.82	0.083	2.11
M3860	30	0.907	23.04	0.083	2.11
M3861	37	0.974	24.74	0.083	2.11

## 12 AWG (3.30 mm²)

Stranding: 7/0.0305 (7 x 0.78 mm)  
 Insulation thickness: 0.016 (0.41 mm) PVC/0.005 (0.13 mm) nylon

Part No.	Conductors	Nominal Diameter		Jacket Thickness	
		Inch	mm	Inch	mm
M3865	2	0.231 x 0.365	5.87 x 9.27	0.047	1.19
M3867	3	0.386	9.80	0.047	1.19
M3868	4	0.421	10.69	0.047	1.19
M3869	5	0.460	11.68	0.047	1.19
M3870	6	0.501	12.73	0.047	1.19
M3871	7	0.501	12.73	0.047	1.19
M3872	8	0.575	14.61	0.063	1.60
M3873	9	0.617	15.67	0.063	1.60
M3874	10	0.665	16.89	0.063	1.60
M3876	12	0.686	17.42	0.063	1.60
M3877	15	0.744	18.90	0.063	1.60
M3878	16	0.759	19.28	0.063	1.60
M3879	19	0.800	20.32	0.063	1.60
M3880	24	0.957	24.31	0.083	2.11
M3883	25	0.973	24.71	0.083	2.11
M3881	30	1.029	26.14	0.083	2.11
M3882	37	1.107	28.12	0.083	2.11



# Manhattan™ Control Cable

600 V Unshielded, Multiconductor, PVC/Nylon, PVC



## 10 AWG (5.26 mm<sup>2</sup>)

Stranding: 7/0.0385 (7 x 0.98 mm)  
 Insulation thickness: 0.022 (0.56 mm) PVC/0.005 (0.13 mm) nylon

Part No.	Conductors	Nominal Diameter		Jacket Thickness	
		Inch	mm	Inch	mm
<b>M3902</b>	2	0.267 x 0.365	6.78 x 9.27	0.047	1.19
<b>M3903</b>	3	0.464	11.79	0.047	1.19
<b>M3904</b>	4	0.540	13.72	0.063	1.60
<b>M3905</b>	5	0.590	14.99	0.063	1.60
<b>M3906</b>	6	0.641	16.28	0.063	1.60
<b>M3907</b>	7	0.641	16.28	0.063	1.60
<b>M3908</b>	8	0.694	17.63	0.063	1.60
<b>M3910</b>	9	0.748	19.00	0.063	1.60
<b>M3911</b>	10	0.809	20.55	0.063	1.60
<b>M3913</b>	12	0.875	22.23	0.083	2.11
<b>M3915</b>	14	0.920	23.37	0.083	2.11
<b>M3916</b>	15	0.950	24.13	0.083	2.11

### UL TC

### Operating Temperature

- -25°C to +90°C

### Conductor Color Coding

- Chart J (page 533)

### Materials

- Stranded bare copper conductors
- PVC/nylon insulation
- Black PVC jacket

### Features

- UL Sunlight Resistant
- UL Direct Burial

### Availability

100 ft (30.5 m)

500 ft (152 m)

1000 ft (305 m)

Bulk, cut to length  
 (Minimums may apply)



# Manhattan™ Control Cable

600 V Unshielded, Multiconductor, PVC/Nylon, PVC



## UL TC

### Operating Temperature

- 25°C to +90°C

### Conductor Color Coding

- Chart D (page 531)

### Materials

- Stranded tinned copper conductors
- PVC/nylon insulation
- Black PVC jacket

### Features

- UL Sunlight Resistant
- UL Direct Burial

### Availability

100 ft (30.5 m)  
 500 ft (152 m)  
 1000 ft (305 m)  
 Bulk, cut to length  
 (Minimums may apply)

### 18 AWG (0.96 mm<sup>2</sup>)

Stranding: 19/30 (19 x 0.25 mm)  
 Insulation thickness: 0.016 (0.41 mm) PVC/0.005 (0.13 mm) nylon

Part No.	Conductors	Nominal Diameter		Jacket Thickness	
		Inch	mm	Inch	mm
<b>M39056</b>	2	0.283	7.19	0.048	1.22

### 16 AWG (1.32 mm<sup>2</sup>)

Stranding: 19/0.0117 (19 x 0.30 mm)  
 Insulation thickness: 0.016 (0.41 mm) PVC/0.005 (0.13 mm) nylon

Part No.	Conductors	Nominal Diameter		Jacket Thickness	
		Inch	mm	Inch	mm
<b>M39057</b>	2	0.301	7.65	0.048	1.22

### 14 AWG (2.08 mm<sup>2</sup>)

Stranding: 41/30 (41 x 0.25 mm)  
 Insulation thickness: 0.022 (0.56 mm) PVC/0.005 (0.13 mm) nylon

Part No.	Conductors	Nominal Diameter		Jacket Thickness	
		Inch	mm	Inch	mm
<b>M39058</b>	2	0.355	9.02	0.048	1.22

### 12 AWG (3.29 mm<sup>2</sup>)

Stranding: 65/30 (65 x 0.25 mm)  
 Insulation thickness: 0.022 (0.56 mm) PVC/0.005 (0.13 mm) nylon

Part No.	Conductors	Nominal Diameter		Jacket Thickness	
		Inch	mm	Inch	mm
<b>M39059</b>	2	0.393	9.98	0.048	1.22



# Manhattan™ Control Cable

600 V Foil Shield, Multiconductor, PVC/Nylon, PVC



## UL TC

### Operating Temperature

- 25°C to +90°C

### Conductor Color Coding

- Chart J (page 533)

### Materials

- Stranded bare copper conductors
- PVC/nylon insulation
- Aluminum/polyester foil shield, 25% overlap min.  
Foil facing inward
- Stranded tinned copper drain wire one even AWG size smaller than conductor
- Black PVC jacket

### Features

- UL Sunlight Resistant
- UL Direct Burial

### Availability

100 ft (30.5 m)  
500 ft (152 m)  
1000 ft (305 m)  
Bulk, cut to length  
(Minimums may apply)

## 18 AWG (0.82 mm<sup>2</sup>)

Stranding: 7/0.0152 (7 x 0.39 mm)  
Insulation thickness: 0.016 (0.41 mm) PVC/0.005 (0.13 mm) nylon

Part No.	Conductors	Nominal Diameter		Jacket Thickness	
		Inch	mm	Inch	mm
M33800	2	0.277	7.04	0.047	1.19
M33801	3	0.291	7.39	0.047	1.19
M33802	4	0.314	7.98	0.047	1.19
M33803	5	0.340	8.64	0.047	1.19
M33805	7	0.366	9.30	0.047	1.19
M33807	9	0.421	10.69	0.047	1.19
M33810	12	0.467	11.86	0.047	1.19
M33815	15	0.537	13.64	0.063	1.60
M33819	19	0.573	14.55	0.063	1.60

## 16 AWG (1.31 mm<sup>2</sup>)

Stranding: 7/0.0192 (7 x 0.49 mm)  
Insulation thickness: 0.016 (0.41 mm) PVC/0.005 (0.13 mm) nylon

Part No.	Conductors	Nominal Diameter		Jacket Thickness	
		Inch	mm	Inch	mm
M33826	2	0.301	7.65	0.047	1.19
M33828	3	0.317	8.05	0.047	1.19
M33829	4	0.343	8.71	0.047	1.19
M33830	5	0.372	9.45	0.047	1.19
M33832	7	0.402	10.21	0.047	1.19
M33834	9	0.465	11.81	0.047	1.19
M33837	12	0.549	13.94	0.063	1.60
M33838	15	0.592	15.04	0.063	1.60
M33839	19	0.634	16.10	0.063	1.60

## 14 AWG (2.08 mm<sup>2</sup>)

Stranding: 7/0.0242 (7 x 0.62 mm)  
Insulation thickness: 0.016 (0.41 mm) PVC/0.005 (0.13 mm) nylon

Part No.	Conductors	Nominal Diameter		Jacket Thickness	
		Inch	mm	Inch	mm
M33845	2	0.331	8.41	0.047	1.19
M33847	3	0.349	8.86	0.047	1.19
M33848	4	0.379	9.63	0.047	1.19
M33849	5	0.413	10.49	0.047	1.19
M33851	7	0.448	11.38	0.047	1.19
M33853	9	0.551	14.00	0.063	1.60
M33856	12	0.611	15.52	0.063	1.60
M33857	15	0.661	16.79	0.063	1.60
M33858	19	0.709	18.01	0.063	1.60



# Manhattan™ Control Cable

600 V Foil Shield, Multiconductor, PVC/Nylon, PVC



## UL TC

### Operating Temperature

- 25°C to +90°C

### Conductor Color Coding

- Chart J (page 533)

### Materials

- Stranded bare copper conductors
- PVC/nylon insulation
- Aluminum/polyester foil shield, 25% overlap min. Foil facing inward
- Stranded tinned copper drain wire one even AWG size smaller than conductor
- Black PVC jacket

### Features

- UL Sunlight Resistant
- UL Direct Burial

### Availability

100 ft (30.5 m)  
 500 ft (152 m)  
 1000 ft (305 m)  
 Bulk, cut to length  
 (Minimums may apply)

## 12 AWG (3.30 mm<sup>2</sup>)

Stranding: 7/0.0305 (7 x 0.78 mm)  
 Insulation thickness: 0.016 (0.41 mm) PVC/0.005 (0.13 mm) nylon

Part No.	Conductors	Nominal Diameter		Jacket Thickness	
		Inch	mm	Inch	mm
M33865	2	0.369	9.37	0.047	1.19
M33867	3	0.390	9.91	0.047	1.19
M33868	4	0.425	10.80	0.047	1.19
M33869	5	0.464	11.79	0.047	1.19
M33870	6	0.505	12.83	0.047	1.19
M33871	7	0.505	12.83	0.047	1.19
M33873	9	0.621	15.77	0.063	1.60
M33876	12	0.690	17.53	0.063	1.60
M33877	15	0.748	19.00	0.063	1.60
M33879	19	0.804	20.42	0.063	1.60

## 10 AWG (5.26 mm<sup>2</sup>)

Stranding: 7/0.0385 (7 x 0.98 mm)  
 Insulation thickness: 0.022 (0.56 mm) PVC/0.005 (0.13 mm) nylon

Part No.	Conductors	Nominal Diameter		Jacket Thickness	
		Inch	mm	Inch	mm
M33902	2	0.441	11.20	0.047	1.19
M33903	3	0.468	11.89	0.047	1.19
M33904	4	0.544	13.82	0.063	1.60
M33905	5	0.594	15.09	0.063	1.60
M33906	6	0.645	16.38	0.063	1.60
M33907	7	0.645	16.38	0.063	1.60
M33910	9	0.752	19.10	0.063	1.60
M33912	12	0.879	22.33	0.083	2.11





# Manhattan™ Control Cable

600 V Foil Shield, Multiconductor, PVC/Nylon, PVC



## UL TC

### Operating Temperature

- 25°C to +90°C

### Conductor Color Coding

- Chart D (page 531)

### Materials

- Stranded bare copper conductors
- PVC/nylon insulation
- Aluminum/polyester foil shield, 25% overlap min. Foil facing inward
- Stranded tinned copper drain wire one even AWG size smaller than conductor
- Black PVC jacket

### Features

- UL Sunlight Resistant
- UL Direct Burial

### Availability

100 ft (30.5 m)  
 500 ft (152 m)  
 1000 ft (305 m)  
 Bulk, cut to length  
 (Minimums may apply)

18 AWG (0.96 mm <sup>2</sup> )					
Stranding: 19/30 (19 x 0.25 mm)					
Insulation thickness: 0.016 (0.41 mm) PVC/0.005 (0.13 mm) nylon					
Part No.	Conductors	Nominal Diameter		Jacket Thickness	
		Inch	mm	Inch	mm
M39109	2	0.287	7.29	0.048	1.22

16 AWG (1.32 mm <sup>2</sup> )					
Stranding: 19/0.0117 (19 x 0.30 mm)					
Insulation thickness: 0.016 (0.41 mm) PVC/0.005 (0.13 mm) nylon					
Part No.	Conductors	Nominal Diameter		Jacket Thickness	
		Inch	mm	Inch	mm
M39110	2	0.305	7.75	0.048	1.22

14 AWG (2.08 mm <sup>2</sup> )					
Stranding: 41/30 (41 x 0.25 mm)					
Insulation thickness: 0.022 (0.56 mm) PVC/0.005 (0.13 mm) nylon					
Part No.	Conductors	Nominal Diameter		Jacket Thickness	
		Inch	mm	Inch	mm
M39111	2	0.359	9.11	0.048	1.22

12 AWG (3.29 mm <sup>2</sup> )					
Stranding: 65/30 (65 x 0.25 mm)					
Insulation thickness: 0.022 (0.56 mm) PVC/0.005 (0.13 mm) nylon					
Part No.	Conductors	Nominal Diameter		Jacket Thickness	
		Inch	mm	Inch	mm
M39112	2	0.397	10.08	0.048	1.22



# Manhattan™ Control Cable

600 V Foil Shield, Multiconductor, PVC/Nylon, PVC



## UL TC

### Operating Temperature

- -25°C to +90°C

### Conductor Color Coding

- Chart J1 (page 533)

### Materials

- Stranded bare copper conductors
- PVC/nylon insulation
- Aluminum/polyester foil shield, 25% overlap min. Foil facing inward
- Stranded tinned copper drain wire equal in size to conductors
- Black PVC jacket

### Features

- UL Sunlight Resistant
- UL Direct Burial

### Availability

Bulk, cut to length  
(Minimums may apply)

## 16 AWG (1.31 mm<sup>2</sup>)

Stranding: 7/0.0192 (7 x 0.49 mm)  
Insulation thickness: 0.016 (0.41 mm) PVC/0.005 (0.13 mm) nylon

Part No.	Conductors	Nominal Diameter		Jacket Thickness	
		Inch	mm	Inch	mm
<b>7616/6</b>	6	0.401	10.19	0.048	1.22

## 14 AWG (2.08 mm<sup>2</sup>)

Stranding: 7/0.0242 (41 x 0.62 mm)  
Insulation thickness: 0.016 (0.41 mm) PVC/0.005 (0.13 mm) nylon

Part No.	Conductors	Nominal Diameter		Jacket Thickness	
		Inch	mm	Inch	mm
<b>7614/6</b>	6	0.447	11.35	0.048	1.22



# Manhattan™ Control Cable

300 V Unshielded, Multiconductor, PVC, PVC



**UL PLTC, ITC**  
**UL CMG**  
**CSA CMG FT4**

### Operating Temperature

- -20°C to +105°C

### Conductor Color Coding

- Chart D (page 531)

### Materials

- Stranded tinned copper conductors
- PVC insulation
- Slate PVC jacket

### Features

- UL Sunlight Resistant

### Availability

100 ft (30.5 m)  
 500 ft (152 m)  
 1000 ft (305 m)  
 Bulk, cut to length  
 (Minimums may apply)

#### 22 AWG (0.35 mm<sup>2</sup>)

Stranding: 7/30 (7 x 0.25 mm)  
 Insulation thickness: 0.016 (0.41 mm)

Part No.	Conductors	Nominal Diameter		Jacket Thickness	
		Inch	mm	Inch	mm
<b>M39071</b>	2	0.203	5.16	0.038	0.97
<b>M39072</b>	3	0.213	5.41	0.038	0.97

#### 20 AWG (0.61 mm<sup>2</sup>)

Stranding: 19/32 (19 x 0.20 mm)  
 Insulation thickness: 0.016 (0.41 mm)

Part No.	Conductors	Nominal Diameter		Jacket Thickness	
		Inch	mm	Inch	mm
<b>M39073</b>	2	0.223	5.66	0.038	0.97
<b>M39074</b>	3	0.234	5.94	0.038	0.97

#### 18 AWG (0.96 mm<sup>2</sup>)

Stranding: 19/30 (19 x 0.25 mm)  
 Insulation thickness: 0.016 (0.41 mm)

Part No.	Conductors	Nominal Diameter		Jacket Thickness	
		Inch	mm	Inch	mm
<b>M39075</b>	2	0.243	6.17	0.038	0.97
<b>M39076</b>	3	0.256	6.50	0.038	0.97

#### 16 AWG (1.32 mm<sup>2</sup>)

Stranding: 19/0.0117 (7 x 0.30 mm)  
 Insulation thickness: 0.016 (0.41 mm)

Part No.	Conductors	Nominal Diameter		Jacket Thickness	
		Inch	mm	Inch	mm
<b>M39077</b>	2	0.261	6.63	0.038	0.97
<b>M39078</b>	3	0.275	6.99	0.038	0.97

#### 14 AWG (2.08 mm<sup>2</sup>)

Stranding: 41/30 (41 x 0.25 mm)  
 Insulation thickness: 0.022 (0.56 mm)

Part No.	Conductors	Nominal Diameter		Jacket Thickness	
		Inch	mm	Inch	mm
<b>M39079*</b>	2	0.325	8.26	0.043	1.09
<b>M39080*</b>	3	0.343	8.71	0.043	1.09

\*Not CMG approved.

#### 12 AWG (3.29 mm<sup>2</sup>)

Stranding: 65/30 (65 x 0.25 mm)  
 Insulation thickness: 0.032 (0.81 mm)

Part No.	Conductors	Nominal Diameter		Jacket Thickness	
		Inch	mm	Inch	mm
<b>M39081*</b>	2	0.423	10.74	0.053	1.35

\*Not CMG approved.



# Manhattan™ Control Cable

300 V Foil Shield, Individual Pairs, Multipair, PVC, PVC



**UL PLTC, ITC**  
**UL CMG**  
**CSA CMG**

### Operating Temperature

- -20°C to +105°C

### Conductor Color Coding

- Chart BR (page 529)

### Materials

- Stranded tinned copper conductors
- PVC insulation
- Aluminum/polyester foil shield, 25% overlap min.  
Foil facing inward
- Stranded tinned copper drain wire one even AWG size smaller than conductor
- Slate PVC jacket

### Features

- UL Sunlight Resistant

### Availability

100 ft (30.5 m)  
 500 ft (152 m)  
 1000 ft (305 m)  
 Bulk, cut to length  
 (Minimums may apply)

## 22 AWG (0.35 mm<sup>2</sup>)

Stranding: 7/30 (7 x 0.25 mm)  
 Insulation thickness: 0.016 (0.41 mm)

Part No.	Pairs	Nominal Diameter		Jacket Thickness	
		Inch	mm	Inch	mm
<b>M39147</b>	2	0.320	8.13	0.043	1.09
<b>M39148</b>	3	0.338	8.59	0.043	1.09
<b>M39149</b>	4	0.368	9.35	0.043	1.09
<b>M39150</b>	6	0.457	11.61	0.053	1.35
<b>M39151</b>	9	0.529	13.44	0.053	1.35
<b>M39152</b>	11	0.563	14.30	0.053	1.35
<b>M39153</b>	15	0.582	14.78	0.053	1.35
<b>M39154</b>	19	0.646	16.41	0.063	1.60
<b>M39155</b>	27	0.763	19.38	0.063	1.60
<b>M39156</b>	51	1.005	25.53	0.075	1.91

## 18 AWG (0.96 mm<sup>2</sup>)

Stranding: 19/30 (19 x 0.25 mm)  
 Insulation thickness: 0.016 (0.41 mm)

Part No.	Pairs	Nominal Diameter		Jacket Thickness	
		Inch	mm	Inch	mm
<b>M39157</b>	2	0.410	10.41	0.053	1.35
<b>M39158</b>	3	0.434	11.02	0.053	1.35
<b>M39159</b>	4	0.473	12.01	0.053	1.35
<b>M39160</b>	6	0.563	14.30	0.053	1.35
<b>M39161</b>	9	0.677	17.20	0.063	1.60
<b>M39162</b>	11	0.731	18.57	0.063	1.60
<b>M39163</b>	15	0.820	20.83	0.063	1.60



# Manhattan™ Control Cable

300 V Overall Foil Shield, Multipair, PVC, PVC



**UL PLTC, ITC**  
**UL CMG**  
**CSA CMG**

### Operating Temperature

- -20°C to +105°C

### Conductor Color Coding

- Chart BR (page 529)

### Materials

- Stranded tinned copper conductors
- PVC insulation
- Aluminum/polyester foil shield, 25% overlap min.  
Foil facing inward  
Stranded tinned copper drain wire one even AWG size smaller than conductor
- Slate PVC jacket

### Features

- UL Sunlight Resistant

### Availability

100 ft (30.5 m)  
 500 ft (152 m)  
 1000 ft (305 m)  
 Bulk, cut to length  
 (Minimums may apply)

## 22 AWG (0.35 mm<sup>2</sup>)

Stranding: 7/30 (7 x 0.25 mm)  
 Insulation thickness: 0.016 (0.41 mm)

Part No.	Pairs	Nominal Diameter		Jacket Thickness	
		Inch	mm	Inch	mm
<b>M39130</b>	2	0.296	7.52	0.043	1.09
<b>M39131</b>	3	0.312	7.92	0.043	1.09
<b>M39132</b>	4	0.339	8.61	0.043	1.09
<b>M39133</b>	6	0.420	10.67	0.053	1.35
<b>M39134</b>	9	0.483	12.27	0.053	1.35
<b>M39135</b>	11	0.520	13.21	0.053	1.35
<b>M39136</b>	15	0.580	14.73	0.053	1.35
<b>M39137</b>	19	0.642	16.31	0.063	1.60
<b>M39138</b>	27	0.759	19.28	0.063	1.60
<b>M39139</b>	51	0.995	25.27	0.075	1.91

## 18 AWG (0.96 mm<sup>2</sup>)

Stranding: 19/30 (19 x 0.25 mm)  
 Insulation thickness: 0.016 (0.41 mm)

Part No.	Pairs	Nominal Diameter		Jacket Thickness	
		Inch	mm	Inch	mm
<b>M39140</b>	2	0.362	9.19	0.043	1.09
<b>M39141</b>	3	0.403	10.24	0.053	1.35
<b>M39142</b>	4	0.438	11.13	0.053	1.35
<b>M39143</b>	6	0.518	13.16	0.053	1.35
<b>M39144</b>	9	0.622	15.80	0.063	1.60
<b>M39145</b>	11	0.671	17.04	0.063	1.60
<b>M39146</b>	15	0.751	19.08	0.063	1.60



# Manhattan™ Control Cable

300 V Overall Foil Shield, Multiconductor, PVC, PVC



UL PLTC, ITC  
UL CMG  
CSA CMG FT4

### Operating Temperature

- 20°C to +105°C

### Conductor Color Coding

- Chart D (page 531)

### Materials

- Stranded tinned copper conductors
- PVC insulation
- Aluminum/polyester tape shield, 25% overlap min. Foil facing inward
- Stranded tinned copper drain wire one even AWG size smaller than conductor
- Slate PVC jacket

### Features

- UL Sunlight Resistant

### Availability

100 ft (30.5 m)  
500 ft (152 m)  
1000 ft (305 m)  
Bulk, cut to length  
(Minimums may apply)



## 22 AWG (0.35 mm²)

Stranding: 7/30 (7 x 0.25 mm)  
Insulation thickness: 0.016 (0.41 mm)

Part No.	Conductors	Nominal Diameter		Jacket Thickness	
		Inch	mm	Inch	mm
M39113	2	0.207	5.26	0.038	0.97
M39114	3	0.214	5.44	0.038	0.97

## 20 AWG (0.61 mm²)

Stranding: 19/32 (19 x 0.20 mm)  
Insulation thickness: 0.016 (0.41 mm)

Part No.	Conductors	Nominal Diameter		Jacket Thickness	
		Inch	mm	Inch	mm
M39115	2	0.227	5.77	0.038	0.97
M39116	3	0.238	6.05	0.038	0.97

## 18 AWG (0.96 mm²)

Stranding: 19/30 (19 x 0.25 mm)  
Insulation thickness: 0.016 (0.41 mm)

Part No.	Conductors	Nominal Diameter		Jacket Thickness	
		Inch	mm	Inch	mm
M39117	2	0.247	6.27	0.038	0.97
M39118	3	0.260	6.60	0.038	0.97

## 16 AWG (1.32 mm²)

Stranding: 19/0.017 (7 x 0.30 mm)  
Insulation thickness: 0.016 (0.41 mm)

Part No.	Conductors	Nominal Diameter		Jacket Thickness	
		Inch	mm	Inch	mm
M39119	2	0.265	6.73	0.038	0.97
M39120	3	0.279	7.09	0.038	0.97

## 14 AWG (2.08 mm²)

Stranding: 41/30 (41 x 0.25 mm)  
Insulation thickness: 0.022 (0.56 mm)

Part No.	Conductors	Nominal Diameter		Jacket Thickness	
		Inch	mm	Inch	mm
M39121*	2	0.329	8.36	0.043	1.09
M39122*	3	0.347	8.81	0.043	1.09

\*Not CMG approved.

## 12 AWG (3.29 mm²)

Stranding: 65/30 (65 x 0.25 mm)  
Insulation thickness: 0.032 (0.41 mm)

Part No.	Conductors	Nominal Diameter		Jacket Thickness	
		Inch	mm	Inch	mm
M39123*	2	0.427	10.85	0.053	1.35

\*Not CMG approved.

# Manhattan™ Instrumentation Cable

300 V Unshielded Pairs, PVC, PVC



**UL PLTC, ITC  
UL CL3  
CSA CMG FT4**

### Operating Temperature

- -20°C to +105°C

### Conductor Color Coding

- Black, white

### Materials

- Stranded bare copper conductors
- PVC insulation
- Black PVC jacket

### Features

- UL Sunlight Resistant

### Availability

100 ft (30.5 m)  
500 ft (152 m)  
1000 ft (305 m)  
Bulk, cut to length  
(Minimums may apply)

20 AWG (0.52 mm <sup>2</sup> )					
Stranding: 7/0.0121 (7 x 0.31 mm) Insulation thickness: 0.016 (0.41 mm)					
Part No.	Pairs	Nominal Diameter		Jacket Thickness	
		Inch	mm	Inch	mm
<b>M9500010</b>	1	0.215	5.46	0.038	0.97

18 AWG (0.82 mm <sup>2</sup> )					
Stranding: 7/0.0152 (7 x 0.39 mm) Insulation thickness: 0.016 (0.41 mm)					
Part No.	Pairs	Nominal Diameter		Jacket Thickness	
		Inch	mm	Inch	mm
<b>M9508010</b>	1	0.235	5.97	0.038	0.97

16 AWG (1.31 mm <sup>2</sup> )					
Stranding: 7/0.0192 (7 x 0.49 mm) Insulation thickness: 0.016 (0.41 mm)					
Part No.	Pairs	Nominal Diameter		Jacket Thickness	
		Inch	mm	Inch	mm
<b>M9506010</b>	1	0.259	6.58	0.038	0.97



# Manhattan™ Instrumentation Cable

300 V Overall Foil Shield, Pair, PVC, PVC



**UL PLTC, ITC**  
**UL CL3**  
**CSA CMG FT4**

### Operating Temperature

- 20°C to +105°C

### Conductor Color Coding

- Black, white

### Materials

- Stranded bare copper conductors
- PVC insulation
- Aluminum/polyester foil shield, 25% overlap min.  
Foil facing inward
- Stranded tinned copper drain wire one even AWG smaller than conductor
- Black PVC jacket

### Features

- UL Sunlight Resistant

### Availability

100 ft (30.5 m)  
500 ft (152 m)  
1000 ft (305 m)  
Bulk, cut to length  
(Minimums may apply)

## 22 AWG (0.35 mm²)

Stranding: 7/30 (7 x 0.25 mm)  
Insulation thickness: 0.013 (0.33 mm)  
22 AWG (0.35 mm²) drain wire

Part No.	Pairs	Nominal Diameter		Jacket Thickness	
		Inch	mm	Inch	mm
<b>5610B2201</b>	1	0.192	4.88	0.038	0.97

## 20 AWG (0.52 mm²)

Stranding: 7/0.0121 (7 x 0.31 mm)  
Insulation thickness: 0.016 (0.41 mm)

Part No.	Pairs	Nominal Diameter		Jacket Thickness	
		Inch	mm	Inch	mm
<b>M9520010</b>	1	0.219	5.56	0.038	0.97

## 18 AWG (0.82 mm²)

Stranding: 7/0.0152 (7 x 0.39 mm)  
Insulation thickness: 0.016 (0.41 mm)

Part No.	Pairs	Nominal Diameter		Jacket Thickness	
		Inch	mm	Inch	mm
<b>M9528010</b>	1	0.239	6.07	0.038	0.97

## 16 AWG (1.31 mm²)

Stranding: 7/0.0192 (7 x 0.49 mm)  
Insulation thickness: 0.016 (0.41 mm)

Part No.	Pairs	Nominal Diameter		Jacket Thickness	
		Inch	mm	Inch	mm
<b>M9526010</b>	1	0.263	6.68	0.038	0.97

## 14 AWG (2.08 mm²)

Stranding: 7/0.0242 (7 x 0.62 mm)  
Insulation thickness: 0.016 (0.41 mm)

Part No.	Pairs	Nominal Diameter		Jacket Thickness	
		Inch	mm	Inch	mm
<b>M9524010*</b>	1	0.303	7.70	0.043	1.09

\*Not CMG approved.

## 12AWG (3.29 mm²)

Stranding: 19/0.0185 (7 x 0.47 mm)  
Insulation thickness: 0.022 (0.56 mm)  
16 AWG (1.31 mm²) drain wire

Part No.	Pairs	Nominal Diameter		Jacket Thickness	
		Inch	mm	Inch	mm
<b>5610B1201*</b>	1	0.368	9.35	0.045	1.14

\*Not CMG approved.





# Manhattan™ Instrumentation Cable

600 V Pairs, Overall Foil Shield, PVC/Nylon, PVC



## UL TC

### Operating Temperature

- -25°C to +90°C

### Conductor Color Coding

- Chart BW (page 529)

### Materials

- Stranded bare copper conductors
- PVC/nylon insulation
- Aluminum/polyester foil shield, 25% overlap min.  
Foil facing inward
- Stranded tinned copper drain wire one even AWG size smaller than conductor
- Black PVC jacket

### Features

- UL Sunlight Resistant
- UL Direct Burial

### Availability

100 ft (30.5 m)  
500 ft (152 m)  
1000 ft (305 m)  
Bulk, cut to length  
(Minimums may apply)

20 AWG (0.52 mm <sup>2</sup> )					
Stranding: 7/0.0121 (7 x 0.51 mm)					
Insulation thickness: 0.013 (0.33 mm) PVC/0.003 (0.08 mm) nylon					
Part No.	Pairs	Nominal Diameter		Jacket Thickness	
		Inch	mm	Inch	mm
<b>5616B2001</b>	1	0.220	5.59	0.040	1.02

18 AWG (0.82 mm <sup>2</sup> )					
Stranding: 7/0.0152 (7 x 0.31 mm)					
Insulation thickness: 0.016 (0.41 mm) PVC/0.005 (0.13 mm) nylon					
Part No.	Pairs	Nominal Diameter		Jacket Thickness	
		Inch	mm	Inch	mm
<b>M8528010</b>	1	0.279	7.09	0.048	1.22
<b>M8708020</b>	2	0.396	10.06	0.050	1.27
<b>M8708040</b>	4	0.456	11.58	0.050	1.27
<b>M8708060</b>	6	0.572	14.53	0.065	1.65
<b>M8708080</b>	8	0.617	15.67	0.065	1.65
<b>M8708120</b>	12	0.737	18.72	0.065	1.65
<b>M8708160</b>	16	0.856	21.74	0.085	2.16
<b>M8708240</b>	24	1.025	26.04	0.085	2.16
<b>M8708360</b>	36	1.188	30.18	0.085	2.16
<b>M8708500</b>	50	1.356	34.44	0.085	2.16

16 AWG (1.31 mm <sup>2</sup> )					
Stranding: 7/0.0192 (7 x 0.49 mm)					
Insulation thickness: 0.016 (0.41 mm) PVC/0.005 (0.13 mm) nylon					
Part No.	Pairs	Nominal Diameter		Jacket Thickness	
		Inch	mm	Inch	mm
<b>M8526010</b>	1	0.303	7.70	0.048	1.22
<b>M8706020</b>	2	0.435	11.05	0.050	1.27
<b>M8706040</b>	4	0.504	12.80	0.050	1.27
<b>M8706060</b>	6	0.631	16.03	0.065	1.65
<b>M8706080</b>	8	0.682	17.32	0.065	1.65
<b>M8706120</b>	12	0.858	21.79	0.085	2.16
<b>M8706160</b>	16	0.949	24.10	0.085	2.16
<b>M8706240</b>	24	1.141	28.98	0.085	2.16
<b>M8706360</b>	36	1.325	33.66	0.085	2.16
<b>M8706500</b>	50	1.517	38.53	0.085	2.16



# Manhattan™ Instrumentation Cable

600 V Pairs, Overall Foil Shield, PVC/Nylon, PVC



## UL TC

### Operating Temperature

- 25°C to +90°C

### Conductor Color Coding

- Chart BW (page 529)

### Materials

- Stranded bare copper conductors
- PVC/nylon insulation
- Aluminum/polyester foil shield, 25% overlap min.  
Foil facing inward
- Stranded tinned copper drain wire one even AWG size smaller than conductor
- Black PVC jacket

### Features

- UL Sunlight Resistant
- UL Direct Burial

### Availability

100 ft (30.5 m)  
500 ft (152 m)  
1000 ft (305 m)  
Bulk, cut to length  
(Minimums may apply)

## 14 AWG (2.08 mm<sup>2</sup>)

Stranding: 7/0.0242 (7 x 0.61 mm)  
Insulation thickness: 0.016 (0.41 mm) PVC/0.005 (0.13 mm) nylon

Part No.	Pairs	Nominal Diameter		Jacket Thickness	
		Inch	mm	Inch	mm
<b>M8524010</b>	1	0.333	8.46	0.048	1.22
<b>M8704020</b>	2	0.484	12.29	0.050	1.27
<b>M8704040</b>	4	0.593	15.06	0.065	1.65
<b>M8704060</b>	6	0.706	17.93	0.065	1.65
<b>M8704080</b>	8	0.764	19.41	0.065	1.65
<b>M8704120</b>	12	0.961	24.41	0.085	2.16
<b>M8704160</b>	16	1.064	27.03	0.085	2.16
<b>M8704240</b>	24	1.286	32.66	0.085	2.16
<b>M8704360</b>	36	1.498	38.05	0.085	2.16
<b>M8704500</b>	50	1.778	45.16	0.115	2.92

## 12AWG (3.29 mm<sup>2</sup>)

Stranding: 19/0.0185 (19 x 0.47 mm)  
Insulation thickness: 0.016 (0.41 mm) PVC/0.005 (0.13 mm) nylon

Part No.	Pairs	Nominal Diameter		Jacket Thickness	
		Inch	mm	Inch	mm
<b>5616B1201</b>	1	0.374	9.50	0.050	1.27



# Manhattan™ Instrumentation Cable

600 V Pairs, Overall and Individually Foil Shielded Pairs, PVC/Nylon, PVC



## UL TC

### Operating Temperature

- 25°C to +90°C

### Conductor Color Coding

- Chart BW (page 529)

### Materials

- Stranded bare copper conductors
- PVC/nylon insulation
- Aluminum/polyester foil shield, 25% overlap min. Foil facing inward
- Stranded tinned copper drain wire one even AWG size smaller than conductor
- Black PVC jacket

### Features

- UL Sunlight Resistant
- UL Direct Burial

### Availability

100 ft (30.5 m)

500 ft (152 m)

1000 ft (305 m)

Bulk, cut to length

(Minimums may apply)

### 18 AWG (0.82 mm<sup>2</sup>)

Stranding: 7/0.0152 (7 x 0.31 mm)  
Insulation thickness: 0.016 (0.41 mm) PVC/0.005 (0.13 mm) nylon

Part No.	Pairs	Nominal Diameter		Jacket Thickness	
		Inch	mm	Inch	mm
M8748020	2	0.429	10.90	0.050	1.27
M8748040	4	0.497	12.62	0.050	1.27
M8748060	6	0.622	15.80	0.065	1.65
M8748080	8	0.672	17.07	0.065	1.65
M8748120	12	0.806	20.47	0.065	1.65
M8748160	16	0.935	23.75	0.085	2.16
M8748200	20	1.020	25.91	0.085	2.16
M8748240	24	1.123	28.52	0.085	2.16
M8748360	36	1.306	33.17	0.085	2.16
M8748500	50	1.497	38.02	0.085	2.16

### 16 AWG (1.31 mm<sup>2</sup>)

Stranding: 7/0.0192 (7 x 0.49 mm)  
Insulation thickness: 0.016 (0.41 mm) PVC/0.005 (0.13 mm) nylon

Part No.	Pairs	Nominal Diameter		Jacket Thickness	
		Inch	mm	Inch	mm
M8746020	2	0.471	11.96	0.050	1.27
M8746040	4	0.577	14.66	0.065	1.65
M8746060	6	0.686	17.42	0.065	1.65
M8746080	8	0.742	18.85	0.065	1.65
M8746120	12	0.933	23.70	0.085	2.16
M8746160	16	1.034	26.26	0.085	2.16
M8746200	20	1.130	28.70	0.085	2.16
M8746240	24	1.247	31.67	0.085	2.16
M8746360	36	1.454	36.93	0.085	2.16
M8746500	50	1.730	43.94	0.115	2.92

### 14 AWG (2.08 mm<sup>2</sup>)

Stranding: 7/0.0242 (7 x 0.61 mm)  
Insulation thickness: 0.016 (0.41 mm) PVC/0.005 (0.13 mm) nylon

Part No.	Pairs	Nominal Diameter		Jacket Thickness	
		Inch	mm	Inch	mm
M8744020	2	0.523	13.28	0.050	1.27
M8744040	4	0.641	16.28	0.065	1.65
M8744060	6	0.765	19.43	0.065	1.65
M8744080	8	0.869	22.07	0.085	2.16
M8744120	12	1.043	26.49	0.085	2.16
M8744160	16	1.158	29.41	0.085	2.16
M8744200	20	1.267	32.18	0.085	2.16
M8744240	24	1.401	35.59	0.085	2.16
M8744360	36	1.638	41.61	0.085	2.16
M8744500	50	1.945	49.40	0.115	2.92



# Manhattan™ Instrumentation Cable

600 V Unshielded Pairs, PVC/Nylon, PVC



18 AWG (0.82 mm <sup>2</sup> )					
Stranding: 7/0.0152 (7 x 0.31 mm)					
Insulation thickness: 0.016 (0.41 mm) PVC/0.005 (0.13 mm) nylon					
Part No.	Pairs	Nominal Diameter		Jacket Thickness	
		Inch	mm	Inch	mm
5606B1801	1	0.276	7.01	0.050	1.27

## UL TC

### Operating Temperature

- 25°C to +90°C

### Conductor Color Coding

- Black, white

### Materials

- Stranded bare copper conductors
- PVC/nylon insulation
- Black PVC jacket

### Features

- UL Sunlight Resistant
- UL Direct Burial

### Availability

1000 ft (305 m)  
Bulk, cut to length  
(Minimums may apply)

16 AWG (1.31 mm <sup>2</sup> )					
Stranding: 7/0.0192 (7 x 0.49 mm)					
Insulation thickness: 0.016 (0.41 mm) PVC/0.005 (0.13 mm) nylon					
Part No.	Pairs	Nominal Diameter		Jacket Thickness	
		Inch	mm	Inch	mm
5606B1601	1	0.300	7.62	0.050	1.27



# Manhattan™ Instrumentation Cable

300 V Unshielded Triads, PVC, PVC



**UL PLTC, ITC**  
**UL CL3**  
**CSA CMG FT4**

### Operating Temperature

- -20°C to +105°C

### Conductor Color Coding

- Black, white, red

### Materials

- Stranded bare copper conductors
- PVC insulation
- Black PVC jacket

### Features

- UL Sunlight Resistant

### Availability

100 ft (30.5 m)  
 500 ft (152 m)  
 1000 ft (305 m)  
 Bulk, cut to length  
 (Minimums may apply)

20 AWG (0.52 mm <sup>2</sup> )					
Stranding: 7/0.0121 (7 x 0.31 mm)					
Insulation thickness: 0.016 (0.41 mm)					
Part No.	Triads	Nominal Diameter		Jacket Thickness	
		Inch	mm	Inch	mm
<b>M9600010</b>	1	0.226	5.74	0.038	0.97

18 AWG (0.81 mm <sup>2</sup> )					
Stranding: 7/0.0152 (7 x 0.39 mm)					
Insulation thickness: 0.016 (0.41 mm)					
Part No.	Triads	Nominal Diameter		Jacket Thickness	
		Inch	mm	Inch	mm
<b>M9608010</b>	1	0.247	6.27	0.038	0.97

16 AWG (1.31 mm <sup>2</sup> )					
Stranding: 7/0.0192 (7 x 0.49 mm)					
Insulation thickness: 0.016 (0.41 mm)					
Part No.	Triads	Nominal Diameter		Jacket Thickness	
		Inch	mm	Inch	mm
<b>M9606010</b>	1	0.293	7.44	0.038	0.97



# Manhattan™ Instrumentation Cable

300 V Foil Shield, Triads, PVC, PVC



UL PLTC, ITC  
UL CL3  
CSA CMG FT4

### Operating Temperature

- 20°C to +105°C

### Conductor Color Coding

- Black, white, red

### Materials

- Stranded bare copper conductors
- PVC insulation
- Aluminum/polyester foil shield, 25% overlap min.  
Foil facing inward
- Stranded tinned copper drain wire one even AWG size smaller than conductor
- Black PVC jacket

### Features

- UL Sunlight Resistant

### Availability

100 ft (30.5 m)  
500 ft (152 m)  
1000 ft (305 m)  
Bulk, cut to length  
(Minimums may apply)

#### 22 AWG (0.35 mm²)

Stranding: 7/30 (7 x 0.25 mm)  
Insulation thickness: 0.013 (0.33 mm)  
22 AWG (0.35 mm²) drain wire

Part No.	Triads	Nominal Diameter		Jacket Thickness	
		Inch	mm	Inch	mm
5640B2201	1	0.201	5.11	0.038	0.96

#### 20 AWG (0.52 mm²)

Stranding: 7/0.0121 (7 x 0.31 mm)  
Insulation thickness: 0.016 (0.41 mm)

Part No.	Triads	Nominal Diameter		Jacket Thickness	
		Inch	mm	Inch	mm
M9620010	1	0.230	5.84	0.038	0.97
5640B2004	4	0.410	10.41	0.055	1.39
5640B2012	12	0.640	16.28	0.065	1.65

#### 18 AWG (0.82 mm²)

Stranding: 7/0.0152 (7 x 0.39 mm)  
Insulation thickness: 0.016 (0.41 mm)

Part No.	Triads	Nominal Diameter		Jacket Thickness	
		Inch	mm	Inch	mm
M9628010	1	0.251	6.38	0.038	0.97

#### 16 AWG (1.31 mm²)

Stranding: 7/0.0192 (7 x 0.49 mm)  
Insulation thickness: 0.016 (0.41 mm)

Part No.	Triads	Nominal Diameter		Jacket Thickness	
		Inch	mm	Inch	mm
M9626010	1	0.287	7.29	0.043	1.09

#### 14 AWG (2.08 mm²)

Stranding: 7/0.0242 (7 x 0.61 mm)  
Insulation thickness: 0.016 (0.41 mm)

Part No.	Triads	Nominal Diameter		Jacket Thickness	
		Inch	mm	Inch	mm
M9624010*	1	0.319	8.10	0.043	1.09

\*Not CMG approved.



# Manhattan™ Instrumentation Cable

300 V Overall and Individually Foil Shielded Triads, PVC, PVC



## 20 AWG (0.51 mm<sup>2</sup>)

Stranding: 7/0.0121 (7 x 0.54 mm)  
 Insulation thickness: 0.013 (0.33 mm)  
 22 AWG (0.35 mm<sup>2</sup>) drain wire

Part No.	Triads	Nominal Diameter		Jacket Thickness	
		Inch	mm	Inch	mm
5650B2004	4	0.458	11.63	0.055	1.39
5650B2008	8	0.586	14.88	0.055	1.39
5650B2012	12	0.723	18.36	0.065	1.65

**UL PLTC**  
**CSA CMG FT4**

### Operating Temperature

- -20°C to +105°C
- -20°C to +60°C (CMG)

### Conductor Color Coding

- Black, white, red
- White conductors are numbered

### Materials

- Stranded bare copper conductors
- PVC insulation
- Aluminum/polyester foil shield, 25% overlap min. Foil facing inward
- Stranded tinned copper drain wire one even AWG size smaller than conductor
- Black PVC jacket

### Features

- UL Sunlight Resistant

### Availability

1000 ft (305 m)  
 Bulk, cut to length  
 (Minimums may apply)



# Manhattan™ Instrumentation Cable

600 V Overall Foil Shield, Triads, PVC/Nylon, PVC



## UL TC

### Operating Temperature

- 25°C to +90°C

### Conductor Color Coding

- Black, white, red
- White conductors are numbered

### Materials

- Stranded bare copper conductors
- PVC/nylon insulation
- Aluminum/polyester foil shield, 25% overlap min.  
Foil facing inward
- Stranded tinned copper drain wire one even AWG size smaller than conductor
- Black PVC jacket

### Features

- UL Sunlight Resistant
- UL Direct Burial

### Availability

100 ft (30.5 m)  
500 ft (152 m)  
1000 ft (305 m)  
Bulk, cut to length  
(Minimums may apply)

## 18 AWG (0.82 mm<sup>2</sup>)

Stranding: 7/0.0152 (7 x 0.39 mm)  
Insulation thickness: 0.016 (0.41 mm) PVC/0.005 (0.13 mm) nylon

Part No.	Triads	Nominal Diameter		Jacket Thickness	
		Inch	mm	Inch	mm
<b>M8628010</b>	1	0.293	7.44	0.048	1.22
<b>M8808020</b>	2	0.450	11.43	0.050	1.27
<b>M8808040</b>	4	0.552	14.02	0.065	1.65
<b>M8808080</b>	8	0.708	17.98	0.065	1.65
<b>M8808120</b>	12	0.890	22.61	0.085	2.16
<b>M8808240</b>	24	1.186	30.12	0.085	2.16

## 16 AWG (1.31 mm<sup>2</sup>)

Stranding: 7/0.0192 (7 x 0.49 mm)  
Insulation thickness: 0.016 (0.41 mm) PVC/0.005 (0.13 mm) nylon

Part No.	Triads	Nominal Diameter		Jacket Thickness	
		Inch	mm	Inch	mm
<b>M8626010</b>	1	0.319	8.10	0.048	1.22
<b>M8806020</b>	2	0.497	12.62	0.050	1.27
<b>M8806040</b>	4	0.609	15.47	0.065	1.65
<b>M8806080</b>	8	0.785	19.94	0.065	1.65
<b>M8806120</b>	12	0.987	25.07	0.085	2.16
<b>M8806240</b>	24	1.323	33.60	0.085	2.16

## 14 AWG (2.08 mm<sup>2</sup>)

Stranding: 7/0.0242 (7 x 0.62 mm)  
Insulation thickness: 0.016 (0.41 mm) PVC/0.005 (0.13 mm) nylon

Part No.	Triads	Nominal Diameter		Jacket Thickness	
		Inch	mm	Inch	mm
<b>M8624010</b>	1	0.351	8.92	0.048	1.22
<b>M8804020</b>	2	0.585	14.86	0.065	1.65
<b>M8804040</b>	4	0.680	17.27	0.065	1.65
<b>M8804080</b>	8	0.923	23.44	0.085	2.16
<b>M8804120</b>	12	1.109	28.17	0.085	2.16
<b>M8804240</b>	24	1.495	37.97	0.085	2.16





# Manhattan™ Instrumentation Cable

600 V Overall and Individually Foil Shielded Multitriads, PVC/Nylon, PVC



## UL TC

### Operating Temperature

- -25°C to +90°C

### Conductor Color Coding

- Black, white, red
- White conductors are numbered

### Materials

- Stranded bare copper conductors
- PVC/nylon insulation
- Aluminum/polyester foil shield, 25% overlap min., on both individual triads and overall cable  
Foil facing inward
- Stranded tinned copper drain wire one even AWG size smaller than conductor
- Black PVC jacket

### Features

- UL Sunlight Resistant
- UL Direct Burial

### Availability

100 ft (30.5 m)  
500 ft (152 m)  
1000 ft (305 m)  
Bulk, cut to length  
(Minimums may apply)

## 18 AWG (0.81 mm<sup>2</sup>)

Stranding: 7/0.0152 (7 x 0.39 mm)  
Insulation thickness: 0.016 (0.41 mm) PVC/0.005 (0.13 mm) nylon

Part No.	Triads	Nominal Diameter		Jacket Thickness	
		Inch	mm	Inch	mm
<b>M8848020</b>	2	0.501	12.73	0.050	1.27
<b>M8848040</b>	4	0.614	15.60	0.065	1.65
<b>M8848080</b>	8	0.832	21.13	0.085	2.16
<b>M8848120</b>	12	0.996	25.30	0.085	2.16
<b>M8848240</b>	24	1.336	33.93	0.065	2.16

## 16 AWG (1.31 mm<sup>2</sup>)

Stranding: 7/0.0192 (7 x 0.49 mm)  
Insulation thickness: 0.016 (0.41 mm) PVC/0.005 (0.13 mm) nylon

Part No.	Triads	Nominal Diameter		Jacket Thickness	
		Inch	mm	Inch	mm
<b>M8846020</b>	2	0.583	14.81	0.065	1.65
<b>M8846040</b>	4	0.677	17.20	0.065	1.65
<b>M8846080</b>	8	0.918	23.32	0.085	2.16
<b>M8846120</b>	12	1.104	28.04	0.085	2.16
<b>M8846240</b>	24	1.488	37.80	0.085	2.16

## 14 AWG (2.08 mm<sup>2</sup>)

Stranding: 7/0.0242 (7 x 0.61 mm)  
Insulation thickness: 0.016 (0.41 mm) PVC/0.005 (0.13 mm) nylon

Part No.	Triads	Nominal Diameter		Jacket Thickness	
		Inch	mm	Inch	mm
<b>M8844020</b>	2	0.648	16.46	0.065	1.65
<b>M8844040</b>	4	0.755	19.18	0.065	1.65
<b>M8844080</b>	8	1.026	26.06	0.085	2.16
<b>M8844120</b>	12	1.238	31.45	0.085	2.16
<b>M8844240</b>	24	1.738	44.15	0.115	2.92



# Manhattan™ Instrumentation Cable

300 V Overall Foil Shield, Composite, PVC/Nylon, PVC



**UL PLTC, ITC**  
**UL CL3**  
**CSA CMG FT4**

### Operating Temperature

- -20°C to +105°C

### Conductor Color Coding

- Chart BW (page 529)

### Materials

- Stranded bare copper conductors
- PVC insulation
- Communications wire is 22 AWG (0.35 mm<sup>2</sup>), 7/30 (7 x 0.25 mm) stranding, bare copper with 0.016 (0.41 mm) thick insulation
- Aluminum/polyester foil shield, 25% overlap min.  
Foil facing inward
- Stranded tinned copper drain wire one even AWG smaller than conductor
- Black PVC jacket

### Features

- UL Sunlight Resistant

### Availability

100 ft (30.5 m)  
 500 ft (152 m)  
 1000 ft (305 m)  
 Bulk, cut to length  
 (Minimums may apply)

## 20 AWG (0.52 mm<sup>2</sup>) Pairs

Stranding: 7/0.0121 (7 x 0.31 mm)  
 Insulation thickness: 0.016 (0.41 mm)

Part No.	Pairs	Nominal Diameter		Jacket Thickness	
		Inch	mm	Inch	mm
M9700020	2	0.321	8.15	0.045	1.14
M9700040	4	0.400	10.16	0.053	1.35
M9700060	6	0.451	11.46	0.053	1.35
M9700080	8	0.511	12.98	0.053	1.35
M9700120	12	0.581	14.76	0.053	1.35
M9700160	16	0.660	16.76	0.063	1.60
5610B2020*	20	0.677	17.20	0.065	1.65
M9700240	24	0.791	20.09	0.063	1.60
M9700360	36	0.925	23.50	0.073	1.85
M9700500	50	1.069	27.15	0.073	1.85

\*No communication wire.

## 18 AWG (0.81 mm<sup>2</sup>) Pairs

Stranding: 7/0.0152 (7 x 0.39 mm)  
 Insulation thickness: 0.016 (0.41 mm) PVC/0.005 (0.13 mm) nylon

Part No.	Pairs	Nominal Diameter		Jacket Thickness	
		Inch	mm	Inch	mm
M9708020	2	0.353	8.97	0.045	1.14
M9708040	4	0.431	10.95	0.053	1.35
M9708060	6	0.499	12.67	0.053	1.35
M9708080	8	0.558	14.17	0.053	1.35
M9708120	12	0.664	16.87	0.063	1.60
M9708160	16	0.735	18.67	0.063	1.60
M9708240	24	0.905	22.99	0.073	1.85
M9708360	36	1.049	26.64	0.073	1.85
M9708500	50	1.199	30.45	0.073	1.85

## 16 AWG (1.31 mm<sup>2</sup>)

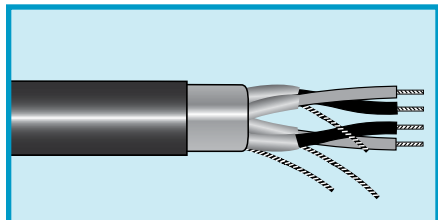
Stranding: 7/0.0192 (7 x 0.49 mm)  
 Insulation thickness: 0.016 (0.41 mm) PVC

Part No.	Pairs	Nominal Diameter		Jacket Thickness	
		Inch	mm	Inch	mm
M9706020	2	0.409	10.39	0.053	1.35
M9706040	4	0.471	11.96	0.053	1.35
M9706060	6	0.559	14.20	0.053	1.35
M9706080	8	0.639	16.23	0.063	1.60
M9706120	12	0.747	18.97	0.063	1.60
M9706160	16	0.829	21.06	0.063	1.60
M9706240	24	1.023	25.98	0.073	1.85
M9706360	36	1.189	30.20	0.073	1.85
M9706500	50	1.382	35.10	0.083	2.11



# Manhattan™ Instrumentation Cable

300 V Overall and Individually Foil Shielded Pairs, Composite PVC/Nylon, PVC



**UL PLTC, ITC  
UL CL3  
CSA CMG FT4**

### Operating Temperature

- -20°C to +105°C

### Conductor Color Coding

- Chart BW (page 529)

### Materials

- Stranded bare copper conductors
- PVC/nylon insulation
- Aluminum/polyester foil shield, 25% overlap min. Foil facing inward
- Stranded tinned copper drain wire one even AWG size smaller than conductors
- Black PVC jacket

### Features

- UL Sunlight Resistant

### Availability

100 ft (30.5 m)  
500 ft (152 m)  
1000 ft (305 m)  
Bulk, cut to length  
(Minimums may apply)



## 20 AWG (0.52 mm²)\*

Stranding: 7/0.0121 (7 x 0.31 mm)  
Insulation thickness: 0.016 (0.41 mm)

Part No.	Pairs	Nominal Diameter		Jacket Thickness	
		Inch	mm	Inch	mm
M9740020	2	0.349	8.86	0.045	1.14
M9740040	4	0.427	10.85	0.053	1.35
M9740060	6	0.493	12.52	0.053	1.35
M9740080	8	0.539	13.69	0.053	1.35
M9740120	12	0.643	16.33	0.063	1.60
M9740160	16	0.724	18.39	0.063	1.60
5620B2020**	20	0.752	19.10	0.065	1.65
M9740240	24	0.882	22.40	0.073	1.85
M9740360	36	1.011	25.68	0.073	1.85
M9740500	50	1.169	29.69	0.073	1.85

\*Communications wire is 22 AWG (0.35 mm²), 7/30 (7 x 0.25 mm) stranding, bare copper with 0.016 (0.41 mm) thick insulation.

\*\*0.013 (0.33 mm) insulation thickness.

## 18 AWG (0.82 mm²)

Stranding: 7/0.0152 (7 x 0.39 mm)  
Insulation thickness: 0.016 (0.41 mm) PVC

Part No.	Pairs	Nominal Diameter		Jacket Thickness	
		Inch	mm	Inch	mm
M9748020	2	0.401	10.19	0.053	1.35
M9748040	4	0.463	11.76	0.053	1.35
M9748060	6	0.547	13.89	0.053	1.35
M9748080	8	0.616	15.65	0.063	1.60
M9748120	12	0.712	18.08	0.063	1.60
M9748160	16	0.805	20.45	0.063	1.60
5620B1820	20	0.921	23.36	0.075	1.91
M9748240	24	0.983	24.97	0.073	1.85
M9748360	36	1.130	28.70	0.073	1.85
M9748500	50	1.349	34.26	0.083	2.11

\*Communications wire is 22 AWG (0.35 mm²), 7/30 (7 x 0.25 mm) stranding, bare copper with 0.016 (0.41 mm) thick insulation.

## 16 AWG (1.31 mm²)

Stranding: 7/0.0192 (7 x 0.49 mm)  
Insulation thickness: 0.016 (0.41 mm) PVC

Part No.	Pairs	Nominal Diameter		Jacket Thickness	
		Inch	mm	Inch	mm
M9746020	2	0.441	11.20	0.053	1.35
M9746040	4	0.512	13.00	0.053	1.35
M9746060	6	0.630	16.00	0.063	1.60
M9746080	8	0.690	17.53	0.063	1.60
M9746120	12	0.819	20.80	0.063	1.60
M9746160	16	0.929	23.60	0.073	1.85
M9746240	24	1.123	28.52	0.073	1.85
M9746360	36	1.328	33.73	0.083	2.11
M9746500	50	1.521	38.63	0.083	2.11

\*Communications wire is 22 AWG (0.35 mm²), 7/30 (7 x 0.25 mm) stranding, bare copper with 0.016 (0.41 mm) thick insulation.

# Manhattan™ Computer Cable

300 V Unshielded, Multiconductor, PVC, PVC



**UL AWM 2464**  
**UL CL2**  
**CSA AWM I/II A/B FT4**

### Applications

- Control and signal wiring
- Computers
- Instrumentation

### Operating Temperature

- -20°C to +105°C (CSA)
- -20°C to +90°C (CL2)
- -20°C to +80°C (AWM)

### Conductor Color Coding

- See tables

### Materials

- Stranded tinned copper conductors
- PVC insulation
- Slate PVC jacket

### Availability

100 ft (30.5 m)  
 500 ft (152 m)  
 1000 ft (305 m)  
 (Minimums may apply)

#### 20 AWG (0.50 mm²)

Stranding: 10/30 (10 x 0.25 mm)  
 Insulation thickness: 0.016 (0.41 mm)

Part No.	Conductors	Nominal Diameter		Jacket Thickness		Color Code
		Inch	mm	Inch	mm	
882002	2	0.202	5.13	0.032	0.81	R
882003	3	0.213	5.41	0.032	0.81	R
882004	4	0.231	5.87	0.032	0.81	R
882005	5	0.251	6.38	0.032	0.81	R
882006	6	0.272	6.91	0.032	0.81	R
882007	7	0.272	6.91	0.032	0.81	R
882008	8	0.293	7.44	0.032	0.81	R
882010	10	0.318	8.08	0.032	0.81	R
882012	12	0.338	8.59	0.032	0.81	R
882015	15	0.389	9.88	0.032	0.81	F
882020	20	0.430	10.92	0.032	0.81	R
882025	25	0.471	11.96	0.032	0.81	R

#### 18 AWG (0.81 mm²)

Stranding: 16/30 (16 x 0.25 mm)  
 Insulation thickness: 0.016 (0.41 mm)

Part No.	Conductors	Nominal Diameter		Jacket Thickness		Color Code
		Inch	mm	Inch	mm	
881802	2	0.222	5.64	0.032	0.81	R
881803	3	0.234	5.94	0.032	0.81	F
881804	4	0.255	6.48	0.032	0.81	R
881805	5	0.278	7.06	0.032	0.81	R
881806	6	0.289	7.34	0.032	0.81	R
881807	7	0.302	7.67	0.032	0.81	R
881808	8	0.341	8.66	0.032	0.81	R
881809	9	0.379	9.63	0.032	0.81	R
881812	12	0.408	10.36	0.032	0.81	F
881815	15	0.465	11.81	0.032	0.81	F
881820	20	0.511	12.98	0.032	0.81	R
881825	25	0.600	15.24	0.032	0.81	F



# Manhattan™ Computer Cable

300 V Unshielded, Multiconductor, PVC, PVC



**UL AWM 2464**  
**UL CL2**  
**CSA AWM I/II A/B FT4**

### Applications

- Control and signal wiring
- Computers
- Instrumentation

### Operating Temperature

- -20°C to +105°C (CSA)
- -20°C to +90°C (CL2)
- -20°C to +80°C (AWM)

### Conductor Color Coding

- See tables

### Materials

- Stranded tinned copper conductors
- PVC insulation
- Slate PVC jacket

### Availability

100 ft (30.5 m)  
 500 ft (152 m)  
 1000 ft (305 m)  
 (Minimums may apply)

#### 16 AWG (1.32 mm<sup>2</sup>)

Stranding: 26/30 (26 x 0.25 mm)  
 Insulation thickness: 0.032 (0.81 mm)

Part No.	Conductors	Nominal Diameter		Jacket Thickness		Color Code
		Inch	mm	Inch	mm	
<b>881602</b>	2	0.312	7.92	0.032	0.81	F
<b>881603</b>	3	0.329	8.36	0.032	0.81	F
<b>881604</b>	4	0.375	9.53	0.045	1.14	F
<b>881605</b>	5	0.405	10.29	0.045	1.14	F
<b>881606</b>	6	0.410	10.41	0.045	1.14	R
<b>881607</b>	7	0.455	11.56	0.045	1.14	F
<b>881610</b>	10	0.578	14.68	0.045	1.14	R

#### 14 AWG (2.08 mm<sup>2</sup>)

Stranding: 41/30 (65 x 0.25 mm)  
 Insulation thickness: 0.031 (0.78 mm)

Part No.	Conductors	Nominal Diameter		Jacket Thickness		Color Code
		Inch	mm	Inch	mm	
<b>881403</b>	3	0.378	9.60	0.035	0.89	F
<b>881404</b>	4	0.434	11.02	0.045	1.14	F
<b>881405</b>	5	0.485	12.32	0.060	1.52	F

#### 12 AWG (3.29 mm<sup>2</sup>)

Stranding: 65/30 (65 x 0.25 mm)  
 Insulation thickness: 0.031 (0.78 mm)

Part No.	Conductors	Nominal Diameter		Jacket Thickness		Color Code
		Inch	mm	Inch	mm	
<b>881202</b>	2	0.396	10.06	0.032	0.81	F
<b>881203</b>	3	0.423	10.74	0.032	0.81	F



# Manhattan™ Computer Cable

300 V Unshielded, Multiconductor, SR-PVC, PVC



**UL AWM 2464**  
**UL CL2**  
**CSA AWM I/II A/B FT4**

### Applications

- Control and signal wiring
- Computers
- Instrumentation

### Operating Temperature

- -20°C to +105°C (CSA)
- -20°C to +90°C (CL2)
- -20°C to +80°C (AWM)

### Conductor Color Coding

- See tables

### Materials

- Stranded tinned copper conductors
- Semirigid PVC insulation
- Slate PVC jacket

### Availability

100 ft (30.5 m)  
 500 ft (152 m)  
 1000 ft (305 m)  
 (Minimums may apply)

#### 24 AWG (0.22 mm²)

Stranding: 7/32 (7 x 0.20 mm)  
 Insulation thickness: 0.010 (0.25 mm)

Part No.	Conductors	Nominal Diameter		Jacket Thickness		Color Code
		Inch	mm	Inch	mm	
<b>882402</b>	2	0.152	3.86	0.032	0.81	E
<b>882403</b>	3	0.159	4.04	0.032	0.81	E
<b>882404</b>	4	0.170	4.32	0.032	0.81	E
<b>882406</b>	6	0.197	5.00	0.032	0.81	E

#### 22 AWG (0.35 mm²)

Stranding: 7/30 (7 x 0.25 mm)  
 Insulation thickness: 0.010 (0.25 mm)

Part No.	Conductors	Nominal Diameter		Jacket Thickness		Color Code
		Inch	mm	Inch	mm	
<b>882202</b>	2	0.164	4.17	0.032	0.81	R
<b>882203</b>	3	0.172	4.37	0.032	0.81	R
<b>882204</b>	4	0.185	4.70	0.032	0.81	R
<b>882205</b>	5	0.200	5.08	0.032	0.81	R
<b>882206</b>	6	0.215	5.46	0.032	0.81	R
<b>882207</b>	7	0.215	5.46	0.032	0.81	R
<b>882208</b>	8	0.230	5.84	0.032	0.81	R
<b>882209</b>	9	0.246	6.25	0.032	0.81	R
<b>882210</b>	10	0.264	6.71	0.032	0.81	R
<b>882212</b>	12	0.272	6.91	0.032	0.81	R
<b>882215</b>	15	0.294	7.47	0.032	0.81	F
<b>882220</b>	20	0.326	8.28	0.032	0.81	F
<b>882225</b>	25	0.364	9.25	0.032	0.81	F
<b>882230</b>	30	0.385	9.78	0.032	0.81	F
<b>882240</b>	40	0.429	10.90	0.032	0.81	F
<b>882250</b>	50	0.478	12.14	0.035	0.89	F
<b>882260</b>	60	0.520	13.21	0.035	0.89	F



# Manhattan™ Computer Cable

300 V Unshielded, Multiconductor, SR-PVC, PVC



**UL AWM 2343**  
**UL CMG**  
**CSA CMG FT4**

### Applications

- Control and signal wiring
- Computers
- Instrumentation

### Operating Temperature

- -20°C to +80°C (AWM)
- -20°C to +75°C (CMG)

### Conductor Color Coding

- Chart E (page 532)

### Materials

- Stranded tinned copper conductors
- Semirigid PVC insulation
- Slate PVC jacket

### Availability

100 ft (30.5 m)  
 500 ft (152 m)  
 1000 ft (305 m)  
 Bulk, cut to length  
 (Minimums may apply)

## 24 AWG (0.22 mm<sup>2</sup>)

Stranding: 7/32 (10 x 0.20 mm)  
 Insulation thickness: 0.010 (0.25 mm)

Part No.	Conductors	Nominal Diameter		Jacket Thickness	
		Inch	mm	Inch	mm
<b>M4501</b>	7	0.262	6.65	0.063	1.60
<b>M4502</b>	12	0.312	7.92	0.063	1.60
<b>M4503</b>	15	0.332	8.43	0.063	1.60
<b>M4504</b>	19	0.349	8.86	0.063	1.60
<b>M4506</b>	37	0.437	11.10	0.063	1.60

## 22 AWG (0.35 mm<sup>2</sup>)

Stranding: 7/30 (7 x 0.25 mm)  
 Insulation thickness: 0.010 (0.25 mm)

Part No.	Conductors	Nominal Diameter		Jacket Thickness	
		Inch	mm	Inch	mm
<b>M4508</b>	2	0.229	5.82	0.063	1.60
<b>M4510</b>	7	0.280	7.11	0.063	1.60
<b>M4511</b>	12	0.337	8.56	0.063	1.60
<b>M4512</b>	15	0.360	9.14	0.063	1.60
<b>M4513</b>	19	0.379	9.63	0.063	1.60
<b>M4514</b>	27	0.437	11.10	0.063	1.60
<b>M4515</b>	37	0.479	12.17	0.063	1.60

## 20 AWG (0.56 mm<sup>2</sup>)

Stranding: 7/28 (7 x 0.32 mm)  
 Insulation thickness: 0.010 (0.25 mm)

Part No.	Conductors	Nominal Diameter		Jacket Thickness	
		Inch	mm	Inch	mm
<b>M4517</b>	2	0.245	6.22	0.063	1.60
<b>M4518</b>	5	0.287	7.29	0.063	1.60
<b>M4519</b>	7	0.304	7.72	0.063	1.60
<b>M4520</b>	12	0.370	9.40	0.063	1.60
<b>M4522</b>	19	0.419	10.64	0.063	1.60
<b>M4523</b>	27	0.486	12.34	0.063	1.60
<b>M4524</b>	37	0.535	13.59	0.063	1.60



# Manhattan™ Computer Cable

300 V Foil Shield, Multiconductor, PVC, PVC



**UL AWM 2464**  
**UL CMG**  
**CSA CMG FT4**

### Applications

- Control and signal wiring
- Computers
- Instrumentation

### Operating Temperature

- -20°C to +80°C (AWM)
- -20°C to +75°C (CMG)

### Conductor Color Coding

- See tables

### Materials

- Stranded tinned copper conductors
- PVC insulation
- Aluminum/polyester foil shield, 25% overlap min.  
Foil facing inward
- Stranded tinned copper drain wire equal in size to conductor
- Slate PVC jacket

### Availability

100 ft (30.5 m)  
500 ft (152 m)  
1000 ft (305 m)  
Bulk, cut to length  
(Minimums may apply)

#### 20 AWG (0.56 mm<sup>2</sup>)

Stranding: 7/28 (10 x 0.32 mm)  
Insulation thickness: 0.016 (0.41 mm)  
Color Code D

Part No.	Conductors	Nominal Diameter		Jacket Thickness	
		Inch	mm	Inch	mm
<b>M4660</b>	2	0.211	5.36	0.032	0.81
<b>M4661</b>	3	0.222	5.64	0.032	0.81
<b>M4662</b>	4	0.240	6.10	0.032	0.81
<b>M4664</b>	6	0.282	7.16	0.032	0.81
<b>M4665</b>	8	0.304	7.72	0.032	0.81
<b>M4666</b>	10	0.351	8.92	0.032	0.81
<b>M4668</b>	15	0.393	9.98	0.032	0.81
<b>M4670</b>	20	0.437	11.10	0.032	0.81
<b>M4672</b>	25	0.491	12.47	0.032	0.81
<b>M4673</b>	30	0.520	13.21	0.032	0.81
<b>M4675</b>	40	0.625	15.88	0.053	1.35
<b>M4677</b>	50	0.685	17.40	0.053	1.35

#### 18 AWG (0.81 mm<sup>2</sup>)

Stranding: 16/30 (16 x 0.25 mm)  
Insulation thickness: 0.016 (0.41 mm)  
Color Code D

Part No.	Conductors	Nominal Diameter		Jacket Thickness	
		Inch	mm	Inch	mm
<b>M4690</b>	2	0.229	5.82	0.032	0.81
<b>M4691</b>	3	0.241	6.12	0.032	0.81
<b>M4692*</b>	2	0.229	5.82	0.032	0.81
<b>M4693*</b>	3	0.241	6.12	0.032	0.81
<b>M4694</b>	4	0.262	6.65	0.032	0.81
<b>M4696</b>	6	0.309	7.85	0.032	0.81
<b>M4697</b>	8	0.334	8.48	0.032	0.81
<b>M4698</b>	10	0.387	9.83	0.032	0.81
<b>M4700</b>	15	0.436	11.07	0.032	0.81
<b>M4702</b>	20	0.485	12.32	0.032	0.81
<b>M4704</b>	25	0.545	13.84	0.032	0.81
<b>M4706</b>	30	0.620	15.75	0.053	1.35
<b>M4708</b>	40	0.690	17.53	0.053	1.35

\*Conductor color coding: 1 Brown, 2 Blue, 3 Green/Yellow.





# Manhattan™ Computer Cable

300 V Foil Shield, Multiconductor, PVC, PVC



**UL AWM 2464**  
**UL CMG**  
**CSA CMG FT4**

### Applications

- Control and signal wiring
- Computers
- Instrumentation

### Operating Temperature

- -20°C to +80°C (AWM)
- -20°C to +75°C (CMG)

### Conductor Color Coding

- See tables

### Materials

- Stranded tinned copper conductors
- PVC insulation
- Aluminum/polyester foil shield, 25% overlap min.  
Foil facing inward
- Stranded tinned copper drain wire equal in size to conductor
- Slate PVC jacket

### Availability

100 ft (30.5 m)  
 500 ft (152 m)  
 1000 ft (305 m)  
 Bulk, cut to length  
 (Minimums may apply)

### 16 AWG (1.32 mm<sup>2</sup>)

Stranding: 19/0.0117 (19 x 0.30 mm)  
 Insulation thickness: 0.016 (0.41 mm)  
 Color Code R

Part No.	Conductors	Nominal Diameter		Jacket Thickness	
		Inch	mm	Inch	mm
<b>M4720</b>	2	0.253	6.43	0.032	0.81
<b>M4721</b>	3	0.267	6.78	0.032	0.81
<b>M4722*</b>	2	0.253	6.43	0.032	0.81
<b>M4723*</b>	3	0.267	6.78	0.032	0.81
<b>M4724</b>	4	0.291	7.39	0.032	0.81
<b>M4726</b>	6	0.345	8.76	0.032	0.81
<b>M4728</b>	8	0.374	9.50	0.032	0.81
<b>M4730</b>	10	0.435	11.05	0.032	0.81
<b>M4732</b>	15	0.489	12.42	0.032	0.81
<b>M4734</b>	20	0.547	13.89	0.032	0.81
<b>M4736</b>	30	0.697	17.70	0.053	1.35

\*Conductor color coding: 1 Brown, 2 Blue, 3 Green/Yellow.



# Manhattan™ Computer Cable

300 V Foil Shield, Multiconductor, PVC, PVC



24 AWG (0.22 mm <sup>2</sup> )					
Stranding: 7/32 (7 x 0.20 mm)					
Insulation thickness: 0.010 (0.25 mm)					
Part No.	Conductors	Nominal Diameter		Jacket Thickness	
		Inch	mm	Inch	mm
1012405	5	0.190	4.83	0.035	0.89
1012407	7	0.205	5.21	0.035	0.89
1012409	9	0.236	5.99	0.035	0.89

**UL AWM 2464**  
**UL CL2**  
**CSA AWM I/II A/B FT4**

### Applications

- Sound broadcast
- Instrumentation

### Operating Temperature

- -20°C to +80°C

### Conductor Color Coding

- Chart R (page 535)

### Materials

- Stranded tinned copper conductors
- PVC insulation
- Aluminum/polyester foil shield, 25% overlap min.  
Foil facing outward
- Stranded tinned copper drain wire equal in size to conductor
- Slate PVC jacket

### Availability

100 ft (30.5 m)  
 500 ft (152 m)  
 1000 ft (305 m)  
 Bulk, cut to length  
 (Minimums may apply)



# Manhattan™ Computer Cable

300 V Foil Shield, Multiconductor, SR-PVC, PVC



**UL AWM 2464**  
**UL CMG**  
**CSA CMG FT4**

### Applications

- Computer and control applications

### Operating Temperature

- -20°C to +80°C (AWM)
- -20°C to +75°C (CMG)

### Conductor Color Coding

- Chart E (page 532)

### Materials

- Stranded tinned copper conductors
- Semirigid PVC insulation
- Aluminum/polyester foil shield, 25% overlap min.  
Foil facing inward  
Stranded tinned copper drain wire equal in size to conductor
- Slate PVC jacket

### Availability

100 ft (30.5 m)  
 500 ft (152 m)  
 1000 ft (305 m)  
 Bulk, cut to length  
 (Minimums may apply)

#### 24 AWG (0.22 mm<sup>2</sup>)

Stranding: 7/32 (7 x 0.20 mm)  
 Insulation thickness: 0.010 (0.25 mm)

Part No.	Conductors	Nominal Diameter		Jacket Thickness	
		Inch	mm	Inch	mm
<b>M4602</b>	2	0.159	4.04	0.032	0.81
<b>M4603</b>	3	0.166	4.22	0.032	0.81
<b>M4604</b>	4	0.178	4.52	0.032	0.81
<b>M4606</b>	6	0.204	5.18	0.032	0.81
<b>M4607</b>	8	0.217	5.51	0.032	0.81
<b>M4608</b>	10	0.247	6.27	0.032	0.81
<b>M4610</b>	15	0.273	6.93	0.032	0.81
<b>M4612</b>	20	0.301	7.65	0.032	0.81
<b>M4614</b>	25	0.335	8.51	0.032	0.81
<b>M4616</b>	30	0.353	8.97	0.032	0.81
<b>M4618</b>	40	0.393	9.98	0.032	0.81
<b>M4620</b>	50	0.430	10.92	0.032	0.81

#### 22 AWG (0.35 mm<sup>2</sup>)

Stranding: 7/30 (7 x 0.25 mm)  
 Insulation thickness: 0.010 (0.25 mm)

Part No.	Conductors	Nominal Diameter		Jacket Thickness	
		Inch	mm	Inch	mm
<b>M4633</b>	2	0.171	4.34	0.032	0.81
<b>M4634</b>	3	0.179	4.55	0.032	0.81
<b>M4635</b>	4	0.192	4.88	0.032	0.81
<b>M4636</b>	6	0.222	5.64	0.032	0.81
<b>M4638</b>	8	0.237	6.02	0.032	0.81
<b>M4640</b>	10	0.271	6.88	0.032	0.81
<b>M4642</b>	15	0.301	7.65	0.032	0.81
<b>M4644</b>	20	0.333	8.46	0.032	0.81
<b>M4646</b>	25	0.371	9.42	0.032	0.81
<b>M4648</b>	30	0.392	9.96	0.032	0.81
<b>M4650</b>	40	0.436	11.07	0.032	0.81
<b>M4652</b>	50	0.479	12.17	0.032	0.81



# Manhattan™ Computer Cable

300 V Foil/Braid Shield, Multiconductor, SR-PVC, PVC



**UL AWM 2464**  
**UL CMG**  
**CSA CMG FT4**

### Applications

- RS-232
- Modems
- Multiplexers
- Serial data interfaces

### Operating Temperature

- -20°C to +80°C (AWM)
- -20°C to +75°C (CMG)

### Conductor Color Coding

- See tables

### Materials

- Stranded tinned copper conductors
- Semirigid PVC insulation
- Foil + braid shield  
Aluminum/polyester foil shield,  
25% overlap min.  
Foil facing outward  
Stranded tinned copper drain  
wire equal in size to conductor  
Tinned copper braid, 65% or  
70% coverage
- Slate PVC jacket

### Availability

100 ft (30.5 m)  
500 ft (152 m)  
1000 ft (305 m)  
Bulk, cut to length  
(Minimums may apply)

### 65% Braid Coverage

#### 28 AWG (0.08 mm<sup>2</sup>)

Stranding: 7/36 (7 x 0.12 mm)  
Insulation thickness: 0.010 (0.25 mm)  
Color Code D

Part No.	Conductors	Nominal Diameter		Jacket Thickness	
		Inch	mm	Inch	mm
M2403	3	0.165	4.19	0.032	0.81
M2404	4	0.175	4.45	0.032	0.81
M2405	5	0.185	4.70	0.032	0.81
M2406	6	0.196	4.98	0.032	0.81
M2407	7	0.196	4.98	0.032	0.81
M2408	8	0.206	5.23	0.032	0.81
M2409	9	0.217	5.51	0.032	0.81
M2410	10	0.230	5.84	0.032	0.81
M2412	15	0.251	6.38	0.032	0.81
M2414	25	0.300	7.62	0.032	0.81
M2416	37	0.335	8.51	0.032	0.81
M2420	50	0.376	9.55	0.032	0.81

Mutual capacitance: 25 pF/ft (82 pF/m)  
Ground capacitance: 45 pF/ft (147.6 pF/m)

### 70% Braid Coverage

#### 24 AWG (0.22 mm<sup>2</sup>)

Stranding: 7/32 (7 x 0.20 mm)  
Insulation thickness: 0.010 (0.25 mm)  
Color Code E

Part No.	Conductors	Nominal Diameter		Jacket Thickness	
		Inch	mm	Inch	mm
M5302	2	0.181	4.60	0.032	0.81
M5303	3	0.188	4.78	0.032	0.81
M5304	4	0.199	5.05	0.032	0.81
M5306	6	0.226	5.74	0.032	0.81
M5307	8	0.239	6.07	0.032	0.81
M5308	10	0.269	6.83	0.032	0.81
M5310	15	0.295	7.49	0.032	0.81
M5312	20	0.323	8.20	0.032	0.81
M5314	25	0.357	9.07	0.032	0.81
M5316	30	0.375	9.53	0.032	0.81
M5318	40	0.415	10.54	0.032	0.81
M5320	50	0.452	11.48	0.032	0.81

Mutual capacitance: 32 pF/ft (105 pF/m)  
Ground capacitance: 58 pF/ft (190.3 pF/m)

Part No. M5302:  
Mutual capacitance: 35 pF/ft (114.8 pF/m)  
Ground capacitance: 63 pF/ft (206.7 pF/m)



# Manhattan™ Computer Cable

300 V Foil/Braid Shield, Multiconductor, SR-PVC, PVC



**UL AWM 2464**  
**UL CMG**  
**CSA CMG FT4**

### Applications

- RS-232
- Modems
- Multiplexers
- Serial data interfaces

### Operating Temperature

- -20°C to +80°C (AWM)
- -20°C to +75°C (CMG)

### Conductor Color Coding

- See tables

### Materials

- Stranded tinned copper conductors
- Semirigid PVC insulation
- Foil + braid shield  
 Aluminum/polyester foil shield,  
 25% overlap min.  
 Foil facing outward  
 Stranded tinned copper drain  
 wire equal in size to conductor  
 Tinned copper braid, 65% or  
 70% coverage
- Slate PVC jacket

### Availability

100 ft (30.5 m)  
 500 ft (152 m)  
 1000 ft (305 m)  
 Bulk, cut to length  
 (Minimums may apply)

### 65% Braid Coverage

#### 24 AWG (0.22 mm<sup>2</sup>)

Stranding: 7/32 (7 x 0.20 mm)  
 Insulation thickness: 0.010 (0.25 mm)

Part No.	Conductors	Nominal Diameter		Jacket Thickness		Color Code
		Inch	mm	Inch	mm	
M2438	3	0.185	4.70	0.032	0.81	O
M2439	4	0.196	4.98	0.032	0.81	O
M2440	5	0.209	5.31	0.032	0.81	O
M2441	6	0.223	5.66	0.032	0.81	O
M2442	7	0.223	5.66	0.032	0.81	O
M2443	8	0.236	5.99	0.032	0.81	O
M2444	9	0.250	6.35	0.032	0.81	O
M2445	10	0.266	6.76	0.032	0.81	O
M2447	15	0.292	7.42	0.032	0.81	F
M2449	25	0.354	8.99	0.032	0.81	F
M2452	37	0.398	10.11	0.032	0.81	F
M2455	50	0.449	11.40	0.032	0.81	F

Mutual capacitance: 32 pF/ft (105 pF/m)  
 Ground capacitance: 58 pF/ft (190 pF/m)

### 70% Braid Coverage

#### 22 AWG (0.35 mm<sup>2</sup>)

Stranding: 7/30 (7 x 0.25 mm)  
 Insulation thickness: 0.010 (0.25 mm)  
 Color Code E

Part No.	Conductors	Nominal Diameter		Jacket Thickness	
		Inch	mm	Inch	mm
M5333	2	0.193	4.90	0.032	0.81
M5334	3	0.201	5.11	0.032	0.81
M5335	4	0.214	5.44	0.032	0.81
M5336	6	0.244	6.20	0.032	0.81
M5338	8	0.259	6.58	0.032	0.81
M5340	10	0.293	7.44	0.032	0.81
M5342	15	0.323	8.20	0.032	0.81
M5344	20	0.355	9.02	0.032	0.81
M5346	25	0.393	9.98	0.032	0.81
M5348	30	0.414	10.52	0.032	0.81
M5350	40	0.458	11.63	0.032	0.81
M5352	50	0.501	12.73	0.032	0.81

Mutual capacitance: 36 pF/ft (118.1 pF/m)  
 Ground capacitance: 65 pF/ft (213.3 pF/m)

Part No. M5333:  
 Mutual capacitance: 39 pF/ft (128 pF/m)  
 Ground capacitance: 70 pF/ft (229.7 pF/m)



# Manhattan™ Computer Cable

300 V Foil/Braid Shield, Multiconductor, SR-PVC, PVC



**UL AWM 2464**  
**UL CMG**  
**CSA CMG FT4**

### Applications

- RS-232
- Modems
- Multiplexers
- Serial data interfaces

### Operating Temperature

- -20°C to +80°C (AWM)
- -20°C to +75°C (CMG)

### Conductor Color Coding

- See table

### Materials

- Stranded tinned copper conductors
- Semirigid PVC insulation
- Foil + braid shield  
 Aluminum/polyester foil shield,  
 25% overlap min.  
 Foil facing outward  
 Stranded tinned copper drain  
 wire equal in size to conductor  
 Tinned copper braid, 65% or  
 70% coverage
- Slate PVC jacket

### Availability

100 ft (30.5 m)  
 500 ft (152 m)  
 1000 ft (305 m)  
 Bulk, cut to length  
 (Minimums may apply)

### 65% Braid Coverage

**22 AWG (0.35 mm<sup>2</sup>)**

Stranding: 7/30 (7 x 0.25 mm)  
 Insulation thickness: 0.010 (0.25 mm)

Part No.	Conductors	Nominal Diameter		Jacket Thickness		Color Code
		Inch	mm	Inch	mm	
M2473	3	0.198	5.03	0.032	0.81	O
M2474	4	0.211	5.36	0.032	0.81	O
M2475	5	0.226	5.74	0.032	0.81	O
M2476	6	0.241	6.12	0.032	0.81	O
M2477	7	0.241	6.12	0.032	0.81	O
M2478	8	0.256	6.50	0.032	0.81	O
M2479	9	0.272	6.91	0.032	0.81	O
M2480	10	0.290	7.37	0.032	0.81	O
M2481	15	0.320	8.13	0.032	0.81	F
M2482	25	0.390	9.91	0.032	0.81	F
M2483	37	0.440	11.18	0.032	0.81	F
M2485	50	0.504	12.80	0.035	0.86	F

Mutual capacitance: 36 pF/ft (118.1 pF/m)  
 Ground capacitance: 65 pF/ft (213.3 pF/m)



# Manhattan™ Computer Cable

300 V Foil/Braid Shield, Multiconductor, SR-PVC, PVC



**UL AWM 2343**  
**UL CMG**  
**CSA CMG FT4**

### Applications

- Computer and control applications

### Operating Temperature

- -20°C to +80°C (AWM)
- -20°C to +75°C (CMG)

### Conductor Color Coding

- Chart E (page 532)

### Materials

- Stranded tinned copper conductors
- Semirigid PVC insulation
- Foil + braid shield  
 Aluminum/polyester foil shield, 25% overlap min.  
 Foil facing outward  
 Stranded tinned copper drain wire equal in size to conductor  
 Tinned copper braid, 70% coverage
- Slate PVC jacket

### Availability

100 ft (30.5 m)  
 500 ft (152 m)  
 1000 ft (305 m)  
 Bulk, cut to length  
 (Minimums may apply)

## 24 AWG (0.22 mm<sup>2</sup>)

Stranding: 7/32 (7 x 0.20 mm)  
 Insulation thickness: 0.010 (0.25 mm)

Part No.	Conductors	Nominal Diameter		Jacket Thickness	
		Inch	mm	Inch	mm
M5500	5	0.274	6.96	0.063	1.60
M5501	7	0.288	7.32	0.063	1.60
M5502	12	0.338	8.59	0.063	1.60
M5503	15	0.357	9.07	0.063	1.60
M5504	19	0.375	9.53	0.063	1.60
M5505	27	0.426	10.82	0.063	1.60
M5506	37	0.463	11.76	0.063	1.60
M5507	48	0.514	13.06	0.063	1.60
M5508	60	0.551	14.00	0.063	1.60

Mutual capacitance: 32 pF/ft (105 pF/m)  
 Ground capacitance: 58 pF/ft (190 pF/m)

## 22 AWG (0.35 mm<sup>2</sup>)

Stranding: 7/30 (7 x 0.25 mm)  
 Insulation thickness: 0.010 (0.25 mm)

Part No.	Conductors	Nominal Diameter		Jacket Thickness	
		Inch	mm	Inch	mm
M5509	5	0.291	7.39	0.063	1.60
M5510	7	0.306	7.77	0.063	1.60
M5511	12	0.363	9.22	0.063	1.60
M5512	15	0.385	9.78	0.063	1.60
M5513	19	0.405	10.29	0.063	1.60
M5514	27	0.463	11.76	0.063	1.60
M5515	37	0.505	12.83	0.063	1.60
M5516	48	0.563	14.30	0.063	1.60
M5517	60	0.605	15.37	0.063	1.60

Mutual capacitance: 36 pF/ft (118.1 pF/m)  
 Ground capacitance: 65 pF/ft (213.3 pF/m)

## 20 AWG (0.56 mm<sup>2</sup>)

Stranding: 7/28 (7 x 0.32 mm)  
 Insulation thickness: 0.010 (0.25 mm)

Part No.	Conductors	Nominal Diameter		Jacket Thickness	
		Inch	mm	Inch	mm
M5518	5	0.312	7.92	0.063	1.60
M5519	7	0.330	8.38	0.063	1.60
M5520	12	0.396	10.06	0.063	1.60
M5521	15	0.421	10.69	0.063	1.60
M5522	19	0.445	11.30	0.063	1.60
M5523	27	0.512	13.00	0.063	1.60
M5524	37	0.561	14.25	0.063	1.60
M5525	48	0.628	15.95	0.063	1.60
M5526	60	0.683	17.35	0.063	1.60

Mutual capacitance: 40 pF/ft (131.2 pF/m)  
 Ground capacitance: 72 pF/ft (236.2 pF/m)



# Manhattan™ Computer Cable

300 V Foil/Braid Shield, Low Capacitance, Multiconductor, FPE, PVC



**UL AWM 2919 (30 V)**  
**UL CM VW-1**  
**CSA CM FT4**

### Applications

- RS-232, RS-422
- Modems
- Multiplexers
- Serial data interfaces

### Operating Temperature

- -20°C to +80°C (AWM)
- -20°C to +75°C (CM)

### Conductor Color Coding

- See table

### Materials

- Stranded tinned copper conductors
- Foam polyethylene insulation
- Foil + braid shield  
 Aluminum/polyester foil shield,  
 25% overlap min.  
 Foil facing outward  
 Stranded tinned copper drain  
 wire equal in size to conductor  
 Tinned copper braid,  
 65% coverage
- Slate PVC jacket

### Availability

100 ft (30.5 m)  
 500 ft (152 m)  
 1000 ft (305 m)  
 Bulk, cut to length  
 (Minimums may apply)

## 24 AWG (0.22 mm<sup>2</sup>)

Stranding: 7/32 (7 x 0.20 mm)  
 Insulation thickness: 0.016 (0.41 mm)

Part No.	Conductors	Nominal Diameter		Jacket Thickness		Color Code
		Inch	mm	Inch	mm	
M2456	3	0.217	5.51	0.035	0.89	O
M2457	4	0.231	5.87	0.035	0.89	O
M2458	5	0.248	6.30	0.035	0.89	O
M2459	6	0.265	6.73	0.035	0.89	O
M2460	7	0.265	6.73	0.035	0.89	O
M2461	8	0.282	7.16	0.035	0.89	O
M2462	9	0.300	7.62	0.035	0.89	O
M2463	10	0.320	8.13	0.035	0.89	O
M2465	15	0.353	8.97	0.035	0.89	F
M2467	25	0.432	10.97	0.035	0.89	F
M2470	37	0.488	12.40	0.035	0.89	F

Mutual capacitance: 11.9 pF/ft (39 pF/m)  
 Ground capacitance: 21.4 pF/ft (70.2 pF/m)





# Manhattan™ Computer Cable

300 V Foil/Braid Shield, Multiconductor, PVC, PVC



**UL AWM 2464**  
**UL CMG**  
**CSA CMG FT4**

### Applications

- Computer and control

### Operating Temperature

- -20°C to +80°C (AWM)
- -20°C to +75°C (CMG)

### Conductor Color Coding

- Chart D (page 531)

### Materials

- Stranded tinned copper conductors
- PVC insulation
- Foil + braid shield  
 Aluminum/polyester foil shield,  
 25% overlap min.  
 Foil facing outward  
 Stranded tinned copper drain  
 wire equal in size to conductor  
 Tinned copper braid,  
 70% coverage
- Slate PVC jacket

### Availability

100 ft (30.5 m)  
 500 ft (152 m)  
 1000 ft (305 m)  
 Bulk, cut to length  
 (Minimums may apply)



## 20 AWG (0.56 mm<sup>2</sup>)

Stranding: 7/28 (7 x 0.32 mm)  
 Insulation thickness: 0.016 (0.41 mm)

Part No.	Conductors	Nominal Diameter		Jacket Thickness	
		Inch	mm	Inch	mm
M5360	2	0.233	5.92	0.032	0.81
M5361	3	0.241	6.12	0.032	0.81
M5362	4	0.262	6.65	0.032	0.81
M5364	6	0.304	7.72	0.032	0.81
M5365	8	0.326	8.28	0.032	0.81
M5366	10	0.373	9.47	0.032	0.81
M5368	15	0.415	10.54	0.032	0.81
M5370	20	0.459	11.66	0.032	0.81
M5372	25	0.513	13.03	0.032	0.81
M5375	40	0.653	16.59	0.053	1.35
M5377	50	0.713	18.11	0.053	1.35

## 18 AWG (0.81 mm<sup>2</sup>)

Stranding: 16/30 (16 x 0.25 mm)  
 Insulation thickness: 0.016 (0.41 mm)

Part No.	Conductors	Nominal Diameter		Jacket Thickness	
		Inch	mm	Inch	mm
M5390	2	0.251	6.38	0.032	0.81
M5391	3	0.263	6.68	0.032	0.81
M5392*	2	0.251	6.38	0.032	0.81
M5393*	3	0.263	6.68	0.032	0.81
M5394	4	0.284	7.21	0.032	0.81
M5396	6	0.328	8.33	0.032	0.81
M5397	8	0.356	9.04	0.032	0.81
M5398	10	0.409	10.39	0.032	0.81
M5400	15	0.456	11.58	0.032	0.81
M5402	20	0.507	12.88	0.032	0.81
M5404	25	0.609	15.47	0.053	1.35
M5406	30	0.648	16.46	0.053	1.35

\*Conductor color coding: 1 Brown, 2 Blue, 3 Green/Yellow.

## 16 AWG (1.32 mm<sup>2</sup>)

Stranding: 19/0.0117 (19 x 0.30 mm)  
 Insulation thickness: 0.016 (0.41 mm)

Part No.	Conductors	Nominal Diameter		Jacket Thickness	
		Inch	mm	Inch	mm
M5420	2	0.275	6.99	0.032	0.81
M5421	3	0.289	7.34	0.032	0.81
M5422*	2	0.275	6.99	0.032	0.81
M5423*	3	0.289	7.34	0.032	0.81
M5424	4	0.313	7.95	0.032	0.81
M5426	6	0.367	9.32	0.032	0.81
M5428	8	0.396	10.06	0.032	0.81
M5430	10	0.457	11.61	0.032	0.81
M5432	15	0.511	12.98	0.032	0.81
M5434	20	0.611	15.52	0.053	1.35
M5436	25	0.687	17.45	0.053	1.35

\*Conductor color coding: 1 Brown, 2 Blue, 3 Green/Yellow.

# Manhattan™ Computer Cable

300 V Foil Shield, Multipair, PVC, PVC



**UL AWM 2464**  
**UL CMG**  
**CSA CMG FT4**

### Applications

- Modems
- Multiplexers
- General data interfaces

### Operating Temperature

- -20°C to +80°C (AWM)
- -20°C to +75°C (CMG)

### Conductor Color Coding

- Chart A (page 528)

### Materials

- Solid or stranded tinned copper conductors
- PVC insulation
- Aluminum/polyester foil shield, 25% overlap min.  
Foil facing inward
- Stranded tinned copper drain wire equal in size to conductor
- Slate PVC jacket

### Availability

100 ft (30.5 m)  
 500 ft (152 m)  
 1000 ft (305 m)  
 Bulk, cut to length  
 (Minimums may apply)

## 22 AWG (0.35 mm<sup>2</sup>)

Stranding: Solid  
 Insulation thickness: 0.010 (0.25 mm)

Part No.	Pairs	Nominal Diameter		Jacket Thickness	
		Inch	mm	Inch	mm
<b>M3191</b>	51	0.710	18.03	0.050	1.27
<b>M3192</b>	102	1.120	28.45	0.085	2.16

## 20 AWG (0.56 mm<sup>2</sup>)

Stranding: 7/28 (7 x 0.32 mm)  
 Insulation thickness: 0.016 (0.41 mm)

Part No.	Pairs	Nominal Diameter		Jacket Thickness	
		Inch	mm	Inch	mm
<b>M4785</b>	2	0.301	7.65	0.032	0.81
<b>M4786</b>	3	0.319	8.10	0.032	0.81
<b>M4789</b>	12	0.548	13.92	0.032	0.81
<b>M4791</b>	19	0.688	17.48	0.053	1.35

## 18 AWG (0.81 mm<sup>2</sup>)

Stranding: 16/30 (16 x 0.25 mm)  
 Insulation thickness: 0.016 (0.41 mm)

Part No.	Pairs	Nominal Diameter		Jacket Thickness	
		Inch	mm	Inch	mm
<b>M4799</b>	2	0.330	8.38	0.032	0.81
<b>M4793</b>	3	0.350	8.89	0.032	0.81
<b>M4794</b>	6	0.462	11.73	0.032	0.81



# Manhattan™ Computer Cable

300 V Foil Shield, Multipair, SR-PVC or PP, PVC



**UL AWM 2464**  
**UL CMG**  
**CSA CMG FT4**

### Applications

- RS-232
- Modems
- Multiplexers
- Serial data interfaces

### Operating Temperature

- -20°C to +80°C (AWM)
- -20°C to +75°C (CMG)

### Conductor Color Coding

- See tables

### Materials

- Solid or stranded tinned copper conductors
- Semirigid PVC or polypropylene insulation
- Aluminum/polyester foil shield, 25% overlap min.  
Foil facing inward  
Stranded tinned copper drain wire equal in size to conductor
- Slate PVC jacket

### Availability

100 ft (30.5 m)  
500 ft (152 m)  
1000 ft (305 m)  
Bulk, cut to length  
(Minimums may apply)

### SR-PVC Insulation

#### 24 AWG (0.22 mm<sup>2</sup>)

Stranding: 7/32 (7 x 0.20 mm)  
Insulation thickness: 0.010 (0.25 mm)  
Color Code K

Part No.	Pairs	Nominal Diameter		Jacket Thickness	
		Inch	mm	Inch	mm
M13190	1	0.159	4.04	0.032	0.81
M13191	2	0.215	5.46	0.032	0.81
M13192	3	0.227	5.77	0.032	0.81
M13193	4	0.246	6.25	0.032	0.81
M13194	5	0.267	6.78	0.032	0.81
M13195	6	0.289	7.34	0.032	0.81
M13196	7	0.289	7.34	0.032	0.81
M13197	8	0.311	7.90	0.032	0.81
M13198	9	0.334	8.48	0.032	0.81
M13199	10	0.360	9.14	0.032	0.81
M4758*	11	0.360	9.14	0.032	0.81
M13200	15	0.402	10.21	0.032	0.81
M3189	19	0.432	10.97	0.032	0.81
M13201	25	0.510	12.95	0.035	0.89
M4761*	27	0.515	13.08	0.032	0.89
M13202**	50	0.666	16.92	0.035	0.89

\*Color code Chart B (page 528)

\*\*Color code Chart A1 (page 528)

### SR-PVC Insulation

#### 22 AWG (0.35 mm<sup>2</sup>)

Stranding: 7/30 (7 x 0.25 mm)  
Insulation thickness: 0.010 (0.25 mm)  
Color Code B

Part No.	Pairs	Nominal Diameter		Jacket Thickness	
		Inch	mm	Inch	mm
M4770	2	0.235	5.97	0.032	0.81
M4771	3	0.248	6.30	0.032	0.81
M4772	4	0.269	6.83	0.032	0.81
M4773	5	0.293	7.44	0.032	0.81
M4774	6	0.318	8.08	0.032	0.81
M4775	9	0.369	9.37	0.032	0.81
M4776	11	0.399	10.13	0.032	0.81
M4777	15	0.448	11.38	0.032	0.81
M4778	19	0.481	12.22	0.032	0.81
M4779	27	0.618	15.70	0.053	1.35

### Polypropylene Insulation

#### 22 AWG (0.35 mm<sup>2</sup>)

Stranding: Solid  
Insulation thickness: 0.008 (0.20 mm)  
Color Code K

Part No.	Pairs	Nominal Diameter		Jacket Thickness	
		Inch	mm	Inch	mm
M3190	38	0.610	15.49	0.045	1.14



# Manhattan™ Computer Cable

300 V Foil/Braid Shield, Multipair, SR-PVC, PVC



**UL AWM 1061**  
**UL AWM 2343**  
**UL CMG**  
**CSA CMG FT4**

### Applications

- Control, signal, and data transmission computers
- Industrial and electronic equipment

### Operating Temperature

- -20°C to +80°C (AWM)
- -20°C to +75°C (CMG)

### Conductor Color Coding

- Chart B (page 528)

### Materials

- Stranded tinned copper conductors
- Semirigid PVC insulation
- Aluminum/polyester foil shield, 25% overlap min.  
Foil facing outward
- Stranded tinned copper drain wire equal in size to conductor
- Tinned copper braid, 70% coverage
- Slate PVC jacket

### Availability

100 ft (30.5 m)  
 500 ft (152 m)  
 1000 ft (305 m)  
 Bulk, cut to length  
 (Minimums may apply)

## 24 AWG (0.22 mm<sup>2</sup>)

Stranding: 7/32 (7 x 0.20 mm)  
 Insulation thickness: 0.010 (0.25 mm)

Part No.	Pairs	Nominal Diameter		Jacket Thickness	
		Inch	mm	Inch	mm
<b>M5650</b>	5	0.351	8.92	0.063	1.60
<b>M5651</b>	7	0.373	9.47	0.063	1.60
<b>M5652</b>	12	0.455	11.56	0.063	1.60
<b>M5653</b>	15	0.486	12.34	0.063	1.60
<b>M5654</b>	19	0.516	13.11	0.063	1.60
<b>M5655</b>	27	0.599	15.21	0.063	1.60
<b>M5656</b>	37	0.666	16.92	0.063	1.60

Mutual capacitance: 23.1 pF/ft (75.8 pF/m)  
 Ground capacitance: 42 pF/ft (137.8 pF/m)

Part No. M5650  
 Mutual capacitance: 25 pF/ft (82 pF/m)  
 Ground capacitance: 45 pF/ft (147.6 pF/m)

## 22 AWG (0.35 mm<sup>2</sup>)

Stranding: 7/30 (7 x 0.25 mm)  
 Insulation thickness: 0.010 (0.25 mm)

Part No.	Pairs	Nominal Diameter		Jacket Thickness	
		Inch	mm	Inch	mm
<b>M5660</b>	5	0.377	9.58	0.063	1.60
<b>M5661</b>	7	0.402	10.21	0.063	1.60
<b>M5662</b>	12	0.496	12.60	0.063	1.60
<b>M5665</b>	27	0.666	16.92	0.063	1.60
<b>M5666</b>	37	0.735	18.67	0.063	1.60

Ground capacitance: 49 pF/ft (160.8 pF/m)

## 20 AWG (0.56 mm<sup>2</sup>)

Stranding: 7/28 (7 x 0.32 mm)  
 Insulation thickness: 0.010 (0.25 mm)

Part No.	Pairs	Nominal Diameter		Jacket Thickness	
		Inch	mm	Inch	Mm
<b>M5670</b>	5	0.413	10.49	0.063	1.60
<b>M5671</b>	7	0.442	11.23	0.063	1.60
<b>M5673</b>	15	0.592	15.04	0.063	1.60
<b>M5674</b>	19	0.631	16.03	0.063	1.60
<b>M5675</b>	27	0.746	18.95	0.063	1.60

Mutual capacitance: 27 pF/ft (88.6 pF/m)  
 Ground capacitance: 49 pF/ft (160.8 pF/m)

Part No. M5670  
 Mutual capacitance: 29 pF/ft (95.1 pF/m)  
 Ground capacitance: 52 pF/ft (170.6 pF/m)



# Manhattan™ Computer Cable

300 V Foil Shield, Low Capacitance, 100 ohm, Multipair, FPP, PVC



**UL AWM 2493**  
**UL CM**  
**CSA CM FT4**

### Applications

- RS-232
- RS-422

### Operating Temperature

- -20°C to +75°C (CM)
- -20°C to +60°C (AWM)

### Conductor Color Coding

- Chart K (page 529)

### Materials

- Stranded tinned copper conductors
- Foam polypropylene insulation
- Aluminum/polyester foil shield, 25% overlap min.  
Foil facing inward
- Stranded tinned copper drain wire equal in size to conductor
- Slate PVC jacket

### Availability

100 ft (30.5 m)  
 500 ft (152 m)  
 1000 ft (305 m)  
 Bulk, cut to length  
 (Minimums may apply)

24 AWG (0.22 mm <sup>2</sup> )					
Stranding: 7/32 (7 x 0.20 mm)					
Insulation thickness: 0.0185 (0.47 mm)					
Part No.	Pairs	Nominal Diameter		Jacket Thickness	
		Inch	mm	Inch	mm
<b>M39249</b>	2	0.323	8.20	0.048	1.22
<b>M39250</b>	3	0.340	8.64	0.048	1.22
<b>M39251</b>	4	0.369	9.37	0.048	1.22
<b>M39252</b>	6	0.436	11.07	0.048	1.22
<b>M39254</b>	9	0.506	12.85	0.048	1.22
<b>M39256</b>	11	0.580	14.73	0.065	1.65
<b>M39257</b>	12	0.597	15.16	0.065	1.65
<b>M39259</b>	15	0.646	16.41	0.065	1.65
<b>M39260</b>	17	0.682	17.32	0.065	1.65
<b>M39262</b>	19	0.693	17.60	0.065	1.65
<b>M39268</b>	27	0.821	20.85	0.065	1.65

Mutual capacitance: 12.5 pF/ft (41 pF/m)  
 Ground capacitance: 23 pF/ft (75.5 pF/m)

Part No. 39256  
 Mutual capacitance: 11.9 pF/ft (39 pF/m)  
 Ground capacitance: 21.4 pF/ft (70.2 pF/m)



# Manhattan™ Computer Cable

## 300 V Foil/Braid Shield, Multipair, FPP, PVC



**UL AWM 2919 (30 V)**  
**UL CM**  
**CSA CM**

### Applications

- RS-422
- Modems
- Multiplexers

### Operating Temperature

- -20°C to +80°C (AWM)
- -20°C to +75°C (CM)

### Conductor Color Coding

- Chart M (page 530)

### Materials

- Stranded tinned copper conductors
- Foam polypropylene insulation
- Foil + braid shield  
 Aluminum/polyester foil shield,  
 25% overlap min.  
 Foil facing outward
- Stranded tinned copper drain  
 wire equal in size to conductor
- Tinned copper braid,  
 65% coverage
- Slate PVC jacket

### Availability

100 ft (30.5 m)  
 500 ft (152 m)  
 1000 ft (305 m)  
 Bulk, cut to length  
 (Minimums may apply)

### 28 AWG (0.09 mm<sup>2</sup>)

Stranding: 7/36 (7 x 0.13 mm)  
 Insulation thickness: 0.0145 (0.37 mm)

Part No.	Pairs	Nominal Diameter		Jacket Thickness	
		Inch	mm	Inch	mm
<b>M2487</b>	2	0.240	6.10	0.035	0.89
<b>M2488</b>	3	0.252	6.40	0.035	0.89
<b>M2489</b>	4	0.271	6.88	0.035	0.89
<b>M2490</b>	5	0.292	7.42	0.035	0.89
<b>M2492</b>	7	0.314	7.98	0.035	0.89
<b>M2493</b>	8	0.336	8.53	0.035	0.89
<b>M2494</b>	10	0.385	9.78	0.035	0.89
<b>M2495*</b>	12.5	0.395	10.03	0.035	0.89
<b>M2496</b>	15	0.427	10.85	0.035	0.89
<b>M2497</b>	18	0.457	11.61	0.035	0.89
<b>M2498</b>	25	0.555	14.10	0.048	1.22

Mutual capacitance: 11 pF/ft (36.1 pF/m)  
 Ground capacitance: 20 pF/ft (65.6 pF/m)

\*Discrete conductor is polyethylene insulated.

### 24 AWG (0.22 mm<sup>2</sup>)

Stranding: 7/32 (7 x 0.20 mm)  
 Insulation thickness: 0.0125 (0.32 mm)

Part No.	Pairs	Nominal Diameter		Jacket Thickness	
		Inch	mm	Inch	mm
<b>M3420</b>	2	0.257	6.53	0.035	0.89
<b>M3421</b>	3	0.269	6.83	0.035	0.89
<b>M3422</b>	4	0.290	7.37	0.035	0.89
<b>M3423</b>	5	0.314	7.98	0.035	0.89
<b>M3424</b>	6	0.338	8.59	0.035	0.89
<b>M3425</b>	7	0.338	8.59	0.035	0.89
<b>M3426</b>	8	0.363	9.22	0.035	0.89
<b>M3427</b>	10	0.417	10.59	0.035	0.89
<b>M3428*</b>	12.5	0.429	10.90	0.035	0.89
<b>M3429</b>	15	0.475	12.07	0.040	1.02
<b>M3430</b>	18	0.524	13.31	0.048	1.22
<b>M3431</b>	25	0.608	15.44	0.050	1.27

Mutual capacitance: 12.5 pF/ft (41 pF/m)  
 Ground capacitance: 22 pF/ft (72.2 pF/m)

\*Discrete conductor is polyethylene insulated.



# Manhattan™ Computer Cable

300 V Foil/Braid Shield, Low Capacitance, Multipair, FPP, PVC



**UL AWM 2343**  
**UL CM**  
**CSA CM**

### Applications

- RS-422
- Modems
- Multiplexers

### Operating Temperature

- -20°C to +75°C (AWM)
- -20°C to +75°C (CM)

### Conductor Color Coding

- Chart K (page 529)

### Materials

- Stranded tinned copper conductors
- Foam polypropylene insulation
- Foil + braid shield  
 Aluminum/polyester foil shield,  
 25% overlap min.  
 Foil facing outward  
 Stranded tinned copper drain  
 wire equal in size to conductor  
 Tinned copper braid,  
 65% coverage
- Slate PVC jacket

### Availability

100 ft (30.5 m)  
 500 ft (152 m)  
 1000 ft (305 m)  
 Bulk, cut to length  
 (Minimums may apply)

## 24 AWG (0.22 mm<sup>2</sup>)

Stranding: 7/32 (7 x 0.20 mm)  
 Insulation thickness: 0.0185 (0.47 mm)

Part No.	Pairs	Nominal Diameter		Jacket Thickness	
		Inch	mm	Inch	mm
<b>M3475</b>	2	0.346	8.79	0.048	1.22
<b>M3476</b>	3	0.363	9.22	0.048	1.22
<b>M3477</b>	4	0.392	9.96	0.048	1.22
<b>M3478</b>	5	0.425	10.80	0.048	1.22
<b>M3479</b>	6	0.459	11.66	0.048	1.22
<b>M3480</b>	7	0.459	11.66	0.048	1.22
<b>M3481</b>	8	0.494	12.55	0.048	1.22
<b>M3482</b>	10	0.603	15.32	0.065	1.65
<b>M3483</b>	15	0.669	16.99	0.065	1.65
<b>M3484</b>	18	0.716	18.19	0.065	1.65
<b>M3485</b>	25	0.832	21.13	0.065	1.65

Mutual capacitance: 12.5 pF/ft (41 pF/m)  
 Ground capacitance: 23 pF/ft (23 pF/m)

Part No. M3484 and 3485:  
 Mutual capacitance: 11.9 pF/ft (39 pF/m)  
 Ground capacitance: 21.4 pF/ft (21.4 pF/m)



# Manhattan™ Computer Cable

300 V Foil/Braid Shield, Low Capacitance, 100 Ohm, Multipair, PE, PVC



**UL AWM 2960 (30 V)**  
**UL 2919 (30 V)**  
**UL CM**  
**CSA CM**

### Applications

- RS-422
- Modems
- Multiplexers

### Operating Temperature

- -20°C to +80°C (AWM 2919)
- -20°C to +75°C (CM)
- -20°C to +60°C (AWM 2960)

### Conductor Color Coding

- See tables

### Materials

- Stranded tinned copper conductors
- Polyethylene insulation
- Foil + braid shield  
 Aluminum/polyester foil shield, 25% overlap min.  
 Foil facing outward
- Stranded tinned copper drain wire equal in size to conductor
- Tinned copper braid, 90% coverage (65% where noted)
- Slate PVC jacket

### Availability

100 ft (30.5 m)  
 500 ft (152 m)  
 1000 ft (305 m)  
 Bulk, cut to length  
 (Minimums may apply)

### UL AWM 2960, CM

#### 28 AWG (0.08 mm<sup>2</sup>)

Stranding: 7/36 (7 x 0.12 mm)  
 Insulation thickness: 0.010 (0.25 mm)  
 Color Code K

Part No.	Pairs	Nominal Diameter		Jacket Thickness	
		Inch	mm	Inch	mm
M3970	2	0.205	5.21	0.032	0.81
M3971	3	0.214	5.44	0.032	0.81
M3972	4	0.229	5.82	0.032	0.81
M3973	5	0.246	6.25	0.032	0.81
M3974	7	0.263	6.68	0.032	0.81
M3975	9	0.299	7.59	0.032	0.81
M3977	12	0.329	8.36	0.032	0.81
M3931	13	0.335	8.51	0.032	0.81
M3978	18	0.377	9.58	0.032	0.81
M3979	25	0.440	11.18	0.032	0.81
M3932	31	0.470	11.94	0.032	0.81

Mutual capacitance: 15.5 pF/ft (50.9 pF/m)  
 Ground capacitance: 27.5 pF/ft (90.2 pF/m)

### UL AWM 2919, CM

#### 24 AWG (0.22 mm<sup>2</sup>)

Stranding: 7/32 (7 x 0.20 mm)  
 Insulation thickness: 0.016 (0.25 mm)  
 Color Code M

Part No.	Pairs	Nominal Diameter		Jacket Thickness	
		Inch	mm	Inch	mm
M3993 <sup>†</sup>	1	0.208	5.28	0.035	0.89
M3980*	2	0.274	6.96	0.032	0.81
M3990 <sup>†</sup>	2	0.280	7.11	0.035	0.89
M3981*	3	0.288	7.32	0.032	0.81
M3991 <sup>†</sup>	3	0.294	7.47	0.035	0.89
M3982*	4	0.312	7.92	0.032	0.81
M3992 <sup>†</sup>	4	0.318	8.08	0.035	0.89
M3983*	5	0.339	8.61	0.032	0.81
M3940*	6	0.367	9.32	0.032	0.81
M3984*	7	0.367	9.32	0.032	0.81
M3985*	9	0.424	10.77	0.032	0.81
M3986*	10	0.457	11.61	0.032	0.81
M3987*	12	0.482	12.24	0.037	0.94
M3988*	18	0.560	14.22	0.047	1.19
M3989*	25	0.671	17.04	0.047	1.19

Mutual capacitance: 15.5 pF/ft (50.9 pF/m)  
 Ground capacitance: 27.5 pF/ft (90.2 pF/m)

<sup>†</sup>120-ohm impedance  
 Mutual capacitance: 12.8 pF/ft (42 pF/m)  
 Ground capacitance: 23 pF/ft (75 pF/m)

\*65% braid coverage.





# Manhattan™ Computer Cable

300 V Foil/Braid Shield, Multipair, SR-PVC, PVC



**UL AWM 2464**  
**UL CMG**  
**CSA CMG FT4**

### Applications

- RS-422
- Modems
- Multiplexers

### Operating Temperature

- -20°C to +80°C (AWM)
- -20°C to +75°C (CMG)

### Conductor Color Coding

- See tables

### Materials

- Stranded tinned copper conductors
- Semirigid PVC insulation
- Foil + braid shield  
 Aluminum/polyester foil shield,  
 25% overlap min.  
 Foil facing outward  
 Stranded tinned copper drain  
 wire, 24 AWG (0.22 mm<sup>2</sup>),  
 7/32 (7 x 0.20 mm) stranding  
 Tinned copper braid,  
 65% coverage
- Slate PVC jacket

### Availability

100 ft (30.5 m)  
 500 ft (152 m)  
 1000 ft (305 m)  
 Bulk, cut to length  
 (Minimums may apply)

#### 24 AWG (0.22 mm<sup>2</sup>)

Stranding: 7/32 (7 x 0.20 mm)  
 Insulation thickness: 0.010 (0.25 mm)  
 Color Code M

Part No.	Pairs	Nominal Diameter		Jacket Thickness		Capacitance			
		Inch	mm	Inch	mm	Mutual		Ground	
						pF/ft	pF/m	pF/ft	pF/m
<b>M3446</b>	2	0.234	5.94	0.032	0.81	28	92	50	164
<b>M3447</b>	3	0.246	6.25	0.032	0.81	25	82	45	147.6
<b>M3448</b>	4	0.265	6.73	0.032	0.81	25	82	45	147.6
<b>M3449</b>	5	0.286	7.26	0.032	0.81	25	82	45	147.6
<b>M3450</b>	6	0.308	7.82	0.032	0.81	23.1	75.8	42	137.8
<b>M3451</b>	7	0.308	7.82	0.032	0.81	23.1	75.8	42	137.8
<b>M3452</b>	8	0.330	8.38	0.032	0.81	23.1	75.8	42	137.8
<b>M3453</b>	10	0.379	9.63	0.032	0.81	23.1	75.8	42	137.8
<b>M3454</b>	12	0.389	9.88	0.032	0.81	23.1	75.8	42	137.8
<b>M3455</b>	15	0.421	10.69	0.032	0.81	23.1	75.8	42	137.8

#### 22 AWG (0.35 mm<sup>2</sup>)

Stranding: 7/30 (7 x 0.25 mm)  
 Insulation thickness: 0.010 (0.25 mm)  
 Color Code A

Part No.	Pairs	Nominal Diameter		Jacket Thickness		Capacitance			
		Inch	mm	Inch	mm	Mutual		Ground	
						pF/ft	pF/m	pF/ft	pF/m
<b>M3433</b>	2	0.254	6.45	0.032	0.81	31	101.7	56	183.7
<b>M3434</b>	3	0.267	6.78	0.032	0.81	27	88.6	49	160.8
<b>M3435</b>	4	0.288	7.32	0.032	0.81	27	88.6	49	160.8
<b>M3436</b>	5	0.312	7.92	0.032	0.81	27	88.6	49	160.8
<b>M3437</b>	6	0.337	8.56	0.032	0.81	27	88.6	49	160.8
<b>M3438</b>	7	0.337	8.56	0.032	0.81	24.9	81.7	45	147.6
<b>M3439</b>	8	0.363	9.22	0.032	0.81	24.9	81.7	45	147.6
<b>M3440</b>	10	0.418	10.62	0.032	0.81	24.9	81.7	45	147.6
<b>M3441</b>	12	0.430	10.92	0.032	0.81	24.9	81.7	45	147.6
<b>M3442</b>	15	0.473	12.01	0.035	0.81	24.9	81.7	45	147.6
<b>M3443</b>	18	0.506	12.85	0.035	0.81	24.9	81.7	45	147.6
<b>M3444</b>	25	0.588	14.94	0.035	0.81	24.9	81.7	45	147.6



# Manhattan™ Coaxial Cable

## Coaxial and Twinax Cable

For a complete range of 50, 75, 93, and 100 ohm coaxial and twinaxial, we offer a wide range of insulations and jackets meeting the requirements of military specifications and regulatory agencies such as UL and CSA.



For broadcast-quality video transmission, our precision video cables use FEP dielectrics to achieve low capacitance, high velocities of propagation, and tight tolerances for maximum signal integrity.

## Availability

- A. 100 ft (30.5 m)
- B. 500 ft (152 m)
- C. 500 ft (152 m) boxed
- D. 1000 ft (305 m)
- E. 1000 ft (305 m) boxed
- F. 2000 ft (610 m)
- G. Bulk, cut to length  
(Minimums may apply)

### 50-Ohm Transmission and Computer Cables

#### RG-55B/U, RG-58/U, RG-58A/U, and RG-58C/U Coaxial Cables

Part No.	Center Conductor		Dielectric			Shield Material, Coverage	Jacket	
	AWG (mm <sup>2</sup> )	Stranding (mm)	Material	Material	Dia., In. (mm)		Material	Dia., In. (mm)
<b>9058</b>	20 (0.52)	Solid	BC	PE	0.116 (2.95)	TC Braid, 80%	Black Type I PVC	0.195 (4.95)
<b>9058A</b>	20 (0.48)	19/0.0071 (19 x 0.18)	TC	PE	0.116 (2.95)	TC Braid, 95%	Black Type I PVC	0.195 (4.95)
<b>9058AC</b>	20 (0.48)	19/0.0071 (19 x 0.18)	TC	PE	0.116 (2.95)	TC Braid, 95%	Black Type I PVC	0.195 (4.95)
<b>9058C</b>	20 (0.48)	19/0.0072 (19 x 0.18)	TC	PE	0.116 (2.95)	TC Braid, 95%	Black Type IIA PVC	0.195 (4.95)
<b>9058X</b>	20 (0.52)	Solid	BC	PE	0.116 (2.95)	TC Braid, 95%	Black Type I PVC	0.195 (4.95)
<b>9158S</b>	20 (0.52)	Solid	BC	FEP	0.107 (2.72)	TC Braid, 95%	Black FEP	0.159 (4.04)
<b>M4210</b>	20 (0.62)	19/32 (19 x 0.20)	TC	Foam PE	0.116 (2.95)	TC Braid, 93%	Black or White Type I PVC	0.193 (4.90)
<b>M4213</b>	20 (0.48)	19/0.0072 (19 x 0.18)	TC	PE	0.116 (2.95)	TC Braid, 94%	Black Type IIA PVC	0.195 (4.95)
<b>M4219</b>	20 (0.48)	19/0.0071 (19 x 0.18)	TC	PE	0.117 (2.97)	TC Braid, 91%	Black Type I PVC	0.203 (5.16)
<b>M44209</b>	20 (0.52)	Solid	BC	FEP	0.107 (2.72)	TC Braid, 95%	White Plenum PVC	0.159 (4.04)
<b>9848</b>	18 (0.82)	Solid	BC	Foam PE	0.116 (2.95)	TC Braid, 95%	Black Type I PVC	0.195 (4.95)



# Manhattan™ Coaxial Cable

50-Ohm Transmission and Computer Cables					
RG-55B/U, RG-58/U, RG-58A/U, and RG-58C/U Coaxial Cables					
Part No.	Nom. Impedance (Ω)	Vp (%)	Capacitance, pF/ft (pF/m)	Specifications	Availability
9058	53	66	28.5 (93.5)	UL AWM 1354 JAN-C-17A/RG-58/U	A, B, D
9058A	50	66	30.8 (101.1)	JAN-C-17A/RG-58A/U Type	A, B, C, D, E
9058AC	50	66	30.8 (101.1)	CL2 JAN-C-17A/RG-58A/U Type	A, B, D, E
9058C	50	66	30.8 (101.1)	MIL-DTL-17/28B RG 58C/U	A, B, D, E
9058X	53.5	66	28.5 (93.5)	UL AWM 1354 UL CL2 JAN-C-17A/RG-58/U	A, B, C, D, E
9158S	50	70	30 (98.4)	UL CL2P CSA CMP FT6 MIL-DTL-17/28 RG-58/U Type	B, D
M4210	52	76	26 (85.3)	UL AWM 1354 UL CM CSA CM JAN-C-17A/RG-58/U	A, B, D
M4213	50	66	30.8 (101.1)	MIL-DTL-17/28B RG-58C/U	A, B, D
M4219	50	66	30.8 (101.1)	UL CM CSA CM JAN-C-17A/RG-58A/U Type	A, B, D
M44209	53	69.5	26.4 (86.6)	UL CMP CSA CMP FT6 MIL-DTL-17/RG-58/U Type	A, B, D, G
9848	50	78	26 (85.3)	UL AWM 1354 MIL-DTL-17/28B RG-58/U Type	A, B, D, E



# Manhattan™ Coaxial Cable



## 50-Ohm Transmission and Computer Cables

### RG-55B/U Coaxial Cables

Part No.	Center Conductor		Dielectric			Shield Material, Coverage	Jacket	
	AWG (mm <sup>2</sup> )	Stranding (mm)	Material	Material	Dia., In. (mm)		Material	Dia., In. (mm)
<b>9055B</b>	20 (0.52)	Solid	SPC	PE	0.116 (2.95)	Dbl TC Braid, 95%	Black PE	0.201 (5.11)



## 50-Ohm Transmission and Computer Cables

### RG-8/U and RG-8A/U Type Coaxial Cables

Part No.	Center Conductor		Dielectric			Shield Material, Coverage	Jacket	
	AWG (mm <sup>2</sup> )	Stranding (mm)	Material	Material	Dia., In. (mm)		Material	Dia., In. (mm)
<b>9008</b>	13 (2.90)	7/21 (7 x 0.72)	BC	PE	0.285 (7.24)	BC Braid, 94%	Black Type I PVC	0.405 (10.29)
<b>M4201</b>	13 (2.90)	7/21 (7 x 0.72)	BC	PE	0.285 (7.24)	BC Braid, 95%	Black Type IIA PVC	0.405 (10.29)
<b>M4206</b>	11 (4.60)	7/19 (7 x 0.91)	BC	Foam PE	0.285 (7.24)	BC Braid, 96%	Black PVC	0.403 (10.24)



# Manhattan™ Coaxial Cable

50-Ohm Transmission and Computer Cables					
RG-55B/U Coaxial Cables					
Part No.	Nom. Impedance ( $\Omega$ )	Vp (%)	Capacitance, pF/ft (pF/m)	Specifications	Availability
9055B	53.5	66	28.8 (94.5)	MIL-DTL-17D/26A RG-55B/U	A, B, D

50-Ohm Transmission and Computer Cables					
RG-8/U and RG-8A/U Type Coaxial Cables					
Part No.	Nom. Impedance ( $\Omega$ )	Vp (%)	Capacitance, pF/ft (pF/m)	Specifications	Availability
9008	52	66	29.5 (96.8)	JAN-C-17A/RG-8/U	A, B, D
M4201	52	66	28.5 (93.5)	UL AWM 1354 UL CMX CSA CMX MIL-DTL-17D/3A RG-8A/U	A, B, D
M4206	50	78	26 (85.3)	UL AWM 1354 UL CM CSA CM MIL-DTL-17/RG-8/U Type	A, B, D



# Manhattan™ Coaxial Cable



## 50-Ohm Transmission and Computer Cables

### RG-142B/U, RG-174 Type, RG-178B/U, RG-188A/U, RG-196A/U, RG-213 Type, RG-214 Type, RG-217/U, RG-223/U, RG-316/U Coaxial Cables

Part No.	Center Conductor		Dielectric			Shield Material, Coverage	Jacket	
	AWG (mm <sup>2</sup> )	Stranding (mm)	Material	Material	Dia., In. (mm)		Material	Dia., In. (mm)
<b>9178B</b>	30 (0.05)	7/38 (7 x 0.10)	SCW	PTFE	0.034 (0.86)	SPC Braid, 94%	Natural Tan FEP	0.071 (1.80)
<b>9196A</b>	30 (0.05)	7/38 (7 x 0.10)	SCW	PTFE	0.034 (0.86)	SPC Braid, 94%	Natural PTFE Tape	0.075 (1.91)
<b>9174</b>	26 (0.14)	7/34 (7 x 0.16)	BCW	PE	0.060 (1.52)	TC Braid, 85%	Black or Red Type I PVC	0.102 (2.59)
<b>9188A</b>	25 (0.16)	7/0.0067 (7 x 0.17)	SCW	PTFE	0.060 (1.52)	SPC Braid, 94%	White PTFE Tape	0.105 (2.67)
<b>9316</b>	25 (0.16)	7/0.0067 (7 x 0.17)	SCW	PTFE	0.060 (1.52)	SPC Braid, 94%	Natural Tan FEP	0.098 (2.49)
<b>9223</b>	19 (0.62)	Solid	SPC	PE	0.116 (2.95)	Dbl SPC Braid, 95%	Black Type IIA PVC	0.212 (5.38)
<b>M4251</b>	19 (0.69)	Solid	SCW	PTFE	0.116 (2.95)	Dbl SPC Braid, 95%	Natural Tan FEP	0.195 (4.95)
<b>9213</b>	13 (3.11)	7/0.0296 (7 x 0.75)	BC	PE	0.285 (7.24)	BC Braid, 96%	Black Type IIA PVC	0.405 (10.29)
<b>9214</b>	13 (3.11)	7/0.0296 (7 x 0.75)	SPC	PE	0.285 (7.34)	Dbl SPC Braid, 95%	Black Type IIA PVC	0.425 (10.80)
<b>9217</b>	10 (5.70)	Solid	BC	PE	0.370 (9.40)	Dbl BC Braid, 95%	Black Type IIA PVC	0.545 (13.84)



# Manhattan™ Coaxial Cable

50-Ohm Transmission and Computer Cables					
RG-142B/U, RG-174 Type, RG-178B/U, RG-188A/U, RG-196A/U, RG-213 Type, RG-214 Type, RG-217/U, RG-223/U, RG-316/U Coaxial Cables					
Part No.	Nom. Impedance ( $\Omega$ )	Vp (%)	Capacitance, pF/ft (pF/m)	Specifications	Availability
9178B	50	70	29.3 (96.1)	MIL-DTL-17/RG-178B/U	A, B, D, G
9196A	50	70	29.3 (96.1)	MIL-DTL-17/RG-196A/U	A, B, D, G
9174	50	66	30.8 (101.1)	UL AWM 1354 MIL-DTL-17D/119F RG-174/U	A, B, D
9188A	50	70	29.3 (96.1)	MIL-DTL-17/69B RG-188A/U	A, B, D, G
9316	50	70	29.3 (96.1)	AWM 1971 CSA CMX FT4 MIL-DTL-17 M17/113 RG-316	A, B, D, G
9223	50	66	30.8 (101.1)	MIL-DTL-17D/84B RG-223/U	A, B, D
M4251	50	70	29 (95.1)	MIL-DTL-17/RG-142B/U	A, B, D, G
9213	50	66	30.8 (101.1)	MIL-DTL-17/74A RG-213 Type	A, B, D
9214	50	66	30.8 (101.1)	AWM 1354 MIL-DTL-17/75D RG-214/U	A, B, D, G
9217	50	66	30.8 (101.1)	MIL-DTL-17D/78A RG-217/U	A, B, D, G



# Manhattan™ Coaxial Cable



## 93-Ohm Coaxial Cables

### RG-62A/U, RG-22B/U Coaxial Cables

Part No.	Center Conductor		Dielectric			Shield Material, Coverage	Jacket	
	AWG (mm <sup>2</sup> )	Stranding (mm)	Material	Material	Dia., In. (mm)		Material	Dia., In. (mm)
<b>9062A</b>	22 (0.32)	Solid	BCW	Semisolid PE	0.146 (3.71)	BC Braid, 95%	Black Type IIA PVC	0.242 (6.15)
<b>9062AC</b>	22 (0.32)	Solid	BCW	Semisolid PE	0.146 (3.71)	BC Braid, 95%	Black Type IIA PVC*	0.242 (6.15)
<b>M4276</b>	22 (0.32)	Solid	BCW	Semisolid PE	0.146 (3.71)	BC Braid, 95%	Black Type IIA PVC	0.239 (6.07)
<b>M44276</b>	22 (0.32)	Solid	BCW	Semisolid FEP	0.142 (3.61)	BC Braid, 94%	White Plenum PVC	0.202 (5.13)
<b>M44276F</b>	22 (0.32)	Solid	BCW	Foam FEP	0.146 (3.71)	BC Braid, 94%	White Plenum PVC	0.204 (5.18)

\*Also available in white, green, blue, orange, yellow, and slate.



## 95-Ohm Coaxial Cables

### RG-180B/U Coaxial, RG-22B/U Twinax Cables

Part No.	Center Conductor		Dielectric			Shield Material, Coverage	Jacket	
	AWG (mm <sup>2</sup> )	Stranding (mm)	Material	Material	Dia., In. (mm)		Material	Dia., In. (mm)
<b>9180B</b>	30 (0.05)	7/38 (7 x 0.10)	SCW	PTFE	0.102 (2.59)	SPC Braid, 91%	Natural Tan FEP	0.141 (3.58)
<b>M4203</b>	18 (0.87)	7/0.0152 (7 x 0.39)	BC*	PE	0.090 (2.85)	Dbl TC Braid, 95%	Black Type IIA PVC	0.420 (10.67)

\*For identification, one conductor includes a single tinned copper strand.





# Manhattan™ Coaxial Cable

93-Ohm Coaxial Cables					
RG-62A/U, RG-22B/U Coaxial Cables					
Part No.	Nom. Impedance ( $\Omega$ )	Vp (%)	Capacitance, pF/ft (pF/m)	Specifications	Availability
9062A	93	83	13.2 (43.3)	UL AWM 1478 MIL-DTL-17/30B RG-62A/U	A, B, D, E, F
9062AC	93	83	13.5 (44.3)	UL AWM 1478 UL CL2 CSA CMH MIL-DTL-17/30B RG-62A/U	A, B, D, E, F
M4276	93	84	13.5 (44.3)	UL AWM 1478 UL CL2 UL CM CSA CM MIL-DTL-17/RG-62A/U Type	A, B, D, G
M44276	93	85	12.8 (42)	UL CMP CSA CMP MIL-DTL-17/RG-62A/U Type	A, B, D, G
M44276F	93	85	12.5 (41)	UL CMP CSA CMP MIL-DTL-17/RG-62U Type	A, B, D, G

95-Ohm Coaxial Cables					
RG-180B/U Coaxial, RG-22B/U Twinax Cables					
Part No.	Nom. Impedance ( $\Omega$ )	Vp (%)	Capacitance, pF/ft (pF/m)	Specifications	Availability
9180B	95	70	15.4 (50.5)	MIL-DTL-17/RG-180B/U	A, B, D, G
M4203	95	66	16 (52.5)	UL AWM 2498 MIL-DTL-17/RG-22B/U Type	A, B, D, G



# Manhattan™ Coaxial Cable



Twinax Cables								
78-Ohm Twinax Cables								
Part No.	Center Conductor			Dielectric		Shield Material, Coverage	Jacket	
	AWG (mm <sup>2</sup> )	Stranding (mm)	Material	Material	Dia., In. (mm)		Material	Dia., In. (mm)
<b>9888C</b>	22 (0.35)	7/30 (7 x 0.25)	TC	White and Blue HDPE	0.056 (1.42)	TC Braid, 85%	Apple Smoke Slate PVC	0.184 (4.67)
<b>9108</b>	20 (0.56)	7/28 (7 x 0.32)	TC	Blue and Clear FEP	0.074 (1.88)	TC Braid, 95%	Blue FEP	0.198 (5.03)
<b>M4154</b>	20 (0.56)	7/28 (7 x 0.32)	TC	Blue and Clear PE	0.076 (1.93)	A/P Tape TC Braid, 55%	Blue PVC	0.238 (6.05)
<b>M4220</b>	20 (0.56)	7/28 (7 x 0.32)	TC*	Natural PE	0.079 (2.01)	TC Braid, 85%	Black Type II PVC	0.235 (5.97)

\*For identification, one conductor includes a bare copper strand Type IIA.

Twinax Cables								
100-Ohm Twinax Cables								
Part No.	Center Conductor			Dielectric		Shield Material, Coverage	Jacket	
	AWG (mm <sup>2</sup> )	Stranding (mm)	Material	Material	Dia., In. (mm)		Material	Dia., In. (mm)
<b>9109</b>	20 (0.56)	7/28 (7 x 0.32)	BC TC	FEP	0.072 (1.83)	TC Braid, 95%	Slate PVDF	0.252 (6.40)
<b>9817</b>	20 (0.56)	7/28 (7 x 0.32)	BC TC	PE	0.083 (2.11)	TC Braid, 85%	Black PVC	0.330 (8.38)
<b>M4271</b>	20 (0.56)	7/28 (7 x 0.32)	BC TC	PE	0.083 (2.11)	A/P/A Tape TC Braid, 85%	Black PVC	0.330 (8.38)



Twinax Cables								
124- and 150-Ohm Twinax Cables								
Part No.	Center Conductor			Dielectric		Shield Material, Coverage	Jacket	
	AWG (mm <sup>2</sup> )	Stranding (mm)	Material	Material	Dia., In. (mm)		Material	Dia., In. (mm)
<b>9823</b>	22 (0.38)	19/34 (19 x 0.16)	TC	Black and Yellow Foam PE	0.120 (3.05)	A/P/A Tape	Black PVC	0.329 (8.36)
<b>M4158</b>	16 (1.31)	Solid	BC	Blue and Clear Foam PE	0.161 (4.09)	A/P/A Tape TC Braid, 90%	Black PVC	0.440 (11.18)



# Manhattan™ Coaxial Cable

Twinax Cables					
78-Ohm Twinax Cables					
Part No.	Nom. Impedance (Ω)	Vp (%)	Capacitance, pF/ft (pF/m)	Specifications	Availability
9888C	78	66	19.7 (64.6)	UL AWM 2726 UL CM CSA CMG FT4	D, E
9108	78	69.5	18.4 (60.4)	UL CMP CSA CMP	B, D
M4154	78	66	19.7 (64.6)	UL AWM 2464 UL CM CSA CM	A, B, D, G
M4220	78	66	19.7 (64.6)	MIL-DTL-17/RG-108 Type	A, B, D, G

Twinax Cables					
100-Ohm Twinax Cables					
Part No.	Nom. Impedance (Ω)	Vp (%)	Capacitance, pF/ft (pF/m)	Specifications	Availability
9109	100	69	13.3 (43.6)	UL CMP UL CL2P CSA CMP	D
9817	100	66	14.5 (47.6)	UL AWM 2498	A, B, D
M4271	100	66	14.5 (47.6)	UL CMG UL CL2 CSA CMG	A, B, D, G

Twinax Cables					
124- and 150-Ohm Twinax Cables					
Part No.	Nom. Impedance (Ω)	Vp (%)	Capacitance, pF/ft (pF/m)	Specifications	Availability
9823	150	78	8.8 (28.9)	UL AWM 2668	A, B, D, G
M4158	124	78	10.9 (35.8)	UL AWM 2448 UL CMX CSA CMX	A, B, D, G



# Manhattan™ Coaxial Cable



Miniature Coaxial Cables								
Part No.	Center Conductor		Dielectric			Shield Material, Coverage	Jacket	
	AWG (mm <sup>2</sup> )	Stranding (mm)	Material	Material	Dia., In. (mm)		Material	Dia., In. (mm)
<b>M4243</b>	30 (0.05)	7/38 (7 x 0.10)	TC	Foam HDPE	0.058 (1.47)	TC Braid, 89%	Black PVC	0.097 (2.46)
<b>M4242</b>	28 (0.08)	Solid	TC	PP	0.023 (0.58)	TC Braid, 90%	Black PVC	0.054 (1.37)
<b>M4244</b>	27 (0.11)	7/35 (7 x 0.142)	BCW	PE	0.100 (2.54)	TC Braid, 93%	Black PVC	0.150 (3.81)



# Manhattan™ Coaxial Cable

Miniature Coaxial Cables					
Part No.	Nom. Impedance (Ω)	Vp (%)	Capacitance, pF/ft (pF/m)	Specifications	Availability
<b>M4243</b>	75	78	17.3 (56.8)	UL AWM 1375	A, B, D, G
<b>M4242</b>	32	66	55.2 (181.1)	UL CMH CSA CMH	A, B, D, G
<b>M4244</b>	75	66	20.5 (67.3)	UL AWM 1354	A, B, D, G



# Manhattan™ Coaxial Cable



## 75-Ohm Video Cable

### RG-59/U, RG-59B/U Coaxial Cables

Part No.	Center Conductor		Dielectric			Shield Material, Coverage	Jacket	
	AWG (mm <sup>2</sup> )	Stranding (mm)	Material	Material	Dia., In. (mm)		Material	Dia., In. (mm)
<b>9059B</b>	23 (0.26)	Solid	BCW	PE	0.146 (3.71)	BC Braid, 94%	Black Type IIA PVC	0.242 (6.15)
<b>9159</b>	23 (0.26)	Solid	BCW	FEP	0.132 (3.35)	BC Braid, 95%	Black PVDF	0.190 (4.83)
<b>9810</b>	23 (0.26)	Solid	BC	PE	0.146 (3.71)	A/P/A Tape TC Braid, 95%	Black Type IIIA PE	0.220 (5.59)
<b>M4223</b>	23 (0.26)	Solid	BCW	PE	0.146 (3.71)	BC Braid, 94%	Black Type IIA PVC	0.241 (6.12)
<b>9059</b>	22 (0.32)	Solid	BCW	PE	0.146 (3.71)	BC Braid, 95%	Black, White, Slate Type I PVC	0.242 (6.15)
<b>9059C</b>	22 (0.32)	Solid	BCW	PE	0.146 (3.71)	BC Braid, 95%	Black, Red, Blue, Green, Slate Type I PVC	0.242 (6.15)
<b>9830</b>	22 (0.32)	Solid	BCW	PE	0.146 (3.71)	BC Braid, 85%	Black Type I PVC	0.242 (6.15)
<b>M4212</b>	22 (0.32)	Solid	BCW	Foam PE	0.146 (3.71)	BC Braid, 85%	Black Type I PVC	0.242 (6.15)
<b>M4237</b>	22 (0.35)	7/30 (7 x 0.25)	BC	Foam PE	0.146 (3.71)	BC Braid, 95%	Black Type I PVC	0.240 (6.10)
<b>M44212F</b>	20 (0.52)	Solid	BCW	Foam FEP	0.140 (3.56)	A/P/A Tape TC Braid, 94%	White Plenum PVC	0.202 (5.13)
<b>9102</b>	20 (0.52)	Solid	BCW	Foam FEP	0.140 (3.56)	A/P/A Tape TC Braid, 94%	Black PVDF	0.212 (5.38)



# Manhattan™ Coaxial Cable

75-Ohm Video Cable					
RG-59/U, RG-59B/U Coaxial Cables					
Part No.	Nom. Impedance (Ω)	Vp (%)	Capacitance, pF/ft (pF/m)	Specifications	Availability
9059B	75	66	20.5 (67.3)	UL CL2X CSA CMH FT1 MIL-DTL-17D/29B RG-59B/U	A, B, C, D, E
9159	75	69.5	19.5 (64)	UL CL2P UL CMP CSA CMP FT6 MIL-DTL-17/RG-59B/U Type	D
9810	75	66	21 (68.9)	MIL-DTL-17/RG-59/U Type	A, D
M4223	75	66	20.5 (67.3)	UL AWM 1354 UL CMX CSA CMX MIL-DTL-17D/29B RG-59B/U	A, B, D
9059	73	66	21 (68.9)	UL AWM 1354 JAN-C-17A/RG-59/U	A, B, D
9059C	73	66	21 (68.9)	UL AWM 1354 UL CL2 CSA CMG FT4 JAN-C-17A /RG-59/U	A, B, C, D, E
9830	75	66	21.5 (70.5)	UL AWM 1354 UL CMX CSA CMX JAN-C-17A/RG-59/U	A, B, D
M4212	80	78	16.3 (53.5)	UL AWM 1354 UL CM CSA CM JAN-C-17A/RG-59/U	A, B, D
M4237	75	78	17.3 (56.8)	UL AWM 1354 UL CM CSA CM MIL-DTL-17/RG-59/U Type	A, B, D
M44212F	75	82	16.5 (54.1)	UL CMP UL CATVP CSA CMP FT6 MIL-DTL-17/RG-59/U Type	A, B, D, G
9102	75	82	16.5 (54.1)	UL CMP UL CL2P CSA CMP FT6 MIL-DTL-17/RG-59U Type	B, D



# Manhattan™ Coaxial Cable



### 75-Ohm Video Cable

#### RG-6U Type, RG-6A/U Type

Part No.	Center Conductor		Dielectric			Shield Material, Coverage	Jacket	
	AWG (mm <sup>2</sup> )	Stranding (mm)	Material	Material	Dia., In. (mm)		Material	Dia., In. (mm)
<b>M4204</b>	21 (0.41)	Solid	BCW	PE	0.185 (4.70)	Dbl BC Braid, 95%	Black PE	0.332 (8.43)
<b>9104</b>	18 (0.82)	Solid	BCW	Foam FEP	0.170 (4.32)	A/P Tape TC Braid, 95%	Black PVDF	0.232 (5.89)
<b>M4182</b>	18 (0.82)	Solid	BC	Foam PE	0.180 (4.57)	A/P/A Tape TC Braid, 60%	Black Type I PVC	0.270 (6.86)



### 75-Ohm Video Cable

#### RG-11/U, RG-11/U Type, RG-11A/U

Part No.	Center Conductor		Dielectric			Shield Material, Coverage	Jacket	
	AWG (mm <sup>2</sup> )	Stranding (mm)	Material	Material	Dia., In. (mm)		Material	Dia., In. (mm)
<b>9011A</b>	18 (0.89)	7/26 (7 x 0.40)	TC	PE	0.285 (7.24)	BC Braid, 95%	Black Type IIA PVC	0.405 (10.29)
<b>M4207</b>	18 (0.89)	7/26 (7 x 0.40)	TC	PE	0.285 (7.24)	BC Braid, 95%	Black Type I PVC	0.405 (10.29)
<b>9105</b>	14 (2.08)	Solid	BC	Foam FEP	0.274 (6.96)	A/P/A Tape TC Braid, 60%	Black FEP	0.346 (8.79)
<b>M4208</b>	14 (2.08)	Solid	BC	Foam PE	0.285 (7.24)	BC Braid, 95%	Black PE	0.405 (10.29)





# Manhattan™ Coaxial Cable

75-Ohm Video Cable					
RG-6U Type, RG-6A/U Type					
Part No.	Nom. Impedance (Ω)	Vp (%)	Capacitance, pF/ft (pF/m)	Specifications	Availability
M4204	75	66	20.5 (67.3)	MIL-DTL-17/RG-6A/U Type	
9104	75	82	16.5 (54.1)	UL CMP UL CATVP CSA CMP FT6 MIL-DTL-17/RG-6U Type	B, D
M4182	75	82	16.2 (53.1)	UL AWM 1354 UL CM CSA CM MIL-DTL-17/ RG 6/U Type	A, B, D

75-Ohm Video Cable					
RG-11/U, RG-11/U Type, RG-11A/U					
Part No.	Nom. Impedance (Ω)	Vp (%)	Capacitance, pF/ft (pF/m)	Specifications	Availability
9011A	75	66	20.5 (67.3)	UL CL2X CSA CMH FT1 MIL-DTL-17D/6B RG 11A/U	A, B, D
M4207	75	66	20.5 (67.3)	UL CM CSA CM JAN-C-17A/ RG 11/U	A, B, D
9105	75	83	16.3 (53.5)	UL CMP UL CL2P UL CATVP CSA CMP FT6 MIL-DTL-17/RG-11/U Type	B, D
M4208	75	84	16.1 (52.8)	MIL-DTL-17/RG-11A/U Type	A, B, D



# Manhattan™ Coaxial Cable



## 75-Ohm Video Cables

### RG-179B/U and RG-187A/U Coaxial Cables

Part No.	Center Conductor		Dielectric			Shield Material, Coverage	Jacket	
	AWG (mm <sup>2</sup> )	Stranding (mm)	Material	Material	Dia., In. (mm)		Material	Dia., In. (mm)
<b>9179B</b>	30 (0.05)	7/38 (7 x 0.10)	SCW	PTFE	0.063 (1.60)	SPC Braid, 93%	Natural Tan FEP	0.100 (2.54)
<b>9187A</b>	30 (0.05)	7/38 (7 x 0.10)	SCW	PTFE	0.063 (1.60)	SPC Braid, 93%	Natural PTFE Tape	0.105 (2.67)



## Ethernet Transceiver Cables

Part No.	Pairs			Dielectric			Shield Material, Coverage
	Type	AWG (mm <sup>2</sup> )	Stranding (mm)	Material	Material	Dia., In. (mm)	
<b>9852C</b>	Data (3)	22 (0.35)	7/30 (7 x 0.25)	TC	Foam HDPE	0.064 (1.63)	A/P (pairs) A/P/A (overall) TC Braid, 95%
	Power (1)	20 (0.56)	7/28 (7 x 0.32)	TC	SR-PVC	0.058 (1.47)	
<b>9853C</b>	Data (3)	20 (0.56)	7/28 (7 x 0.32)	TC	Foam HDPE	0.077 (1.96)	A/P (pairs) A/P (overall) TC Braid, 95%
	Power (1)	20 (0.56)	7/28 (7 x 0.32)	TC	SR-PVC	0.058 (1.47)	
<b>9854C</b>	Data (3)	28 (0.08)	7/36 (7 x 0.12)	TC	PP	0.033 (0.84)	A/P (pairs) A/P/A (overall) TC Braid, 90%
	Power (1)	24 (0.23)	7/32 (7 x 0.20)	TC	SR-PVC	0.044 (1.12)	

### Key to Abbreviations

A/P	Aluminum/polyester
A/P/A	Aluminum/polyester/aluminum
BC	Bare copper
BCW	Bare copper-coated steel
FEP	Fluorinated ethylene propylene
HDPE	High-density polyethylene
PE	Polyethylene
PP	Polypropylene
PTFE	Polytetrafluoroethylene
PVC	Polyvinyl chloride
PVDF	Polyvinylidene fluoride
SCW	Silver-coated, copper-coated steel
SPC	Silver-plated copper
SR-PVC	Semirigid PVC
TC	Tinned copper

### Color Coding

Conductor	Color Code	
	9852C, 9853C	9854C
Data 1	Green-Blue	White-Gray
Data 2	Yellow-Orange	Yellow-Orange
Data 3	White-Brown	Green-Blue
Power	Blue-Red	Black-Red



# Manhattan™ Coaxial Cable

75-Ohm Video Cables					
RG-179B/U and RG-187A/U Coaxial Cables					
Part No.	Nom. Impedance ( $\Omega$ )	Vp (%)	Capacitance, pF/ft (pF/m)	Specifications	Availability
9179B	75	70	19.5 (64)	MIL-DTL-17/RG-179B/U	A, B, D, G
9187A	75	70	19.5 (64)	MIL-DTL-17/RG-187A/U	A, B, D, G

Ethernet Transceiver Cables							
Part No.	Jacket		Electrical Characteristics—Data Pairs			Specifications	Availability
	Material	Dia., In. (mm)	Nom. Impedance ( $\Omega$ )	Vp (%)	Capacitance, pF/ft (pF/m)		
9852C	Slate PVC	0.375 (9.53)	78	78	16.7 (54.8)	UL AWM 2919 UL CM CSA CMG FT4	D
9853C	Slate PVC	0.401(10.19)	78	78	16.7 (54.8)	UL CM CSA CMG FT4	D
9854C	Slate PVC	0.250 (6.35)	78	66	19.7 (64.6)	UL AWM 2919 UL CM CSA CMG FT4	D



# Manhattan™ High-Temperature Wire and Cable

600 V, Multiconductor, PTFE, PTFE, Braid Shield

High Temperature



**NEMA WC27500 Type RC**  
**SAE AS22759/11**

### Operating Temperature

- -55°C to +200°C

### Conductor Color Coding

- Per SAE AS22759/11

### Materials

- Stranded silver-plated conductors
- PTFE insulation
- Silver-plated braid shield, 85% coverage
- Natural PTFE jacket

### Availability

100 ft (30.5 m)  
Bulk, cut to length  
Spools may contain multiple lengths  
(Minimums may apply)

#### 24 AWG (0.24 mm<sup>2</sup>)

Stranding: 19/36 (19 x 0.13 mm)  
Insulation thickness: 0.009 (0.24 mm)

Part No.	Conductors	Nominal Diameter		Jacket Thickness	
		Inch	mm	Inch	mm
<b>24RC2S06</b>	2	0.124	3.15	0.010	0.25
<b>24RC3S06</b>	3	0.130	3.30	0.010	0.25
<b>24RC4S06</b>	4	0.142	3.61	0.010	0.25

#### 22 AWG (0.38 mm<sup>2</sup>)

Stranding: 19/34 (19 x 0.16 mm)  
Insulation thickness: 0.009 (0.24 mm)

Part No.	Conductors	Nominal Diameter		Jacket Thickness	
		Inch	mm	Inch	mm
<b>22RC2S06</b>	2	0.136	3.45	0.010	0.25
<b>22RC3S06</b>	3	0.143	3.63	0.010	0.25
<b>22RC4S06</b>	4	0.156	3.96	0.010	0.25

#### 20 AWG (0.61 mm<sup>2</sup>)

Stranding: 19/32 (19 x 0.20 mm)  
Insulation thickness: 0.010 (0.25 mm)

Part No.	Conductors	Nominal Diameter		Jacket Thickness	
		Inch	mm	Inch	mm
<b>20RC2S06</b>	2	0.154	3.91	0.010	0.25
<b>20RC3S06</b>	3	0.163	4.14	0.010	0.25
<b>20RC4S06</b>	4	0.184	4.67	0.010	0.25

#### 18 AWG (0.96 mm<sup>2</sup>)

Stranding: 19/30 (19 x 0.25 mm)  
Insulation thickness: 0.011 (0.28 mm)

Part No.	Conductors	Nominal Diameter		Jacket Thickness	
		Inch	mm	Inch	mm
<b>18RC2S06</b>	2	0.180	4.57	0.010	0.25

# Manhattan™ High-Temperature Wire and Cable

600 V, Multiconductor, ETFE, ETFE, Braid Shield  
High Temperature



## NEMA WC27500 Type TE SAE AS22759/16

### Operating Temperature

- 55°C to +150°C

### Conductor Color Coding

- Per SAE AS22759/16

### Materials

- Stranded tinned copper conductors
- ETFE insulation
- Tinned copper braid shield, 85% coverage
- Natural ETFE jacket

### Availability

100 ft (30.5 m)

Bulk, cut to length

Spools may contain multiple lengths

(Minimums may apply)

### 24 AWG (0.24 mm²)

Stranding: 19/36 (19 x 0.13 mm)  
Insulation thickness: 0.011 (0.28 mm)

Part No.	Conductors	Nominal Diameter		Jacket Thickness	
		Inch	mm	Inch	mm
275002402	2	0.132	3.35	0.010	0.25

### 22 AWG (0.38 mm²)

Stranding: 19/34 (19 x 0.16 mm)  
Insulation thickness: 0.011 (0.28 mm)

Part No.	Conductors	Nominal Diameter		Jacket Thickness	
		Inch	mm	Inch	mm
275002201	1	0.088	2.24	0.010	0.25
275002202	2	0.146	3.71	0.010	0.25
275002203	3	0.154	3.91	0.010	0.25
275002204	4	0.168	4.27	0.010	0.25

### 20 AWG (0.61 mm²)

Stranding: 19/32 (19 x 0.20 mm)  
Insulation thickness: 0.011 (0.28 mm)

Part No.	Conductors	Nominal Diameter		Jacket Thickness	
		Inch	mm	Inch	mm
275002001	1	0.096	2.44	0.010	0.25
275002002	2	0.162	4.11	0.010	0.25
275002003	3	0.171	4.34	0.010	0.25
275002004	4	0.187	4.75	0.010	0.25

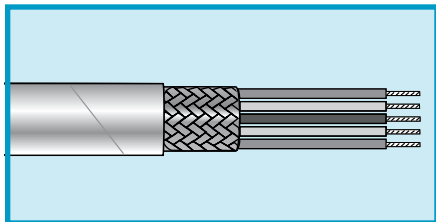
### 18 AWG (0.96 mm²)

Stranding: 19/30 (19 x 0.25 mm)  
Insulation thickness: 0.012 (0.30 mm)

Part No.	Conductors	Nominal Diameter		Jacket Thickness	
		Inch	mm	Inch	mm
275001801	1	0.107	2.72	0.010	0.25
275001802	2	0.182	4.62	0.010	0.25

# Manhattan™ High-Temperature Wire and Cable

600 V, Multiconductor, PTFE, PTFE, Braid Shield



**MIL-W-16878/4 (Type E)**  
**NEMA HP3**

### Operating Temperature

- 55°C to +200°C

### Conductor Color Coding

- Chart P (page 535)

### Materials

- Silver-plated copper conductors
- PTFE insulation
- Silver-plated copper braid shield, 85% coverage
- White PTFE jacket

### Availability

100 ft (30.5 m)  
500 ft (152 m)  
1000 ft (305 m)  
Bulk, cut to length  
Spools may contain multiple lengths  
(Minimums may apply)

### NEMA HP3-EXBEE

#### 26 AWG (0.14 mm<sup>2</sup>)

Stranding: 7/34 (7 x 0.16 mm)  
Insulation thickness: 0.010 (0.25 mm)

Part No.	Conductors	Nominal Diameter		Jacket Thickness	
		Inch	mm	Inch	mm
<b>M1201</b>	1	0.081	2.06	0.010	0.25
<b>M1202</b>	2	0.124	3.15	0.012	0.30
<b>M1203</b>	3	0.130	3.30	0.012	0.30
<b>M1204</b>	4	0.140	3.56	0.012	0.30

### NEMA HP3-EXBEE

#### 24 AWG (0.24 mm<sup>2</sup>)

Stranding: 19/36 (19 x 0.13 mm)  
Insulation thickness: 0.010 (0.25 mm)

Part No.	Conductors	Nominal Diameter		Jacket Thickness	
		Inch	mm	Inch	mm
<b>M1211</b>	1	0.087	2.21	0.010	0.25
<b>M1212</b>	2	0.136	3.45	0.012	0.30
<b>M1213</b>	3	0.143	3.63	0.012	0.30
<b>M1214</b>	4	0.155	3.94	0.012	0.30

### NEMA HP3-EXBFE

#### 22 AWG (0.38 mm<sup>2</sup>)

Stranding: 19/34 (19 x 0.16 mm)  
Insulation thickness: 0.009 (0.23 mm)

Part No.	Conductors	Nominal Diameter		Jacket Thickness	
		Inch	mm	Inch	mm
<b>M1221</b>	1	0.092	2.34	0.010	0.25
<b>M1222</b>	2	0.146	3.71	0.012	0.30
<b>M1223</b>	3	0.154	3.91	0.012	0.30
<b>M1224</b>	4	0.167	4.24	0.012	0.30

### NEMA HP3-EXBGE

#### 20 AWG (0.61 mm<sup>2</sup>)

Stranding: 19/32 (19 x 0.20 mm)  
Insulation thickness: 0.009 (0.23 mm)

Part No.	Conductors	Nominal Diameter		Jacket Thickness	
		Inch	mm	Inch	mm
<b>M1231</b>	1	0.100	2.54	0.010	0.25
<b>M1232</b>	2	0.158	4.01	0.012	0.30
<b>M1233*</b>	3	0.171	4.34	0.010	0.25
<b>M1234</b>	4	0.186	4.72	0.012	0.30

\*NEMA HP3-EXBJE.

# Manhattan™ High-Temperature Wire and Cable

600 V, Multiconductor, PTFE, PTFE, Braid Shield



**MIL-W-16878/14 (Type E)**  
**NEMA HP3**

### Operating Temperature

- -55°C to +200°C

### Conductor Color Coding

- Chart P (page 535)

### Materials

- Silver-plated copper conductors
- PTFE insulation
- Silver-plated copper braid shield, 85% coverage
- White PTFE jacket

### Availability

100 ft (30.5 m)  
500 ft (152 m)  
1000 ft (305 m)  
Bulk, cut to length  
(Minimums may apply)

### NEMA HP3-EXBHE

**18 AWG (0.96 mm<sup>2</sup>)**

Stranding: 19/30 (19 x 0.25 mm)  
Insulation thickness: 0.010 (0.25 mm)

Part No.	Conductors	Nominal Diameter		Jacket Thickness	
		Inch	mm	Inch	mm
<b>M1241*</b>	1	0.112	2.84	0.010	0.25
<b>M1242</b>	2	0.186	4.72	0.012	0.30
<b>M1243</b>	3	0.197	5.00	0.012	0.30
<b>M1244</b>	4	0.215	5.46	0.012	0.30

\*NEMA HP3-EXBGE.

### NEMA HP3-EXBJE

**16 AWG (1.23 mm<sup>2</sup>)**

Stranding: 19/29 (19 x 0.29 mm)  
Insulation thickness: 0.012 (0.30 mm)

Part No.	Conductors	Nominal Diameter		Jacket Thickness	
		Inch	mm	Inch	mm
<b>M1251</b>	1	0.122	3.10	0.010	0.25
<b>M1252</b>	2	0.206	5.23	0.012	0.30
<b>M1253</b>	3	0.219	5.56	0.012	0.30
<b>M1254</b>	4	0.240	6.10	0.012	0.30

# Manhattan™ High-Temperature Wire and Cable

600 V, Multiconductor, PTFE, FEP, Braid Shield



## MIL-W-16878/4 (Type E) Components

### Operating Temperature

- 55°C to +200°C

### Conductor Color Coding

- Chart P (page 535)

### Materials

- Silver-plated copper conductors
- PTFE insulation
- Silver-plated copper braid shield, 85% coverage
- White FEP jacket

### Availability

100 ft (30.5 m)  
 500 ft (152 m)  
 Bulk, cut to length  
 Spools may contain multiple lengths  
 (Minimums may apply)

#### 24 AWG (0.24 mm<sup>2</sup>)

Stranding: 19/36 (19 x 0.13 mm)  
 Insulation thickness: 0.0095 (0.24 mm)

Part No.	Conductors	Nominal Diameter		Jacket Thickness	
		Inch	mm	Inch	mm
72402	2	0.136	3.45	0.012	0.30

#### 22 AWG (0.38 mm<sup>2</sup>)

Stranding: 19/34 (19 x 0.16 mm)  
 Insulation thickness: 0.0095 (0.24 mm)

Part No.	Conductors	Nominal Diameter		Jacket Thickness	
		Inch	mm	Inch	mm
72203	3	0.154	3.91	0.012	0.30

#### 20 AWG (0.61 mm<sup>2</sup>)

Stranding: 19/32 (19 x 0.20 mm)  
 Insulation thickness: 0.0095 (0.24 mm)

Part No.	Conductors	Nominal Diameter		Jacket Thickness	
		Inch	mm	Inch	mm
72001	1	0.100	2.54	0.010	0.25

#### 18 AWG (0.96 mm<sup>2</sup>)

Stranding: 19/30 (19 x 0.25 mm)  
 Insulation thickness: 0.010 (0.25 mm)

Part No.	Conductors	Nominal Diameter		Jacket Thickness	
		Inch	mm	Inch	mm
71801	1	0.112	2.84	0.010	0.25
71802	2	0.186	4.72	0.012	0.30

#### 16 AWG (1.23 mm<sup>2</sup>)

Stranding: 19/29 (19 x 0.29 mm)  
 Insulation thickness: 0.012 (0.030 mm)

Part No.	Conductors	Nominal Diameter		Jacket Thickness	
		Inch	mm	Inch	mm
71602	2	0.206	5.23	0.012	0.30



# Manhattan™ Cordsets

125 and 250 V M.A.P. Multiple Application Power Cords  
Twin-End Jumper and Power Cords



**SJT**  
**UL Standard 817**  
**CSA C22.2 No. 21**

**Operating Temperature**

- -20°C to +60°C

**Conductor Color Coding**

- Black, white, green (NEC)

**Materials**

- Stranded bare copper conductors
- PVC insulation
- Black PVC jacket

**Availability**

25-piece packages  
(Minimums may apply)

6-ft (1.8 m) Overall Length; Individual Leg Length Is 2 ft (0.6 m)

Part No.		Wire Size		Stranding		Nominal Diameter		Power Rating		
Jumper	Power	AWG	mm <sup>2</sup>	AWG	mm	Inch	mm	Watts	Amps	Volts
<b>468</b>	<b>472</b>	18	0.82	41/34	41 x 0.16	0.300	7.62	1250	10	125
<b>470</b>	<b>474</b>	16	1.32	65/34	65 x 0.16	0.325	8.26	3250	13	250



# Manhattan™ Cordsets

## 125 V Power Cords 3-Conductor



**SJ, SJT, SVT**  
**UL 62 and 817**  
**CSA C22.2 No. 21 and 49**  
**Operating Temperature**

- -20°C to +60°C

### Conductor Color Coding

- Black, white, green or green/yellow (NEC)
- Blue, brown, green/yellow (ICC)

### Materials

- Stranded bare copper conductors
- PVC or rubber insulation
- Aluminum/polyester foil shield (where specified)  
Foil facing inward
- 22 AWG (0.35 mm<sup>2</sup>) tinned copper drain wire
- Black PVC, rubber, or neoprene jacket (slate where marked)

### Availability

25-piece packages  
B suffix = 100-piece packages  
(Minimums may apply)

**PVC Jacket, PVC Insulation, Unshielded, SJT**  
**Leads: Jacket Stripped 1.5" (38 mm). Leads Stripped 5/8" (16 mm)**

Part No.		Cord Length		Wire Size		Stranding		Nominal Diameter		Power Rating		Color Code
25 pc	100 pc	Ft	m	AWG	mm <sup>2</sup>	AWG	mm	Inch	mm	Watts	Amps	
<b>501</b>	<b>501B</b>	6' 7"	2	18	0.82	41/34	41 x 0.16	0.330	8.38	1250	10	ICC
<b>502</b>	<b>502B</b>	9' 10"	3	18	0.82	41/34	41 x 0.16	0.330	8.38	1250	10	ICC
<b>780*</b>	<b>780B*</b>	6' 0"	1.8	18	0.81	16/30	16 x 0.25	0.330 (0.300)**	8.38 (7.62)**	1250	10	NEC
<b>779*</b>	<b>779B*</b>	8' 0"	2.4	18	0.81	16/30	16 x 0.25	0.300 (0.330)†	7.62 (8.38)†	1250	10	NEC
<b>503</b>	—	6' 7"	2	16	1.32	65/34	65 x 0.16	0.331	8.41	1625	13	ICC
<b>505</b>	<b>505B</b>	6' 7"	2	14	2.08	41/30	41 x 0.25	0.380	9.65	1875	15	ICC
<b>506</b>	—	9' 10"	3	14	2.08	41/30	41 x 0.25	0.380	9.65	1875	15	ICC

\*Slate jacket

\*\*Diameter for part no. 780B

†Diameter for part no. 779B

**PVC Jacket, PVC Insulation, Shielded, SVT**  
**Leads: Jacket Stripped 1.5" (38 mm). Leads Stripped 5/8" (16 mm)**

Part No.		Cord Length		Wire Size		Stranding		Nominal Diameter		Power Rating		Color Code
25 pc	100 pc	Ft	m	AWG	mm <sup>2</sup>	AWG	mm	Inch	mm	Watts	Amps	
<b>777*</b>	<b>777B*</b>	6' 0"	1.8	18	0.82	41/34	41 x 0.16	0.250	6.35	1250	10	NEC
<b>787*</b>	<b>787B*</b>	8' 0"	2.4	18	0.82	41/34	41 x 0.16	0.250	6.35	1250	10	NEC
<b>507F</b>	—	6' 7"	2	18	0.82	41/34	41 x 0.16	0.260	6.60	1250	10	ICC
<b>508F</b>	—	9' 10"	3	18	0.82	41/34	41 x 0.16	0.260	6.60	1250	10	ICC

\*Slate jacket



# Manhattan™ Cordsets

## 125 V Power Cords 3-Conductor



**SJ, SJT, SVT  
UL 62 and 817  
CSA C22.2 No. 21 and 49**

### Operating Temperature

- 20°C to +60°C

### Conductor Color Coding

- Black, white, green or green/yellow (NEC)
- Blue, brown, green/yellow (ICC)

### Materials

- Stranded bare copper conductors
- PVC or rubber insulation
- Aluminum/polyester foil shield (where specified)  
Foil facing inward  
22 AWG (0.35 mm<sup>2</sup>) tinned copper drain wire
- Black PVC, rubber, or neoprene jacket (slate where marked)

### Availability

25-piece packages  
(Minimums may apply)

### Rubber Jacket, Rubber Insulation, Unshielded, SJ Leads: Jacket Stripped 1.5" (38 mm). Leads Stripped 5/8" (16 mm)

Part No.	Cord Length		Wire Size		Stranding		Nominal Diameter		Power Rating		Color Code
	Ft	m	AWG	mm <sup>2</sup>	AWG	mm	Inch	mm	Watts	Amps	
615	6' 0"	1.8	18	0.81	16/30	16 x 0.25	0.320	7.13	1250	10	NEC
616	9' 0"	2.7	18	0.81	16/30	16 x 0.25	0.320	8.13	1250	10	NEC
778	8' 0"	2.4	18	0.81	16/30	16 x 0.25	0.320	8.13	1250	10	NEC
782	12' 0"	3.7	18	0.81	16/30	16 x 0.25	0.320	8.13	1250	10	NEC
783	9' 0"	2.7	16	1.31	26/30	26 x 0.25	0.340	8.64	1625	13	NEC
784	12' 0"	3.7	16	1.31	26/30	26 x 0.25	0.340	8.64	1625	13	NEC
788	9' 0"	2.7	14	2.08	41/30	41 x 0.25	0.380	9.65	1875	15	NEC
789	15' 0"	4.5	14	2.08	41/30	41 x 0.25	0.380	9.65	1875	15	NEC

### Neoprene Jacket, Rubber Insulation, Unshielded, SJO Leads: Jacket Stripped 1.5" (38 mm). Leads Stripped 5/8" (16 mm)

Part No.	Cord Length		Wire Size		Stranding		Nominal Diameter		Power Rating		Color Code
	Ft	m	AWG	mm <sup>2</sup>	AWG	mm	Inch	mm	Watts	Amps	
781	8' 0"	2.4	18	0.81	16/30	16 x 0.25	0.330	8.38	1250	10	NEC

### Rubber Jacket, Rubber Insulation, Unshielded, SV Leads: Jacket Stripped 1.5" (38 mm). Leads Stripped 5/8" (16 mm)

Part No.	Cord Length		Wire Size		Stranding		Nominal Diameter		Power Rating		Color Code
	Ft	m	AWG	mm <sup>2</sup>	AWG	mm	Inch	mm	Watts	Amps	
775	6' 0"	1.8	18	0.82	41/34	41 x 0.16	0.260	6.60	1250	10	NEC
776	8' 0"	2.4	18	0.82	41/34	41 x 0.16	0.260	6.60	1250	10	NEC



# Manhattan™ Cordsets

## 125 V Electronic Line Cords 3-Conductor



**SJT, SVT**  
**UL 62 and 817**  
**CSA C22.2 No. 21 and 49**

**Operating Temperature**

- -20°C to +60°C

**Conductor Color Coding**

- Blue, brown, green/yellow (ICC)

**Materials**

- Stranded bare copper conductors
- PVC insulation

- Aluminum/polyester foil shield (where specified)  
Foil facing inward  
20 AWG (0.56 mm<sup>2</sup>) tinned copper drain wire
- PVC jacket, black (slate where marked)

**Availability**

25-piece packages  
(Minimums may apply)

**PVC, Unshielded, Type SJT**  
**Leads: Jacket Stripped 1.5" (38 mm). Leads Stripped 5/8" (16 mm)**

Part No.	Cord Length		Wire Size		Stranding		Nominal Diameter		Power Rating	
	Ft	m	AWG	mm <sup>2</sup>	AWG	mm	Inch	mm	Watts	Amps
<b>511</b>	6' 7"	2	18	0.82	41/34	41 x 0.16	0.300	7.62	1250	10
<b>512</b>	9' 10"	3	18	0.82	41/34	41 x 0.16	0.300	7.72	1250	10
<b>513</b>	6' 7"	2	16	1.32	65/34	65 x 0.16	0.331	8.41	1625	13
<b>514</b>	9' 10"	3	16	1.32	65/34	65 x 0.16	0.331	8.41	1625	13

**PVC, Shielded, Right Angle, Type SJT**  
**Leads: Jacket Stripped 1.5" (38 mm). Leads Stripped 5/8" (16 mm)**

Part No.	Cord Length		Wire Size		Stranding		Nominal Diameter		Power Rating	
	Ft	m	AWG	mm <sup>2</sup>	AWG	mm	Inch	mm	Watts	Amps
<b>521F</b>	6' 7"	2	14	2.08	41/30	41 x 0.25	0.380	9.65	1825	15

**PVC, Shielded, Type SVT**  
**Leads: Jacket Stripped 1.5" (38 mm). Leads Stripped 5/8" (16 mm)**

Part No.	Cord Length		Wire Size		Stranding		Nominal Diameter		Power Rating	
	Ft	m	AWG	mm <sup>2</sup>	AWG	mm	Inch	mm	Watts	Amps
<b>523</b>	7' 5"	2.3	18	0.82	41/34	41 x 0.16	0.250	6.35	1250	10



# Manhattan™ Cordsets

## 125 V Jumper Cords

### NEMA and IEC Connectors



Jumper Cords

**SJ, SJT, SVT, SPT-1**  
**UL 62 and 817**  
**CSA C22.2 No. 21 and 49**

**Operating Temperature**

- -20°C to +60°C

**Conductor Color Coding**

- Blue, brown, green/yellow (ICC)
- Black, white, green (NEC)

**Materials**

- Stranded bare copper conductors
- PVC or rubber insulation

- Aluminum/polyester foil shield (where specified)  
 Foil facing inward  
 22 AWG (0.35 mm<sup>2</sup>) tinned copper drain wire
- Black PVC or rubber jacket (Part 601B available in white or slate jacket)

**Availability**

25-piece packages  
 (Minimums may apply)

**PVC, Unshielded, Type SJT**

Part No.	Cord Length		Wire Size		Stranding		Nominal Diameter		Power Rating		Color Code
	Ft	m	AWG	mm <sup>2</sup>	AWG	mm	Inch	mm	Watts	Amps	
551	3' 3"	1	18	0.82	41/34	41 x 0.16	0.300	7.62	1250	10	ICC

**PVC, Shielded, Type SVT**

Part No.	Cord Length		Wire Size		Stranding		Nominal Diameter		Power Rating		Color Code
	Ft	m	AWG	mm <sup>2</sup>	AWG	mm	Inch	mm	Watts	Amps	
560F	3' 3"	1	18	0.82	41/34	41 x 0.16	0.260	6.60	1250	10	ICC



# Manhattan™ Cordsets

## 125 V Jumper Cords NEMA and IEC Connectors



### Extension Cords

#### Rubber, Unshielded, Type SJ

Part No.	Cord Length		Wire Size		Stranding		Nominal Diameter		Power Rating		Color Code
	Ft	m	AWG	mm <sup>2</sup>	AWG	mm	Inch	mm	Watts	Amps	
<b>633</b>	10' 0"	3.1	16	1.32	26/30	26 x 0.25	0.340	8.64	1625	13	NEC
<b>640</b>	15' 0"	4.6	16	1.32	26/30	26 x 0.25	0.340	8.64	1625	13	NEC



### Parallel Lamp Cords

#### PVC, Unshielded, Type SPT-1

Leads: Conductors Split 1" (25.4 mm) and Stripped 5/8" (16 mm)

Part No.	Cord Length		Wire Size		Stranding		Nominal Dimension		Power Rating	
	Ft	m	AWG	mm <sup>2</sup>	AWG	mm	Inch	mm	Watts	Amps
<b>601B*</b>	6' 0"	1.8	18	0.82	41/34	41 x 0.16	0.110 x 0.220	2.79 x 5.69	1250	10

\*100-piece packages.



# Manhattan™ Cordsets

## 125 V Detachable Power Supply Cords 3-Conductor



**SJT, SVT**  
**UL 62 and 817**  
**CSA C22.2 No. 21 and 49**

**Operating Temperature**

- -20°C to +60°C

**Conductor Color Coding**

- Blue, brown, green/yellow (ICC)
- Black, white, green or green/yellow (NEC)

**Materials**

- Stranded bare copper conductors
- PVC insulation
- Aluminum/polyester foil shield  
Foil facing inward  
Tinned copper drain wire  
(see tables for size)
- Black PVC jacket

**Availability**

25-piece packages  
B suffix = 100-piece packages  
(Minimums may apply)

**Unshielded, Straight, Types SVT and SJT**

Part No.	Cord Length	Cord Length		Wire Size		Stranding		Nominal Diameter		Power Rating		Color Code
		100 pc	Ft	m	AWG	mm <sup>2</sup>	AWG	mm	Inch	mm	Watts	
<b>Type SVT</b>												
<b>545</b>	<b>545B</b>	7' 5"	2.3	18	0.82	41/34	41 x 0.16	0.250	6.35	1250	10	NEC
<b>535</b>	<b>535B</b>	7' 5"	2.3	18	0.82	41/34	41 x 0.16	0.250	6.35	1250	10	NEC
<b>Type SJT</b>												
<b>531</b>	<b>531B</b>	6' 7"	2	18	0.82	41/34	41 x 0.16	0.330	8.38	1250	10	NEC
<b>532</b>	<b>532B</b>	9' 10"	3	18	0.82	41/34	41 x 0.16	0.330	8.38	1250	10	NEC
<b>533</b>	—	6' 7"	2	16	1.32	65/34	65 x 0.16	0.350	8.89	1625	13	ICC
<b>546</b>	—	7' 5"	2.3	16	1.32	65/34	65 x 0.16	0.350	8.89	1625	13	ICC
<b>534</b>	<b>534B</b>	9' 10"	3	16	1.32	65/34	65 x 0.16	0.331	8.41	1625	13	NEC

**Shielded, Straight, Types SVT and SJT**

Part No.	Cord Length		Wire Size		Stranding		Drain Wire*	Nominal Diameter		Power Rating		Color Code
	Ft	m	AWG	mm <sup>2</sup>	AWG	mm		Inch	mm	Watts	Amps	
<b>Type SVT</b>												
<b>547F</b>	6' 7"	2	18	0.82	41/34	41 x 0.16	A	0.260	6.60	1250	10	ICC
<b>548F</b>	9' 10"	3	18	0.82	41/34	41 x 0.16	A	0.260	6.60	1250	10	ICC
<b>Type SJT</b>												
<b>531F</b>	6' 7"	2	18	0.82	41/34	41 x 0.16	B	0.317	8.05	1250	10	ICC
<b>532F</b>	9' 10"	3	18	0.82	41/34	41 x 0.16	B	0.317	8.05	1250	10	ICC
<b>536F</b>	9' 10"	3	14	2.08	41/30	41 x 0.25	C	0.400	10.16	1875	15	ICC

\*Drain Wire:

A = 22 AWG (mm<sup>2</sup>), 7/30 (7 x 0.25 mm) stranding.

B = 18 AWG (0.82 mm<sup>2</sup>), 41/34 (41 x 0.16 mm) stranding.

C = 14 AWG (2.08 mm<sup>2</sup>), 41/30 (41 x 0.25 mm) stranding.



# Manhattan™ Cordsets

## 125 V Detachable Power Supply Cords 3-Conductor

### Unshielded, Right Angle, Type SJT

Part No.		Cord Length		Wire Size		Stranding		Nominal Diameter		Power Rating		Color Code
25 pc	100 pc	Ft	m	AWG	mm <sup>2</sup>	AWG	mm	Inch	mm	Watts	Amps	
<b>537</b>	<b>537B</b>	6' 7"	2	18	0.82	41/34	41 x 0.16	0.330	8.38	1250	10	ICC
<b>538</b>		9' 10"	3	18	0.82	41/34	41 x 0.16	0.330	8.38	1250	10	ICC
<b>540</b>	—	9' 10"	3	16	1.32	65/34	65 x 0.16	0.331	8.41	1625	13	ICC

### Shielded, Right Angle, Type SVT

Part No.	Cord Length		Wire Size		Stranding		Drain Wire*	Nominal Diameter		Power Rating		Color Code
	Ft	m	AWG	mm <sup>2</sup>	AWG	mm		Inch	mm	Watts	Amps	
<b>550F</b>	9' 10"	3	18	0.82	41/34	41 x 0.16	A	0.260	6.60	1250	10	ICC

\*Drain Wire:

A = 22 AWG (mm<sup>2</sup>), 7/30 (7 x 0.25 mm) stranding.



### Unshielded, Straight, Type SVT

Part No.	Cord Length		Wire Size		Stranding		Nominal Diameter		Power Rating		Color Code
	Ft	m	AWG	mm <sup>2</sup>	AWG	mm	Inch	mm	Watts	Amps	
<b>543*</b>	7' 5"	2.3	18	0.82	41/34	41 x 0.16	0.240	6.09	1250	7	ICC

\*Also available with slate jacket.



# Manhattan™ Cordsets

## 125 V Medical-Grade Power Supply Cordsets 3-Conductor

### SJT

UL 62 and 817

CSA C22.2 No. 21 and 49

CSA FT2

### Operating Temperature

- 20°C to +60°C

### Conductor Color Coding

- Black, white, green

### Materials

- Stranded bare copper conductors
- PVC insulation
- Black or slate PVC jacket

### Availability

25-piece packages  
(Minimums may apply)



Leads: Jacket Stripped 2" (50 mm). Leads Stripped 5/8" (16 mm)

Part No.	Cord Length		Wire Size		Stranding		Nominal Diameter		Power Ratings		Colors	
	Ft	m	AWG	mm <sup>2</sup>	AWG	mm	Inch	mm	Watts	Amps	Jacket	Plug
801	10' 0"	3.0	18	1.20	43/34	43 x 0.16	0.31	7.8	1250	10	Black	Clear
802	10' 0"	3.0	18	1.20	43/34	43 x 0.16	0.31	7.8	1250	10	Slate	Slate



Part No.	Cord Length		Wire Size		Stranding		Nominal Diameter		Power Ratings		Colors		
	Ft	m	AWG	mm <sup>2</sup>	AWG	mm	Inch	mm	Watts	Amps	Jacket	Plug	Recept.
820	10' 0"	3.0	18	1.20	43/34	43 x 0.16	0.31	7.8	1250	10	Black	Clear	Black
821	10' 0"	3.0	18	1.20	43/34	43 x 0.16	0.31	7.8	1250	10	Slate	Slate	Slate
822	10' 0"	3.0	18	1.20	43/34	43 x 0.16	0.31	7.8	1250	10	Slate	Clear	Clear
830	10' 0"	3.0	16	1.50	68/34	68 x 0.16	0.33	8.5	1625	13	Black	Clear	Black
831	10' 0"	3.0	16	1.50	68/34	68 x 0.16	0.33	8.5	1625	13	Slate	Slate	Slate
832	10' 0"	3.0	16	1.50	68/34	68 x 0.16	0.33	8.5	1625	13	Slate	Clear	Clear



# Manhattan™ Cordsets

## 250 V Internationally Approved Power Supply Cordsets



**CE**  
**ENEC-11**  
**T-Mark**  
**JET**  
**UL**  
**CSA**  
**C-Tick**

**Operating Temperature**

- -15°C to +70°C

**Conductor Color Coding**

- Blue, brown, yellow/green

**Materials**

- Stranded bare copper conductors
- PVC insulation
- Black PVC jacket

**Availability**

25-piece packages  
 (Minimums may apply)



**2-Conductor Unshielded. Cordage Type HO3VVH2F2XO.75**

Part No.	Cord Length		Wire Size		Stranding		Nominal Diameter		Power Rating	
	Ft	m	AWG	mm <sup>2</sup>	AWG	mm	Inch	mm	Watts	Amps
<b>952</b>	5' 6"	1.7	18	0.75	23/32	23 x 0.20	0.133 x 0.22	4.00 x 5.60	625	2.5



**3-Conductor Unshielded. Cordage Type HO5VVF3G1.00**

Part No.	Cord Length		Wire Size		Stranding		Nominal Diameter		Power Rating	
	Ft	m	AWG	mm <sup>2</sup>	AWG	mm	Inch	mm	Watts	Amps
<b>953</b>	8' 2"	2.5	16	1.00	31/32	31 x 0.20	0.268	6.81	2500	2.5



**3-Conductor Unshielded. Cordage Type HARSJT3X18AWG**

Part No.	Cord Length		Wire Size		Stranding		Nominal Diameter		Power Rating	
	Ft	m	AWG	mm <sup>2</sup>	AWG	mm	Inch	mm	Watts	Amps
<b>953</b>	8' 2"	2.5	18	1.00	56/34	56 x 0.15	0.314	8.0	2500	10



# Manhattan™ Cordsets

## 250 V Power Supply Cords, 3-Conductor Australia

### SAA

#### Operating Temperature

- -15°C to +70°C

#### Conductor Color Coding

- Blue, brown, yellow/green

### Materials

- Stranded bare copper conductors
- PVC insulation
- Black PVC jacket
- Cord Type: HO5VVF3G1.00

### Availability

25-piece packages  
(Minimums may apply)



Part No.	Cord Length		Wire Size		Stranding		Nominal Diameter		Power Rating	
	Ft	m	AWG	mm <sup>2</sup>	AWG	Mm	Inch	mm	Watts	Amps
<b>910</b>	8.2	2.5	16	1.00	31/32	31 x 0.20	0.270	6.80	2500	10



Leads: Jacket Stripped 30 mm (1.2"). Leads Stripped 6 mm (0.24")

Part No.	Cord Length		Wire Size		Stranding		Nominal Diameter		Power Rating	
	Ft	m	AWG	mm <sup>2</sup>	AWG	Mm	Inch	mm	Watts	Amps
<b>911</b>	8.2	2.5	16	1.00	31/32	31 x 0.20	0.270	6.80	2500	10



# Manhattan™ Cordsets

## 300 V and 600 V Conductor Cordage CPE



**SVO, SJOW, SOOW**  
**UL 62**  
**CSA C22.2 No. 49**  
**CSA FT2**

### Operating Temperature

- 40°C to +90°C

### Conductor Color Coding

- Black, white (2 conductors)
- Black, white, green (3 conductors)
- Black, white, green, red (4 conductors)

### Materials

- Stranded bare copper conductors
- Rubber insulation
- Black chlorinated polyethylene (CPE) jacket

### Availability

250 ft (76.2 m)  
(Minimums may apply)

### CPE Jacket, 2-Conductor Cords, Types SVO, SJOW, and SOOW

Part No.	Wire Size		Stranding		Insulation Thickness		Jacket Thickness		Cable Dimension	
	AWG	mm <sup>2</sup>	AWG	Mm	Inch	mm	Inch	mm	Inch	mm
<b>Type SVO, 300 V</b>										
<b>1931</b>	18	0.82	41/34	41 x 0.16	0.017	0.43	0.034	0.86	0.236	5.99
<b>Type SJOW, 300 V</b>										
<b>1932</b>	18	0.81	16/30	16 x 0.25	0.032	0.81	0.034	0.86	0.294	7.47
<b>1933</b>	16	1.32	26/30	26 x 0.25	0.032	0.81	0.034	0.86	0.320	8.13
<b>Type SOOW, 600 V</b>										
<b>1934</b>	18	0.81	16/30	16 x 0.25	0.031	0.79	0.065	1.65	0.356	9.04
<b>1935</b>	16	1.32	26/30	26 x 0.25	0.031	0.79	0.065	1.65	0.382	9.70
<b>1936</b>	14	2.08	41/30	41 x 0.25	0.048	1.22	0.085	2.16	0.516	13.11
<b>1937</b>	12	3.29	65/30	65 x 0.25	0.050	1.27	0.100	2.54	0.592	15.04

### CPE Jacket, 3-Conductor Cords, Types SJOW and SOOW

Part No.	Wire Size		Stranding		Insulation Thickness		Jacket Thickness		Cable Dimension	
	AWG	mm <sup>2</sup>	AWG	mm	Inch	mm	Inch	mm	Inch	mm
<b>Type SJOW, 300 V</b>										
<b>1932/3</b>	18	0.81	16/30	16 x 0.25	0.032	0.81	0.034	0.86	0.330	7.85
<b>1933/3</b>	16	1.32	26/30	26 x 0.25	0.032	0.81	0.034	0.86	0.358	8.64
<b>Type SOOW, 600 V</b>										
<b>1934/3</b>	18	0.81	16/30	16 x 0.25	0.031	0.79	0.065	1.65	0.373	9.47
<b>1935/3</b>	16	1.32	26/30	26 x 0.25	0.031	0.79	0.065	1.65	0.401	10.19
<b>1936/3</b>	14	1.08	41/30	41 x 0.25	0.048	1.22	0.085	2.16	0.543	13.79
<b>1937/3</b>	12	3.29	65/30	65 x 0.25	0.050	1.27	0.100	2.54	0.623	15.82
<b>1938/3</b>	10	5.32	105/30	105 x 0.25	0.050	1.27	0.100	2.54	0.642	16.31

### CPE Jacket, 4-Conductor Cords, Type SOOW, 600 V

Part No.	Wire Size		Stranding		Insulation Thickness		Jacket Thickness		Cable Dimension	
	AWG	mm <sup>2</sup>	AWG	mm	Inch	mm	Inch	mm	Inch	mm
<b>1934/4</b>	18	0.81	16/30	16 x 0.25	0.031	0.79	0.065	1.65	0.400	10.16
<b>1935/4</b>	16	1.32	26/30	26 x 0.25	0.031	0.79	0.065	1.65	0.437	11.10
<b>1936/4</b>	14	2.08	41/30	41 x 0.25	0.048	1.22	0.085	2.16	0.589	14.96
<b>1937/4</b>	12	3.29	65/30	65 x 0.25	0.050	1.27	0.100	2.54	0.674	17.12
<b>1938/4</b>	10	5.32	105/30	105 x 0.25	0.050	1.27	0.100	2.54	0.735	18.67



# Manhattan™ Cordsets

## 300 V 3-Conductor Cordage PVC



**SJT, SVT**  
**UL 62**  
**CSA C22.2 No. 49**

### Operating Temperature

- -30°C to +105°C

### Conductor Color Coding

- Black, white, green/yellow (NEC)
- Blue, brown, green/yellow (IEC 60446)

### Materials

- Stranded bare copper conductors
- PVC insulation
- Aluminum/polyester foil shield  
Foil facing inward  
Tinned copper drain wire one even AWG size smaller than conductor
- Black or slate PVC jacket

### Availability

250 ft (76.2 m)  
(Minimums may apply)

### 3-Conductor Cords (Unshielded)

Part No.	Wire Size		Stranding		Insulation Thickness		Jacket Thickness		Cable Dimension		Color Code
	AWG	mm <sup>2</sup>	AWG	mm	Inch	mm	Inch	mm	Inch	mm	
<b>Type SJT</b>											
<b>1952/3T</b>	18	0.82	41/34	41 x 0.16	0.032	0.81	0.032	0.81	0.309	7.85	NEC
<b>1953/3T</b>	16	1.32	65/34	65 x 0.16	0.032	0.81	0.032	0.81	0.335	8.51	NEC
<b>Type SVT</b>											
<b>1951/3T</b>	18	0.82	41/34	41 x 0.16	0.016	0.41	0.032	0.81	0.241	6.12	NEC
<b>Type SJT</b>											
<b>1941/3*</b>	18	0.82	41/34	41 x 0.16	0.032	0.81	0.032	0.81	0.310	7.87	IEC
<b>1942/3*</b>	16	1.32	65/34	65 x 0.16	0.032	0.81	0.032	0.81	0.336	8.53	IEC
<b>1943/3*</b>	14	2.08	41/30	41 x 0.25	0.032	0.81	0.032	0.81	0.368	9.35	IEC

\*Black jacket only.

### 3-Conductor Cords (Foil Shield)

Part No.	Wire Size		Stranding		Insulation Thickness		Jacket Thickness		Cable Dimension		Color Code
	AWG	mm <sup>2</sup>	AWG	mm	Inch	mm	Inch	mm	Inch	mm	
<b>Type SJT</b>											
<b>1941/3F*</b>	18	0.82	41/34	41 x 0.16	0.032	0.81	0.032	0.81	0.314	7.98	IEC
<b>1942/3F*</b>	16	1.32	65/34	65 x 0.16	0.032	0.81	0.032	0.81	0.340	8.64	IEC
<b>1943/3F*</b>	14	2.08	41/30	41 x 0.25	0.032	0.81	0.032	0.81	0.372	9.45	IEC

\*Black jacket only.



# Manhattan™ Cordsets

## 300 V 3-Conductor Cordage

### Rubber



**SJ, SV**  
**UL 62**  
**CSA C22.2 No. 49**

**Operating Temperature**

- -30°C to +90°C

**Conductor Color Coding**

- Black, white, green

**Materials**

- Stranded bare copper conductors
- Rubber insulation
- Black chlorinated polyethylene jacket

**Availability**

250 ft (76.2 m)  
 (Minimums may apply)

**3-Conductor Cords (Unshielded)**

Part No.	Wire Size		Stranding		Insulation Thickness		Jacket Thickness		Cable Dimension	
	AWG	mm <sup>2</sup>	AWG	mm	Inch	mm	Inch	mm	Inch	mm
<b>Type SJ</b>										
<b>1952/3</b>	18	0.81	16/30	16 x 0.25	0.032	0.81	0.034	0.86	0.309	7.85
<b>1953/3</b>	16	1.32	26/30	26 x 0.25	0.032	0.81	0.034	0.86	0.340	8.64
<b>Type SV</b>										
<b>1951/3</b>	18	0.82	41/34	41 x 0.16	0.017	0.43	0.036	0.91	0.256	6.50



# Manhattan™ Cordsets

## 300 V Retractable Communications Cords



### UL AWM 2464

#### Operating Temperature

- -20°C to +80°C

#### Conductor Color Coding

- See table

#### Materials

- Stranded tinned copper conductors
- Polypropylene insulation
- Black PVC Jacket

#### Availability

1-piece packages  
(Minimums may apply)

Unshielded, 1 A  
Cord Length: 1 ft (0.30 m) Retracted, 5 ft (1.5 m) Extended

#### 23 AWG (0.27 mm<sup>2</sup>)

Stranding: 21/36 (21 x 0.13 mm)  
Insulation thickness: 0.012 (0.30 mm)  
Lead length, each end: 12" (304 mm)

Part No.	Conductors	Coil Diameter		Jacket Diameter	
		Inch	mm	Inch	mm
702R	2	0.688	17.48	0.190	4.83
703R	3	0.688	17.48	0.200	5.08
704R	4	0.750	19.05	0.220	5.59
705R	5	0.875	22.23	0.230	5.84
706R	6	0.875	22.23	0.230	5.84
707R	7	0.875	22.23	0.250	6.35

Unshielded, 1 A  
Cord Length: 2 ft (0.61 m) Retracted, 10 ft (3.0 m) Extended

#### 23 AWG (0.27 mm<sup>2</sup>)

Stranding: 21/36 (21 x 0.13 mm)  
Insulation thickness: 0.012 (0.30 mm)  
Lead length, each end: 6" (152 mm)

Part No.	Conductors	Coil Diameter		Jacket Diameter	
		Inch	mm	Inch	mm
702/2R	2	0.625	15.88	0.180	4.57
703/2R	3	0.688	17.48	0.190	4.83
704/2R	4	0.688	17.48	0.200	5.08
705/2R	5	0.750	19.05	0.215	5.46
706/2R	6	0.875	22.23	0.230	5.84
707/2R	7	0.875	22.23	0.230	5.84

Unshielded, 1 A  
Cord Length: 3 ft (0.91 m) Retracted, 15 ft (4.5 m) Extended

#### 23 AWG (0.27 mm<sup>2</sup>)

Stranding: 21/36 (21 x 0.13 mm)  
Insulation thickness: 0.012 (0.30 mm)  
Lead length, each end: 6" (152 mm)

Part No.	Conductors	Coil Diameter		Jacket Diameter	
		Inch	mm	Inch	mm
704/3R	4	0.688	17.48	0.200	5.08
705/3R	5	0.750	19.05	0.210	5.33
706/3R	6	0.875	22.23	0.230	5.84
707/3R	7	0.875	22.23	0.230	5.84



# Manhattan™ Cordsets

## 300 V Retractable Communications Cords



### UL AWM 2464

#### Operating Temperature

- -20°C to +80°C

#### Conductor Color Coding

- See table

#### Materials

- Stranded tinned copper conductors
- Polypropylene insulation
- Black PVC Jacket

#### Availability

1-piece packages  
(Minimums may apply)

Unshielded, 1 A  
Cord Length: 4 ft (1.2 m) Retracted, 20 ft (6.1 m) Extended

#### 23 AWG (0.27 mm<sup>2</sup>)

Stranding: 21/36 (21 x 0.13 mm)  
Insulation thickness: 0.012 (0.30 mm)  
Lead length, each end: 6" (152 mm)

Part No.	Conductors	Coil Diameter		Jacket Diameter	
		Inch	mm	Inch	mm
703/4R	3	0.688	17.48	0.190	4.83
704/4R	4	0.688	17.48	0.200	5.08
705/4R	5	0.750	19.05	0.220	5.59
706/4R	6	0.875	22.23	0.230	5.84
707/4R	7	0.875	22.23	0.230	5.84
708/4R	8	0.875	22.23	0.250	6.35
710/4R	10	0.938	23.83	0.280	7.11
712/4R	12	1.000	25.40	0.290	7.37
715/4R	15	1.063	27.00	0.310	7.87

Shielded: Spiral Wrapped Tinned Copper, 1A  
Cord Length: 2 ft (0.61 m) Retracted, 10 ft (3.0 m) Extended

#### 23 AWG (0.27 mm<sup>2</sup>)

Stranding: 21/36 (21 x 0.13 mm)  
Insulation thickness: 0.012 (0.30 mm)  
Lead length, each end: 6" (152 mm)

Part No.	Conductors	Coil Diameter		Cord Diameter		Shielding
		Inch	mm	Inch	mm	
722/2R	2	0.750	19.05	0.210	5.33	Individual conductors
723/2R	3	0.750	19.05	0.200	5.08	2 unshielded 1 shielded

#### Conductor Color Coding

1 Black	6 Blue	11 Violet
2 White	7 Yellow	12 Tan
3 Red	8 Brown	13 White/Black
4 Green	9 Slate	14 Red/Black
5 Orange	10 Pink	15 Green/Black





# Manhattan™ Cordsets

## 300 V Retractable Communications Cords



**UL AWM 4182, 4194, 4195, 4196, 4197, 4198**

**Operating Temperature**

- -20°C to +60°C

**Conductor Color Coding**

- See table

**Materials**

- Stranded tinned copper conductors
- Rubber insulation
- Black neoprene jacket

**Availability**

1-piece packages  
(Minimums may apply)

Unshielded, 1 A  
Cord Length: 2 ft (0.61 m) Retracted, 10 ft (3.0 m) Extended

**23 AWG (0.27 mm²)**

Stranding: 21/36 (21 x 0.13 mm)  
Insulation thickness:  
Lead length, each end: 6" (152 mm)

Part No.	Conductors	Coil Diameter		Cord Diameter		AWM
		Inch	mm	Inch	mm	
680/2	2	0.750	19.05	0.220	5.59	4194
681/2	3	0.813	20.65	0.220	5.59	4195
682/2	4	0.938	23.83	0.250	6.35	4196
683/2	5	1.063	27.00	0.290	7.37	4197
684/2	6	1.125	28.58	0.310	7.87	4198
685/2	7	1.250	31.75	0.320	8.13	4182

Unshielded, 1 A  
Cord Length: 4 ft (1.2 m) Retracted, 20 ft (6.1 m) Extended

**23 AWG (0.27 mm²)**

Stranding: 21/36 (21 x 0.13 mm)  
Insulation thickness:  
Lead length, each end: 6" (152 mm)

Part No.	Conductors	Coil Diameter		Cord Diameter		AWM
		Inch	mm	Inch	mm	
680/4	2	0.743	18.87	0.215	5.46	4194
681/4	3	0.753	19.13	0.220	5.59	4195
682/4	4	0.875	22.23	0.250	6.35	4196
683/4	5	1.008	25.60	0.285	7.24	4197
684/4	6	1.110	28.19	0.305	7.75	4198
685/4	7	1.140	28.96	0.320	8.13	4182

**Conductor Color Coding**

1 Black	5 Blue
2 White	6 Yellow
3 Red	7 Brown
4 Green	



# Manhattan™ Cordsets

## 300 V Retractable Communications Cords



**SO, SVO, SJO**  
**UL 62**  
**CSA C22.2 No. 49**

**Operating Temperature**

- -20°C to +90°C

**Conductor Color Coding**

- 1 Black, 2 White, 3 Red, 4 Green

**Materials**

- Stranded bare copper conductors
- Rubber insulation
- Black rubber jacket

**Availability**

1-piece packages  
 (Minimums may apply)

**Types SV and SJO**

**Cord Length: 1 ft (0.30 m) Retracted, 5 ft (1.5 m) Extended**

**18 AWG (0.82 mm<sup>2</sup>)**

Stranding: 41/34 (41 x 0.16 mm)  
 Insulation thickness: 0.015 (0.38 mm)  
 Lead length, each end: 6" (152 mm)

Part No.	Conductors	Coil Diameter		Cord Diameter	
		Inch	mm	Inch	mm
<b>Type SVO</b>					
<b>725</b>	2	0.895	22.73	0.220	5.59
<b>Type SJO</b>					
<b>727</b>	3	1.263	32.08	0.33	9.4

**Type SVO**

**Cord Length: 2 ft (0.61 m) Retracted, 10 ft (3.0 m) Extended**

**18 AWG (0.82 mm<sup>2</sup>)**

Stranding: 41/34 (41 x 0.16 mm)  
 Insulation thickness: 0.015 (0.38 mm)  
 Lead length, each end: 6" (152 mm)

Part No.	Conductors	Coil Diameter		Cord Diameter	
		Inch	mm	Inch	mm
<b>760/2</b>	3	1.000	25.40	0.27	7.0

**Type SVO**

**Cord Length: 4 ft (1.2 m) Retracted, 20 ft (6.1 m) Extended**

**18 AWG (0.82 mm<sup>2</sup>)**

Stranding: 41/34 (41 x 0.16 mm)  
 Insulation thickness: 0.015 (0.38 mm)  
 Lead length, each end: 6" (152 mm)

Part No.	Conductors	Coil Diameter		Cord Diameter	
		Inch	mm	Inch	mm
<b>760/4</b>	3	1.000	25.40	0.27	7.0



# Manhattan™ Cordsets

## 300 V/600 V Retractable Communications Cords



**SO, SVO, SJO**  
**UL 62**  
**CSA C22.2 No. 49**

**Operating Temperature**

- -20°C to +90°C

**Conductor Color Coding**

- 1 Black, 2 White, 3 Red, 4 Green

**Materials**

- Stranded bare copper conductors
- Rubber insulation
- Black rubber jacket

**Availability**

1-piece packages  
 (Minimums may apply)

Type SJO, 300 V  
 Cord Length: 4 ft (1.2 m) Retracted, 20 ft (6.1 m) Extended

**16 AWG (1.31 mm<sup>2</sup>)**

Stranding: 65/34 (65 x 0.16 mm)  
 Insulation thickness: 0.030 (0.76 mm)  
 Lead length, each end: 6" (152 mm)

Part No.	Conductors	Coil Diameter		Cord Diameter	
		Inch	mm	Inch	mm
665/4	3	1.335	33.91	0.385	9.78

Type SO, 600 V  
 Cord Length: 2 ft (0.61 m) Retracted, 10 ft (3.0 m) Extended

**14 AWG (2.08 mm<sup>2</sup>)**

Stranding: 41/30 (41 x 0.25 mm)  
 Insulation thickness: 0.030 (0.76 mm)  
 Lead length, each end: 6" (152 mm)

Part No.	Conductors	Coil Diameter		Cord Diameter	
		Inch	mm	Inch	mm
674/2	4	2.055	52.20	0.610	15.49

Type SO, 600 V  
 Cord Length: 4 ft (1.2 m) Retracted, 20 ft (6.1 m) Extended

**14 AWG (2.08 mm<sup>2</sup>)**

Stranding: 41/30 (41 x 0.25 mm)  
 Insulation thickness: 0.030 (0.76 mm)  
 Lead length, each end: 6" (152 mm)

Part No.	Conductors	Coil Diameter		Cord Diameter	
		Inch	mm	Inch	mm
674/4	4	2.055	52.20	0.610	15.49



# Manhattan™ Cordsets

## 300 V Retractable Power Cords



**SVO, SJO**  
**UL 62 and 817**

**Operating Temperature**

- -20°C to +60°C

**Conductor Color Coding**

- 1 Black, 2 White, 3 Green or Green/Yellow

**Materials**

- Stranded bare copper conductors
- Rubber insulation
- Black neoprene jacket
- Molded NEMA 5-15P male plug, one end

**Availability**

1-piece packages  
(Minimums may apply)

**Type SVO and SJO**  
Cord Length: 1 ft (0.30 m) Retracted, 5 ft (1.5 m) Extended

**18 AWG (0.82 mm<sup>2</sup>)**

Stranding: 41/34 (41 x 0.16 mm)  
Insulation thickness: 0.015 (0.38 mm)  
Jacket stripped 1.5" (38.1 mm); insulation stripped 0.5" (12.7 mm)

Part No.	Conductors	Coil Diameter		Cord Diameter		Power Rating	
		Inch	mm	Inch	mm	Watts	Amps
<b>Type SVO</b>							
<b>654</b>	2	0.875	22.23	0.240	6.10	1250	10
<b>Type SJO</b>							
<b>656</b>	3	1.375	34.93	0.330	8.38	1250	10

**Type SJO**  
Cord Length: 2 ft (0.61 m) Retracted, 10 ft (3.0 m) Extended

**16 AWG (1.31 mm<sup>2</sup>)**

Stranding: 65/34 (65 x 0.16 mm)  
Insulation thickness: 0.015 (0.38 mm)  
Jacket stripped 1.5" (38.1 mm); insulation stripped 0.5" (12.7 mm)

Part No.	Conductors	Coil Diameter		Cord Diameter		Power Rating	
		Inch	mm	Inch	mm	Watts	Amps
<b>659</b>	3	1.333	33.86	0.350	8.89	1625	13



# Manhattan™ Cordsets

## 30 V Miniature Retractable Communications Cords



### UL AWM 20013

#### Operating Temperature

- -20°C to +60°C

#### Conductor Color Coding

- 1 Black, 2 White, 3 Red, 4 Green

#### Materials

- Stranded tinned copper conductors
- PVC insulation
- Black PVC Jacket

#### Availability

1-piece packages

Cord length: 2 ft (0.61 m) retracted, 10 ft (3.0 m) extended

### 28 AWG (0.09 mm<sup>2</sup>)

Stranding: 19/40 (19 x 0.08 mm)  
 Insulation thickness: 0.012 (0.30 mm)  
 Lead length, each end: 6 (152 mm)

Part No.	Conductors	Coil Diameter		Cord Diameter	
		Inch	mm	Inch	mm
651	2	0.471	11.96	0.135	3.43
652	4	0.592	15.04	0.150	3.81



# Manhattan™ Cordsets

## 5000 V Retractable Test Lead Wire



### Operating Temperature

- -30°C to +60°C

### Conductor Color Coding

- Black or red

### Materials

- Stranded tinned copper conductors
- Rubber insulation
- Black jacket

### Availability

1-piece packages  
(Minimums may apply)

### 20 AWG (0.53 mm<sup>2</sup>)

Stranding: 41/36 (41 x 0.13 mm)  
Insulation thickness: 0.050 (1.52 mm)  
Jacket stripped 1.5" (38.1 mm); insulation stripped 0.50" (12.7 mm)

Part No.	Conductors	Coil Diameter		Cord Diameter		Power Rating	
		Inch	mm	Inch	mm	Watts	Amps
650*	1	0.580	14.73	0.165	4.19	1250	10

\*Not UL Listed



# Manhattan™ Cordsets

## 2000 V Portable Power Cable



**Type W**  
**ICEA Accepted**  
**NEMA Accepted**

**Operating Temperature**  
 • -30°C to +90°C

**Conductor Color Coding**  
 • See tables

**Materials**

- Stranded bare copper conductors
- Thermoset insulation
- Black chlorinated polyethylene (CPE) jacket

**Availability**

Cut to specific length  
 (Minimums may apply)

**1-Conductor Cable**

Part No.	Wire Size		Stranding		Insulation Thickness		Jacket Thickness		Nominal Diameter		Current-Carrying Capacity*
	AWG	mm <sup>2</sup>	AWG	mm	Inch	mm	Inch	mm	Inch	mm	Amps
<b>7431</b>	6	13.57	133/27	133 x 0.36	0.063	1.60	0.080	2.03	0.510	12.95	85
<b>7432</b>	4	21.55	133/25	133 x 0.45	0.063	1.60	0.080	2.03	0.570	14.48	110
<b>7434</b>	2	34.45	133/23	133 x 0.57	0.063	1.60	0.080	2.03	0.660	16.76	150
<b>7436</b>	1/0	53.1	259/24	259 x 0.51	0.078	1.98	0.080	2.03	0.770	19.56	200
<b>7437</b>	2/0	67.08	259/23	259 x 0.57	0.078	1.98	0.080	2.03	0.820	20.83	235
<b>7439</b>	4/0	107	259/21	259 x 0.72	0.078	1.98	0.080	2.03	0.930	23.62	315

Conductor color coding: black.  
 \*Single conductor at 40°C ambient.

**2-Conductor Cable**

Part No.	Wire Size		Stranding		Insulation Thickness		Jacket Thickness		Nominal Diameter		Current-Carrying Capacity*
	AWG	mm <sup>2</sup>	AWG	mm	Inch	mm	Inch	mm	Inch	mm	Amps
<b>7680</b>	8	8.61	133/29	133 x 0.28	0.063	1.60	0.095	2.41	0.810	20.57	50
<b>7681</b>	6	13.57	133/27	133 x 0.36	0.063	1.60	0.095	2.41	0.930	23.62	65
<b>7682</b>	4	21.55	133/25	133 x 0.45	0.063	1.60	0.110	2.79	1.080	27.43	90
<b>7684</b>	2	34.45	133/23	133 x 0.57	0.063	1.60	0.140	3.56	1.270	32.26	125

Conductor color coding: black, white.  
 \*Single conductor at 40°C ambient.

**3-Conductor Cable**

Part No.	Wire Size		Stranding		Insulation Thickness		Jacket Thickness		Nominal Diameter		Current-Carrying Capacity*
	AWG	mm <sup>2</sup>	AWG	mm	Inch	mm	Inch	mm	Inch	mm	Amps
<b>7700</b>	8	8.61	133/29	133 x 0.28	0.063	1.60	0.140	3.56	0.910	23.11	50
<b>7701</b>	6	13.57	133/27	133 x 0.36	0.063	1.60	0.140	3.56	1.010	25.65	65
<b>7702</b>	4	21.6	133/25	133 x 0.45	0.063	1.60	0.140	3.56	1.170	29.72	85

Conductor color coding: black, white, green.  
 \*Single conductor at 40°C ambient.



# Manhattan™ Cordsets

## 2000 V Portable Power Cable



**Type W**  
**ICEA Accepted**  
**NEMA Accepted**

**Operating Temperature**  
 • -30°C to +90°C

**Conductor Color Coding**  
 • See tables

**Materials**

- Stranded bare copper conductors
- Thermoset insulation
- Black chlorinated polyethylene (CPE) jacket

**Availability**

Cut to specific length  
 (Minimums may apply)

**4-Conductor Cable**

Part No.	Wire Size		Stranding		Insulation Thickness		Jacket Thickness		Nominal Diameter		Current-Carrying Capacity*
	AWG	mm <sup>2</sup>	AWG	mm	Inch	mm	Inch	mm	Inch	mm	Amps
<b>7800</b>	8	8.61	133/29	133 x 0.28	0.063	1.60	0.110	2.79	0.990	25.15	40
<b>7801</b>	6	13.57	133/27	133 x 0.36	0.063	1.60	0.110	2.79	1.010	25.65	50

Conductor color coding: black, white, green, red.  
 \*Single conductor at 40°C ambient.

**4-Conductor Cable with Ground**

Part No.	Wire Size		Stranding		Insulation Thickness		Nominal Diameter		Current-Carrying Capacity*	Ground Wire**	
	AWG	mm <sup>2</sup>	AWG	mm	Inch	mm	Inch	mm	Amps	AWG	mm <sup>2</sup>
<b>7760</b>	8	8.61	133/29	133 x 0.28	0.063	1.60	0.990	25.15	55	12	3.08
<b>7761</b>	6	13.6	133/0.0140	133 x 0.36	0.063	1.60	1.100	27.94	55	12	3.08
<b>7762</b>	4	21.6	133/0.0177	133 x 0.45	0.063	1.60	1.270	32.26	75	10	5.32
<b>7764</b>	2	34.4	133/0.0223	133 x 0.57	0.063	1.60	1.480	37.59	100	9	7.00
<b>7765</b>	1	42.4	133/0.0251	133 x 0.64	0.078	1.98	1.680	42.67	110	8	8.63
<b>7766</b>	1/0	53.0	259/24	259 x 0.51	0.078	1.98	1.790	45.47	130	7	10.5

Conductor color coding: black, white, red, orange.  
 \*Single conductor at 40°C ambient.  
 \*\*Ground wire is stranded bare copper with insulation.





# Manhattan™ Thermocouple Cable

## Temperature Measurement and Control

The measurement of temperature is one of the most vital functions in the control of manufacturing and processing operations. As demands for greater quality, reliability, and economy increase, the demands for more precise measurement and control increase. Newer and more sophisticated electronic circuitry is employed creating stringent demands on the wire and cable used to sense and transmit temperature measurements. To meet these ever-increasing demands, Alpha has a full line of thermocouple-grade wire and thermocouple extension wire and cable.

## The Thermocouple

At the heart of all temperature measurements is the thermocouple. Although involving very complex design parameters, the fundamental concept of all thermocouples is the same. Two wires of dissimilar metal are joined together at one end. An increase in temperature creates an electromotive force (EMF) or signal, which is transmitted through these wires to a monitoring device which “reads” this signal and displays it on a previously calibrated meter or digital device.

The monitoring device is usually at a location some distance away from the actual thermocouple. To connect the thermocouple to the monitor requires wire or cable (for multiple thermocouple installations) that will maintain the integrity of the temperature-EMF

signal generated by the primary wires in the thermocouple.

## Conductor Materials

The range and accuracy of temperature measurement are dependent on the conductor materials employed. Pairs of various metal alloys will react differently with changes in temperature.

The following tables give the temperature range and tolerances for the most popular alloy combinations. All Alpha thermocouple wire and cable is tested and calibrated to the standard limits of error as indicated. Where situations require closer tolerances, wire and cable calibrated to the special error limits is available under special order.

### Limits of Error for Thermocouple Grade

ANSI Type	Material	Temperature Range (°C)	Standard Limits (±)	Special Limits (±)
J	Iron/Constantan	0 to 277	2.22°C	1.11°C
		277 to 760	0.75%	0.375%
K	Chromel/Alumel	0 to 277	2.22°C	1.11°C
		277 to 1260	0.75%	0.375%
T	Copper/Constantan	-184 to -101	—	1%
		-101 to -59	2%	1%
		-59 to 93	0.83°C	0.42°C
		93 to 371	0.75%	0.375%
E	Chromel/Constantan	0 to 316	1.67°C	1.25°C
		316 to 871	0.5%	0.375%
R	Platinum 13% Rhodium/ Platinum	0 to 538	1.39°C	—
		538 to 1482	0.25%	—
S	Platinum 10% Rhodium/ Platinum	0 to 538	1.39°C	—
		538 to 1482	0.25%	—

# Manhattan™ Thermocouple Cable

## Limits of Error for Thermocouple Extension Wire

ANSI Type	Material	Temperature Range (°C)	Standard Limits (±)	Special Limits (±)
JX	Iron/Constantan	-18 to 204	2.22°C	1.11°C
KX	Chromel/Alumel	-18 to 204	2.22°C	1.11°C
TX	Copper/Constantan	-59 to 93	0.83°C	0.42°C
EX	Chromel/Constantan	-18 to 204	2.22°C	1.11°C
RSX	Copper/Copper Alloy 11	24 to 204	6.67°C	—

## Insulation and Jacket Material Properties

Material	Temperature (°C)		Mechanical			Chemical Resistance			
	Continuous	Intermittent	Flame	Abrasion	Flexibility	Solvents	Acids	Bases	Moisture
PVC	105	—	G	G	G	F	G	G	G
FEP	200	—	E	E	G	E	E	E	E
TFE Tape	260	—	E	E	E	E	E	E	E
Glass Braid	510	650	E	F/G	G	E	E	E	F/G
High-Temp Glass Braid	700	870	E	F/G	G	E	E	E	F/G

E = Excellent, G = Good, F = Fair

## ISA/ANSI Thermocouple Color Coding

ANSI Type	Positive Wire		Negative Wire		Jacket Color		
	Material	Insul. Color	Material	Insul. Color	Grade	Tracer	Extension
J, JX	Iron	White	Constantan	Red	Brown	Black	Black
K, KX	Chromel	Yellow	Alumel	Red	Brown	Yellow	Yellow
T, TX	Copper	Blue	Constantan	Red	Brown	Blue	Blue
E, EX	Chromel	Violet	Constantan	Red	Brown	Violet	Violet
RX, SX	Copper	Black	Alloy 11	Red	—	—	Green

# Manhattan™ Thermocouple Grade Wire



## ISA MC 96.1

### Operating Temperature

- -20°C to +510°C

### Conductor Color Coding

- ISA color-coded insulation and jacket

### Materials

- Solid or stranded alloy wire
- Braided fiberglass or FEP insulation
- Braided fiberglass or FEP jacket

### Availability

100 ft (30.5 m)  
500 ft (152 m)  
1000 ft (305 m)  
Bulk, cut to length  
(Minimums may apply)

### Duplex Parallel: Glass Braid Insulation, Glass Braid Jacket

Part No.	Conductor Size		Outer Dimension	
	AWG	mm <sup>2</sup>	Inch	mm
<b>Type J: Iron/Constantan</b>				
<b>5769/1</b>	30	0.05	0.030 x 0.048	0.76 x 1.22
<b>5766</b>	24	0.20	0.040 x 0.068	1.02 x 1.73
<b>5767H*</b>	24	0.20	0.064 x 0.102	1.63 x 2.59
<b>5763H*</b>	20	0.51	0.084 x 0.142	2.13 x 3.61
<b>5762S**</b>	20	0.56	0.090 x 0.154	2.29 x 3.91
<b>M9180012</b>	20	0.51	0.060 x 0.106	1.53 x 2.69
<b>Type K: Chromel/Alumel</b>				
<b>5776</b>	24	0.20	0.040 x 0.068	1.02 x 1.73
<b>5772S**</b>	20	0.56	0.060 x 0.108	1.53 x 2.74
<b>5773H*</b>	20	0.51	0.084 x 0.142	2.13 x 3.61
<b>M9180013</b>	20	0.51	0.060 x 0.106	1.53 x 2.69
<b>Type T: Copper/Constantan</b>				
<b>M9180014</b>	20	0.51	0.060 x 0.106	1.53 x 2.69

\*High temperature

\*\*7/28 (7 x 0.32 mm) stranding

### Duplex Parallel: FEP Insulation, FEP Jacket

Part No.	Conductor Size		Outer Dimension	
	AWG	mm <sup>2</sup>	Inch	mm
<b>Type J: Iron/Constantan</b>				
<b>M9160012</b>	20	0.5	0.072 x 0.124	1.83 x 3.15
<b>Type K: Chromel/Alumel</b>				
<b>M9160013</b>	20	0.5	0.072 x 0.124	1.83 x 3.15
<b>Type T: Copper/Constantan</b>				
<b>M9160014</b>	20	0.5	0.072 x 0.124	1.83 x 3.15



# Manhattan™ Thermocouple Extension Wire

Duplex Parallel, Unshielded



## ISA MC 96.1

### Operating Temperature

- -20°C to +105°C

### Conductor Color Coding

- ISA color-coded insulation and jacket

### Materials

- Solid or stranded alloy wire
- PVC, glass braid, or FEP insulation
- PVC, glass braid, or FEP jacket

### Availability

100 ft (30.5 m)  
 500 ft (152 m)  
 1000 ft (305 m)  
 Bulk, cut to length  
 (Minimums may apply)

Part No.	Conductor Size		Outer Dimension	
	AWG	mm <sup>2</sup>	Inch	mm
<b>Type JX: Iron/Constantan</b>				
5716	20	0.51	0.092 x 0.154	2.34 x 3.91
5710	14	2.08	0.124 x 0.218	3.15 x 5.54
<b>Type KX: Chromel/Alumel</b>				
5724	20	0.51	0.092 x 0.154	2.34 x 3.91
5724S*	20	0.56	0.098 x 0.166	2.49 x 4.22
5721	16	1.31	0.111 x 0.192	2.82 x 4.88
<b>Type TX: Copper/Constantan</b>				
5731	20	0.51	0.092 x 0.154	2.34 x 3.91
5731S*	20	0.56	0.098 x 0.166	2.49 x 4.22
5730	16	1.31	0.111 x 0.192	2.82 x 4.88
<b>Type RSX: Copper/Copper Alloy 11</b>				
5740	16	1.31	0.111 x 0.192	2.82 x 4.88

\*7/28 (7 x 0.32 mm) stranding

### Glass Braid Insulation, Glass Braid Jacket

Part No.	Conductor Size		Outer Dimension	
	AWG	mm <sup>2</sup>	Inch	mm
<b>Type JX: Iron/Constantan</b>				
5714	16	1.31	0.085 x 0.150	2.16 x 3.81
<b>Type SX: Copper/Copper Alloy 11</b>				
5741H*	16	1.31	0.085 x 0.150	2.16 x 3.81

\*High temperature

### FEP Insulation, FEP Jacket

Part No.	Conductor Size		Outer Dimension	
	AWG	mm <sup>2</sup>	Inch	mm
<b>Type JX: Iron/Constantan</b>				
5715	16	1.31	0.087 x 0.154	2.21 x 3.91



# Manhattan™ Thermocouple Extension Wire

300 V, Single and Multipair, Unshielded and Foil Shield



**ISA MC 96.1**  
**UL PLTC, ITC**

### Operating Temperature

- -20°C to +105°C
- -80°C to +200°C (High-temperature versions)

### Conductor Color Coding

- ISA color-coded insulation and jacket

### Materials

- Solid alloy wire
- PVC or FEP insulation
- Aluminum/polyester shield, 25% overlap min.  
Foil facing inward
- Tinned copper drain wire
- PVC or FEP jacket

### Availability

100 ft (30.5 m)  
500 ft (152 m)  
1000 ft (305 m)  
Bulk, cut to length  
(Minimums may apply)

Unshielded Single Pair, PVC Insulation, PVC Jacket  
UL PLTC/ITC, 300 V, 105°C

Part No.	Conductor Size		Outer Dimension	
	AWG	mm <sup>2</sup>	Inch	mm
<b>Type EX: Chromel/Constantan</b>				
M9000011	20	0.51	0.205	5.21
M9006011	16	1.31	0.235	5.97
<b>Type JX: Iron/Constantan</b>				
M9000012	20	0.51	0.205	5.21
M9006012	16	1.31	0.235	5.97
<b>Type KX: Chromel/Alumel</b>				
M9000013	20	0.51	0.205	5.21
M9006013	16	1.31	0.235	5.97
<b>Type TX: Copper/Constantan</b>				
M9000014	20	0.51	0.205	5.21
M9006014	16	1.31	0.235	5.97

Foil Shielded Individual and Overall, Twisted Pairs, PVC Insulation, PVC Jacket  
UL PLTC/ITC, 300 V, 105°C

Part No.	Conductor Size		Pairs	Outer Dimension	
	AWG	mm <sup>2</sup>		Inch	mm
<b>Type EX: Chromel/Constantan</b>					
M9020011	20	0.51	1	0.205	5.21
M9240041	20	0.51	4	0.440	11.18
M9240081	20	0.51	8	0.550	13.97
M9240121	20	0.51	12	0.665	16.89
M9240241	20	0.51	24	0.875	22.23
M9026011	16	1.31	1	0.235	5.97
<b>Type JX: Iron/Constantan</b>					
M9020012	20	0.51	1	0.205	5.21
M9240042	20	0.51	4	0.440	11.18
M9240082	20	0.51	8	0.550	13.97
M9240122	20	0.51	12	0.665	16.89
M9240162	20	0.51	16	0.740	18.80
M9240242	20	0.51	24	0.875	22.23
M9240362	20	0.51	36	1.010	25.65
M9026012	16	1.31	1	0.235	5.97
<b>Type KX: Chromel/Alumel</b>					
M9020013	20	0.51	1	0.205	5.21
M9240043	20	0.51	4	0.440	11.18
M9240083	20	0.51	8	0.550	13.97
M9240123	20	0.51	12	0.665	16.89
M9240243	20	0.51	24	0.875	22.23
M9026013	16	1.31	1	0.235	5.97
<b>Type TX: Copper/Constantan</b>					
M9020014	20	0.51	1	0.205	5.21
M9240044	20	0.51	4	0.440	11.18
M9240084	20	0.51	8	0.550	13.97
M9240124	20	0.51	12	0.665	16.89
M9240244	20	0.51	24	0.875	22.23
M9026014	16	1.31	1	0.235	5.97



# Manhattan™ Thermocouple Extension Wire

300 V, Single and Multipair, Unshielded and Foil Shield



**ISA MC 96.1**  
**UL PLTC, ITC**

### Operating Temperature

- -20°C to +105°C
- -80°C to +200°C (High-temperature versions)

### Conductor Color Coding

- ISA color-coded insulation and jacket

### Materials

- Solid alloy wire
- PVC or FEP insulation
- Aluminum/polyester shield, 25% overlap min.  
Foil facing inward  
Tinned copper drain wire
- PVC or FEP jacket

### Availability

100 ft (30.5 m)  
500 ft (152 m)  
1000 ft (305 m)  
Bulk, cut to length  
(Minimums may apply)

**Foil Shielded Overall, Twisted Pairs, Solid Conductors, PVC Insulation, PVC Jacket**  
**UL PLTC, 300 V, 105°C**

Part No.	Conductor Size		Pairs	Outer Dimension	
	AWG	mm <sup>2</sup>		Inch	mm
<b>Type JX: Iron/Constantan</b>					
5711/2004	20	0.51	4	0.369	9.37
5711/2008	20	0.51	8	0.480	12.19
5711/2012	20	0.51	12	0.557	14.15
<b>Type KX: Chromel/Alumel</b>					
5712/2002	20	0.51	2	0.325	8.26
5712/2004	20	0.51	4	0.369	9.37
5712/2008	20	0.51	8	0.480	12.19
5712/2024	20	0.51	24	0.828	21.03
5712/2036	20	0.51	36	0.956	24.28
<b>Type TX: Copper/Constantan</b>					
5713/2004	20	0.51	4	0.369	9.37
5713/2012	20	0.51	12	0.557	14.15
5713/2024	20	0.51	24	0.828	21.03
<b>Type RSX: Copper/Copper Alloy</b>					
5714/1601	16	1.31	2	0.256	6.50

**Foil Shielded Twisted Pairs, FEP Insulation, FEP Jacket**  
**High Temperature: -80°C to 200°C**

Part No.	Conductor Size		Pairs	Outer Dimension	
	AWG	mm <sup>2</sup>		Inch	mm
<b>Type JX: Iron/Constantan</b>					
5717/2001	20	0.51	1	0.150	3.81
5717/1601	16	1.31	1	0.188	4.78
<b>Type KX: Chromel/Alumel</b>					
5718/2001	20	0.51	1	0.150	3.81
5718/1601	16	1.31	1	0.188	4.78



Компания «Океан Электроники» предлагает заключение долгосрочных отношений при поставках импортных электронных компонентов на взаимовыгодных условиях!

Наши преимущества:

- Поставка оригинальных импортных электронных компонентов напрямую с производств Америки, Европы и Азии, а так же с крупнейших складов мира;
- Широкая линейка поставок активных и пассивных импортных электронных компонентов (более 30 млн. наименований);
- Поставка сложных, дефицитных, либо снятых с производства позиций;
- Оперативные сроки поставки под заказ (от 5 рабочих дней);
- Экспресс доставка в любую точку России;
- Помощь Конструкторского Отдела и консультации квалифицированных инженеров;
- Техническая поддержка проекта, помощь в подборе аналогов, поставка прототипов;
- Поставка электронных компонентов под контролем ВП;
- Система менеджмента качества сертифицирована по Международному стандарту ISO 9001;
- При необходимости вся продукция военного и аэрокосмического назначения проходит испытания и сертификацию в лаборатории (по согласованию с заказчиком);
- Поставка специализированных компонентов военного и аэрокосмического уровня качества (Xilinx, Altera, Analog Devices, Intersil, Interpoint, Microsemi, Actel, Aeroflex, Peregrine, VPT, Syfer, Eurofarad, Texas Instruments, MS Kennedy, Miteq, Cobham, E2V, MA-COM, Hittite, Mini-Circuits, General Dynamics и др.);

Компания «Океан Электроники» является официальным дистрибьютором и эксклюзивным представителем в России одного из крупнейших производителей разъемов военного и аэрокосмического назначения «JONHON», а так же официальным дистрибьютором и эксклюзивным представителем в России производителя высокотехнологичных и надежных решений для передачи СВЧ сигналов «FORSTAR».



## JONHON

«JONHON» (основан в 1970 г.)

Разъемы специального, военного и аэрокосмического назначения:

(Применяются в военной, авиационной, аэрокосмической, морской, железнодорожной, горно- и нефтедобывающей отраслях промышленности)

«FORSTAR» (основан в 1998 г.)

ВЧ соединители, коаксиальные кабели, кабельные сборки и микроволновые компоненты:

(Применяются в телекоммуникациях гражданского и специального назначения, в средствах связи, РЛС, а так же военной, авиационной и аэрокосмической отраслях промышленности).



Телефон: 8 (812) 309-75-97 (многоканальный)

Факс: 8 (812) 320-03-32

Электронная почта: [ocean@oceanchips.ru](mailto:ocean@oceanchips.ru)

Web: <http://oceanchips.ru/>

Адрес: 198099, г. Санкт-Петербург, ул. Калинина, д. 2, корп. 4, лит. А