

LOW VOLTAGE (1.24V) ADJUSTABLE PRECISION SHUNT REGULATOR **AZ431L**

General Description

The AZ431L series ICs are low voltage three-terminal adjustable regulators with guaranteed thermal stability over a full operation range. These ICs feature sharp turn-on characteristics, low temperature coefficient and low output impedance, which make them ideal substitutes for Zener diodes in applications such as switching power supply, charger, motherboard and other adjustable regulators.

The output voltage can be set to any value between 1.24V and 18V with two external resistors.

The AZ431L precision reference is offered in two voltage tolerance: 0.5% and 1.0%.

These ICs are available in 4 packages: TO-92 (bulk or ammo packing), SOT-23, SOT-23-5 and SOT-89.

Features

- Wide Programmable Precise Output Voltage from 1.24V to 18V
- High Stability under Capacitive Load
- Low Temperature Deviation: 3mV Typical
- Low Equivalent Full-range Temperature Coefficient: 20PPM/°C Typical
- Low Dynamic Output Resistance: 0.05Ω Typical
- High Sink Current Capacity from 0.1mA to 100mA
- Low Output Noise
- Wide Operating Range of -40 to 125°C

Applications

- Graphic Card
- PC Motherboard
- Voltage Adapter
- Switching Power Supply
- Charger


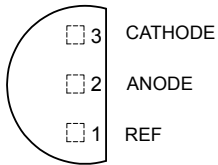


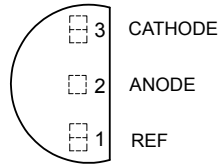
Figure 1. Package Types of AZ431L

Pin Configuration

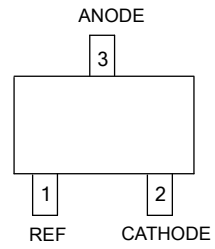
Z Package
(TO-92(Bulk Packing))



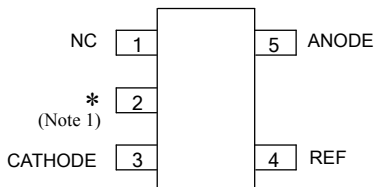
Z Package
(TO-92(Ammo Packing))



N Package
(SOT-23)



K Package
(SOT-23-5)



Note 1: * Pin 2 is attached to substrate and must be connected to ANODE or open

R Package
(SOT-89)

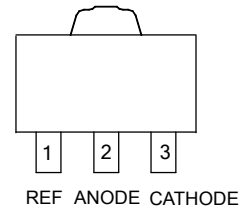


Figure 2. Pin Configuration of AZ431L (Top View)

Functional Block Diagram

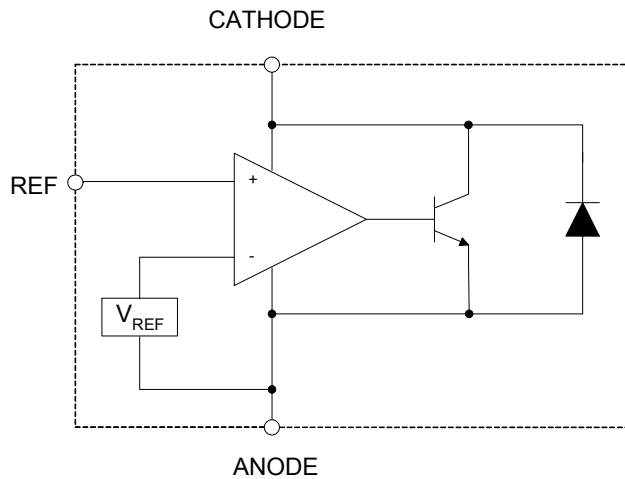


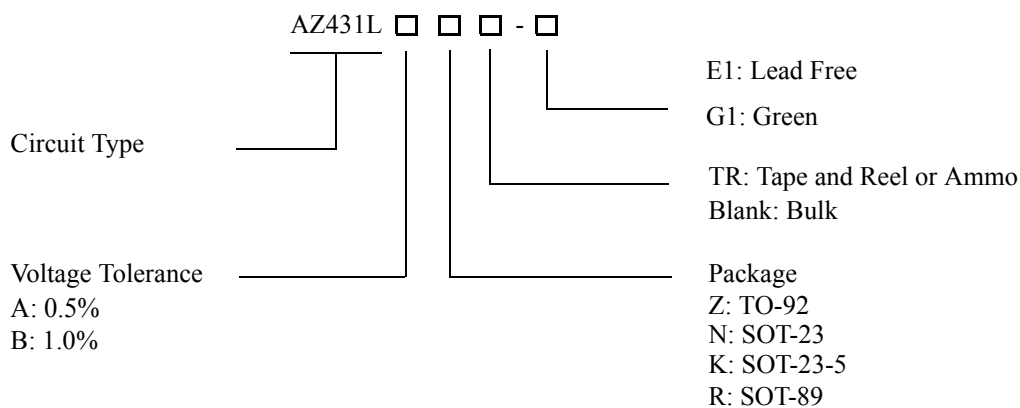
Figure 3. Functional Block Diagram of AZ431L



LOW VOLTAGE (1.24V) ADJUSTABLE PRECISION SHUNT REGULATOR

AZ431L

Ordering Information



Package	Temperature Range	Voltage Tolerance	Part Number		Marking ID		Packing Type
			Lead Free	Green	Lead Free	Green	
TO-92	-40 to 125°C	0.5%	AZ431LAZ-E1	AZ431LAZ-G1	AZ431LAZ-E1	AZ431LAZ-G1	Bulk
		0.5%	AZ431LAZTR-E1	AZ431LAZTR-G1	AZ431LAZ-E1	AZ431LAZ-G1	Ammo
		1.0%	AZ431LBZ-E1	AZ431LBZ-G1	AZ431LBZ-E1	AZ431LBZ-G1	Bulk
		1.0%	AZ431LBZTR-E1	AZ431LBZTR-G1	AZ431LBZ-E1	AZ431LBZ-G1	Ammo
SOT-23	-40 to 125°C	0.5%	AZ431LANTR-E1	AZ431LANTR-G1	EA6	GA6	Tape & Reel
		1.0%	AZ431LBNTR-E1	AZ431LBNTR-G1	EA7	GA7	Tape & Reel
SOT-23-5	-40 to 125°C	0.5%	AZ431LAKTR-E1	AZ431LAKTR-G1	E5A	G5A	Tape & Reel
		1.0%	AZ431LBKTR-E1	AZ431LBKTR-G1	E6A	G6A	Tape & Reel
SOT-89	-40 to 125°C	0.5%	AZ431LARTR-E1	AZ431LARTR-G1	E41A	G41A	Tape & Reel
		1.0%	AZ431LBRTR-E1	AZ431LBRTR-G1	E41B	G41B	Tape & Reel

BCD Semiconductor's Pb-free products, as designated with "E1" suffix in the part number, are RoHS compliant. Products with "G1" suffix are available in green packages.

**LOW VOLTAGE (1.24V) ADJUSTABLE PRECISION SHUNT REGULATOR****AZ431L****Absolute Maximum Ratings (Note 2)**

Parameter	Symbol	Value		Unit
Cathode Voltage	V_{KA}	20		V
Cathode Current Range (Continuous)	I_{KA}	-100 to 100		mA
Reference Input Current Range	I_{REF}	10		mA
Power Dissipation	P_D	Z, R Package	770	mW
		N, K Package	370	
Junction Temperature	T_J	150		°C
Storage Temperature Range	T_{STG}	-65 to 150		°C

Note 2: Stresses greater than those listed under "Absolute Maximum Ratings" may cause permanent damage to the device. These are stress ratings only, and functional operation of the device at these or any other conditions beyond those indicated under "Recommended Operating Conditions" is not implied. Exposure to "Absolute Maximum Ratings" for extended periods may affect device reliability.

Recommended Operating Conditions

Parameter	Symbol	Min	Max	Unit
Cathode Voltage	V_{KA}	V_{REF}	18	V
Cathode Current	I_{KA}	0.1	100	mA
Operating Ambient Temperature Range		-40	125	°C



LOW VOLTAGE (1.24V) ADJUSTABLE PRECISION SHUNT REGULATOR

AZ431L

Electrical Characteristics

(Operating Conditions: $T_A=25^{\circ}\text{C}$, unless otherwise noted.)

Parameter	Test Circuit	Symbol	Conditions	Min	Typ	Max	Unit	
Reference Voltage	0.5%	4	V_{REF}	$V_{\text{KA}}=V_{\text{REF}}, I_{\text{KA}}=10\text{mA}$	1.234	1.240	1.246	V
	1.0%				1.228	1.240	1.252	
Deviation of Reference Voltage Over Full Temperature Range	4	ΔV_{REF}	$V_{\text{KA}}=V_{\text{REF}}, I_{\text{KA}}=10\text{mA}$	0°C to 70°C	2	10	mV	
				-40°C to 85°C	3	10		
				-40°C to 125°C	4	15		
Ratio of Change in V_{REF} to the Change in Cathode Voltage	5	$\frac{\Delta V_{\text{REF}}}{\Delta V_{\text{KA}}}$	$I_{\text{KA}}=10\text{mA}, \Delta V_{\text{KA}}:V_{\text{REF}}$ to 16V		-0.5	-1.5	mV/V	
Reference Input Current	5	I_{REF}	$I_{\text{KA}}=10\text{mA}, R1=10\text{K}\Omega, R2=\infty$		0.15	0.4	μA	
Deviation of Reference Current Over Full Temperature Range	5	ΔI_{REF}	$I_{\text{KA}}=10\text{mA}, R1=10\text{K}\Omega, R2=\infty, T_A=-40$ to 125°C		0.1	0.4	μA	
Minimum Cathode Current for Regulation	4	I_{KA} (Min)	$V_{\text{KA}}=V_{\text{REF}}$		55	80	μA	
Off-state Cathode Current	6	I_{KA} (Off)	$V_{\text{REF}}=0, V_{\text{KA}}=18\text{V}$		0.04	0.10	μA	
			$V_{\text{KA}}=6, V_{\text{REF}}=0$		0.01	0.05		
Dynamic Impedance	4	Z_{KA}	$V_{\text{KA}}=V_{\text{REF}}, I_{\text{KA}}=1$ to $100\text{mA}, f \leq 1.0\text{kHz}$		0.05	0.15	Ω	
Thermal Resistance		θ_{JC}	SOT-23		84.84		$^{\circ}\text{C}/\text{W}$	
			SOT-23-5		84.84			
			TO-92		140.80			
			SOT-89		29.80			

Electrical Characteristics (Continued)

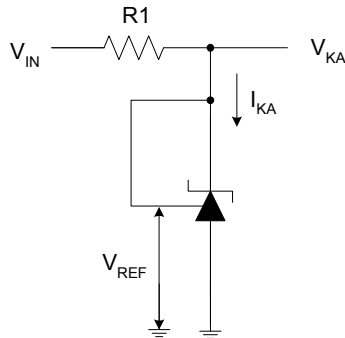


Figure 4. Test Circuit 4 for $V_{KA} = V_{REF}$

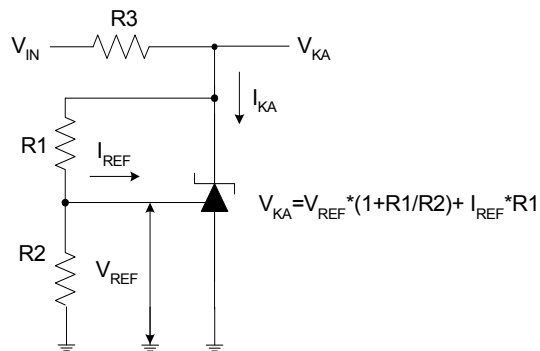


Figure 5. Test Circuit 5 for $V_{KA} > V_{REF}$

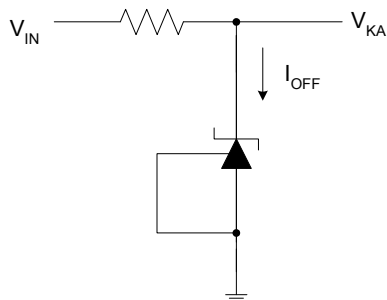


Figure 6. Test Circuit 6 for I_{OFF}



Typical Performance Characteristics

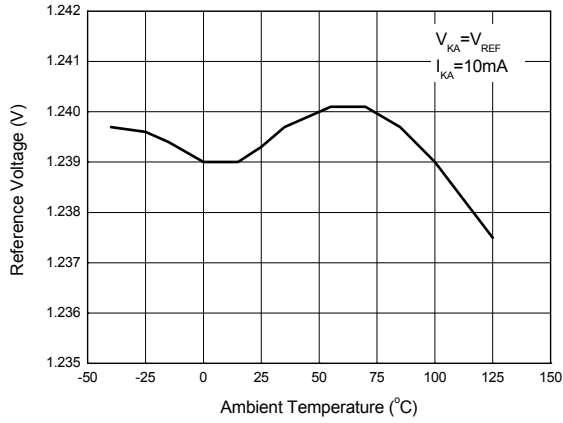


Figure 7. Reference Voltage vs. Ambient Temperature

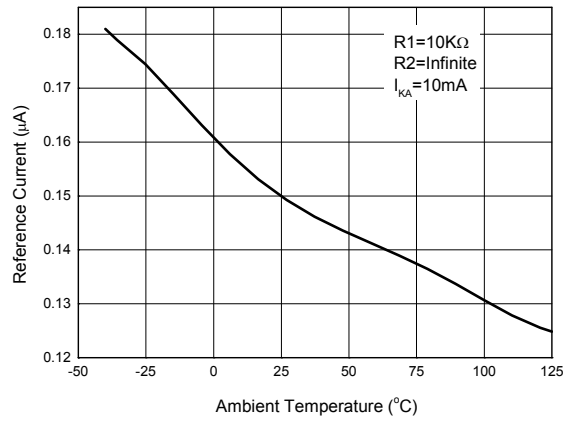


Figure 8. Reference Current vs. Ambient Temperature

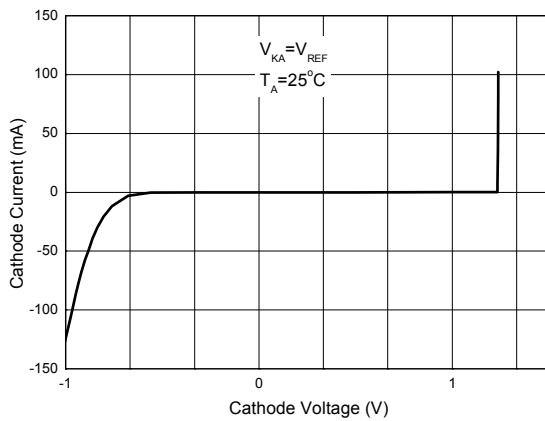


Figure 9. Cathode Current vs. Cathode Voltage

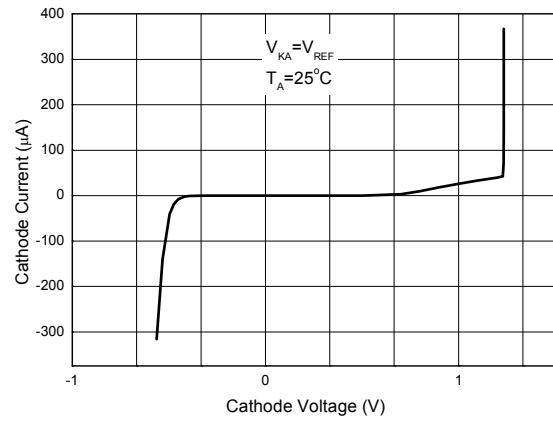


Figure 10. Cathode Current vs. Cathode Voltage



LOW VOLTAGE (1.24V) ADJUSTABLE PRECISION SHUNT REGULATOR

AZ431L

Typical Performance Characteristics (Continued)

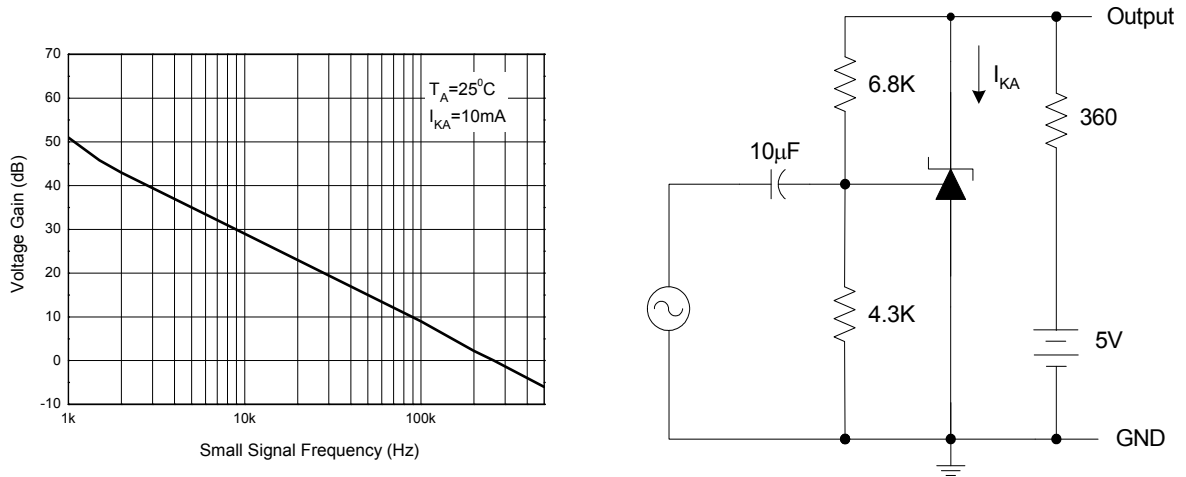


Figure 11. Small Signal Voltage Gain vs. Frequency

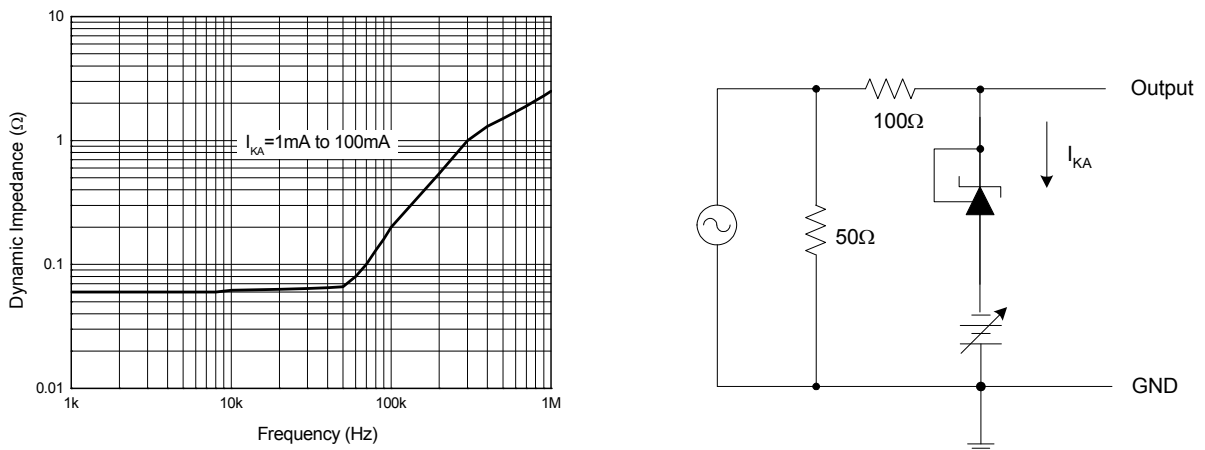


Figure 12. Dynamic Impedance vs. Frequency

Typical Performance Characteristics (Continued)

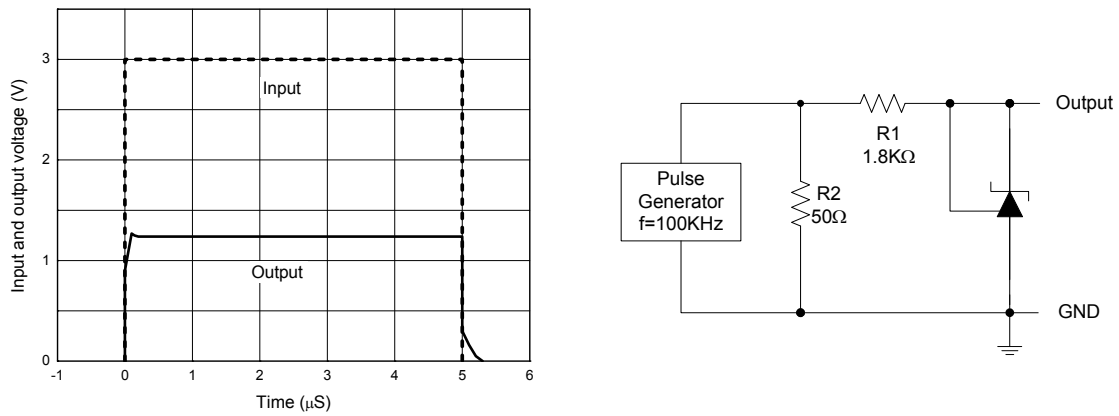


Figure 13. Pulse Response of Input and Output Voltage

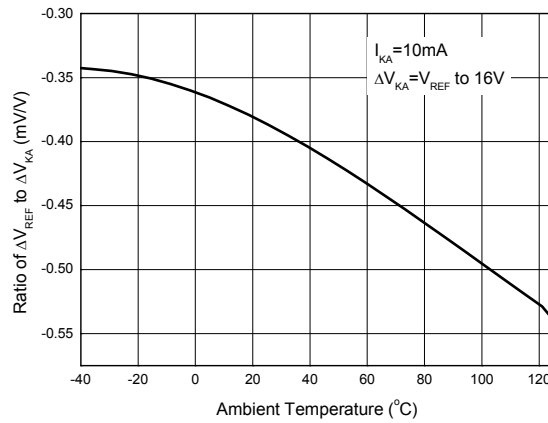


Figure 14. Ratio of Delta Reference Voltage to the Ratio of Cathode Voltage vs. Ambient Temperature

Typical Applications

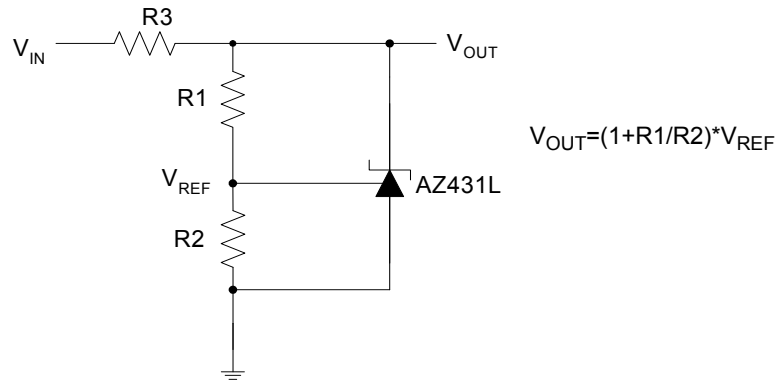


Figure 15. Shunt Regulator

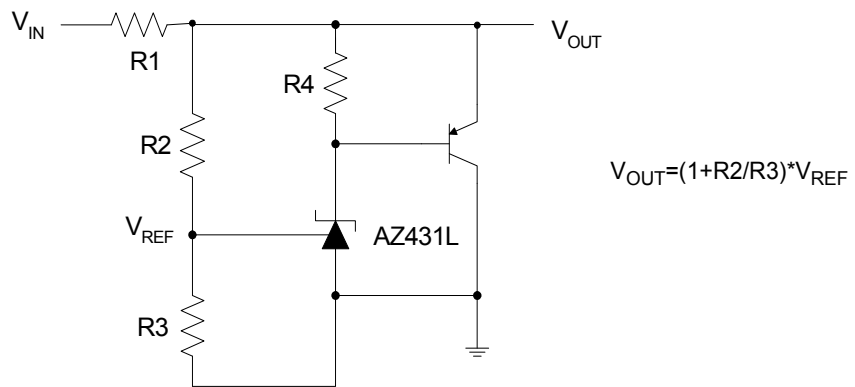


Figure 16. High Current Shunt Regulator

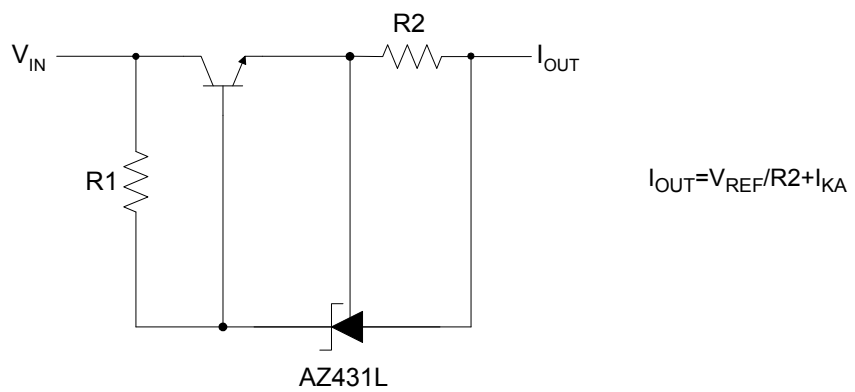


Figure 17. Current Source or Current Limit

Typical Application (Continued)

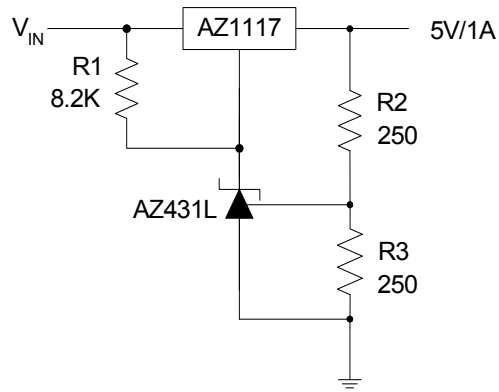


Figure18. Precision 5V 1A Regulator

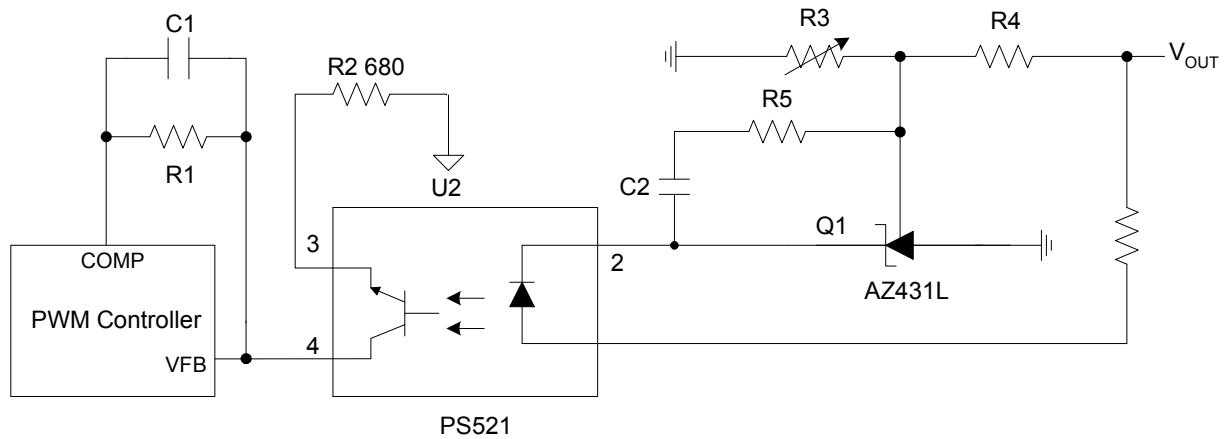


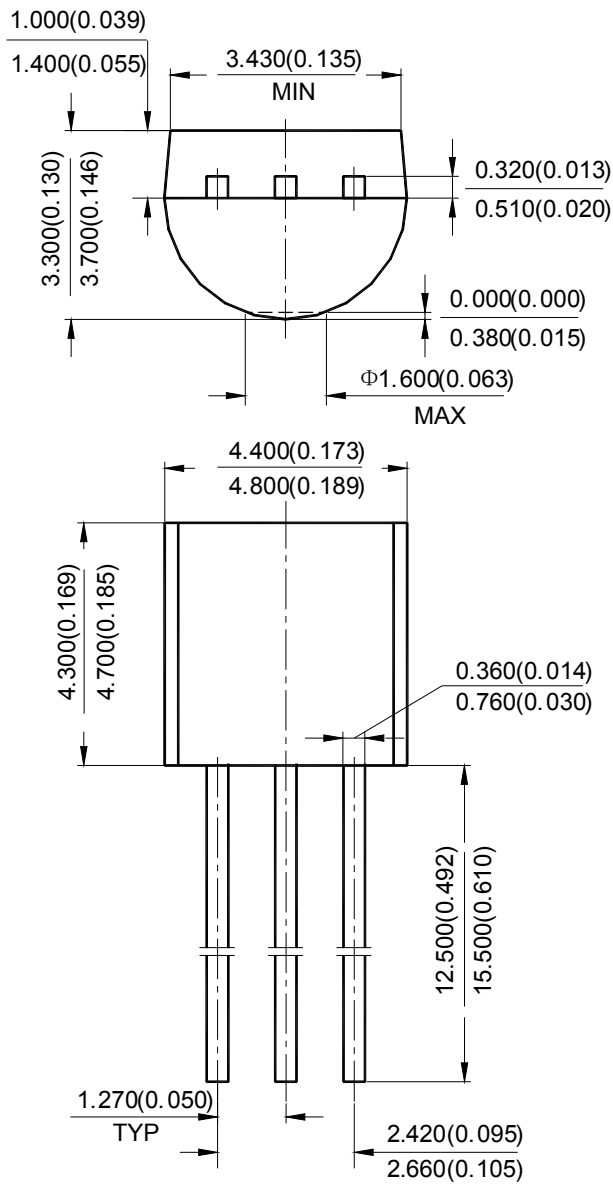
Figure 19. PWM Converter with Reference



Mechanical Dimensions

TO-92(Bulk Packing)

Unit: mm(inch)

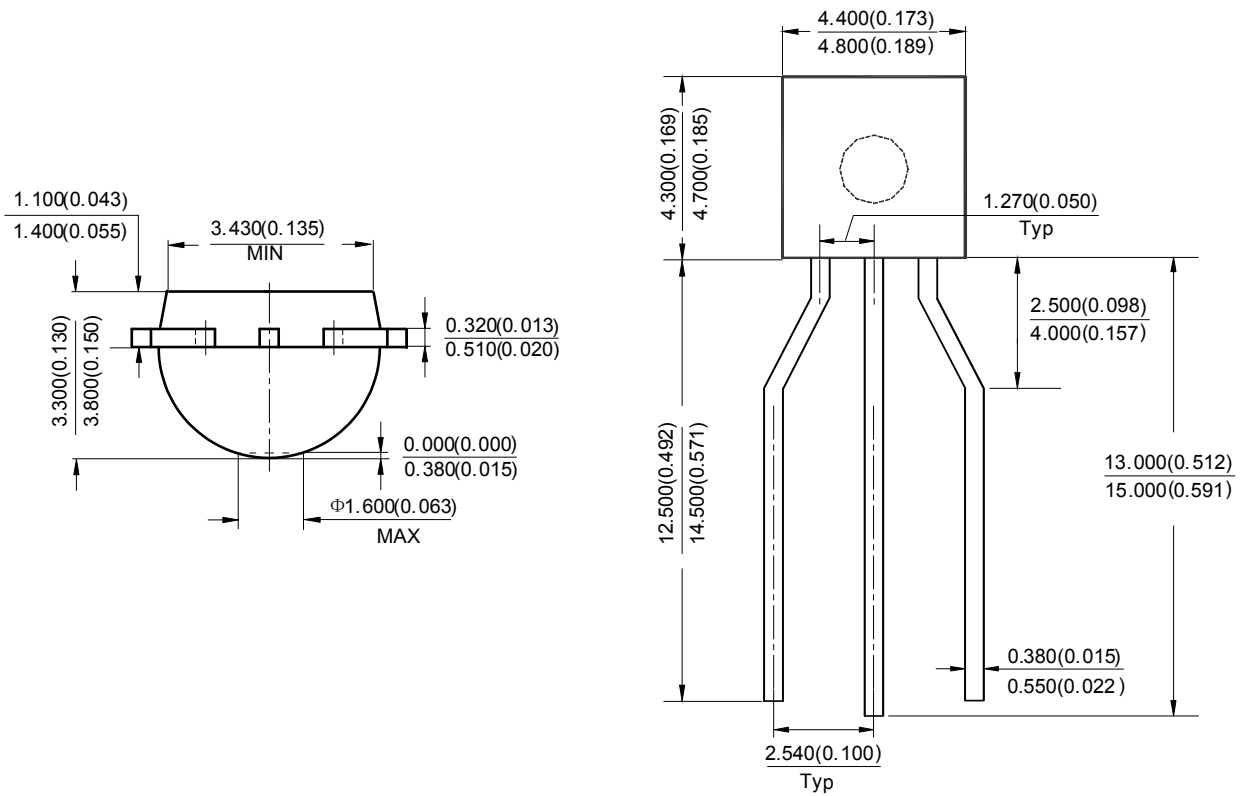




Mechanical Dimensions (Continued)

TO-92(Ammo Packing)

Unit: mm(inch)

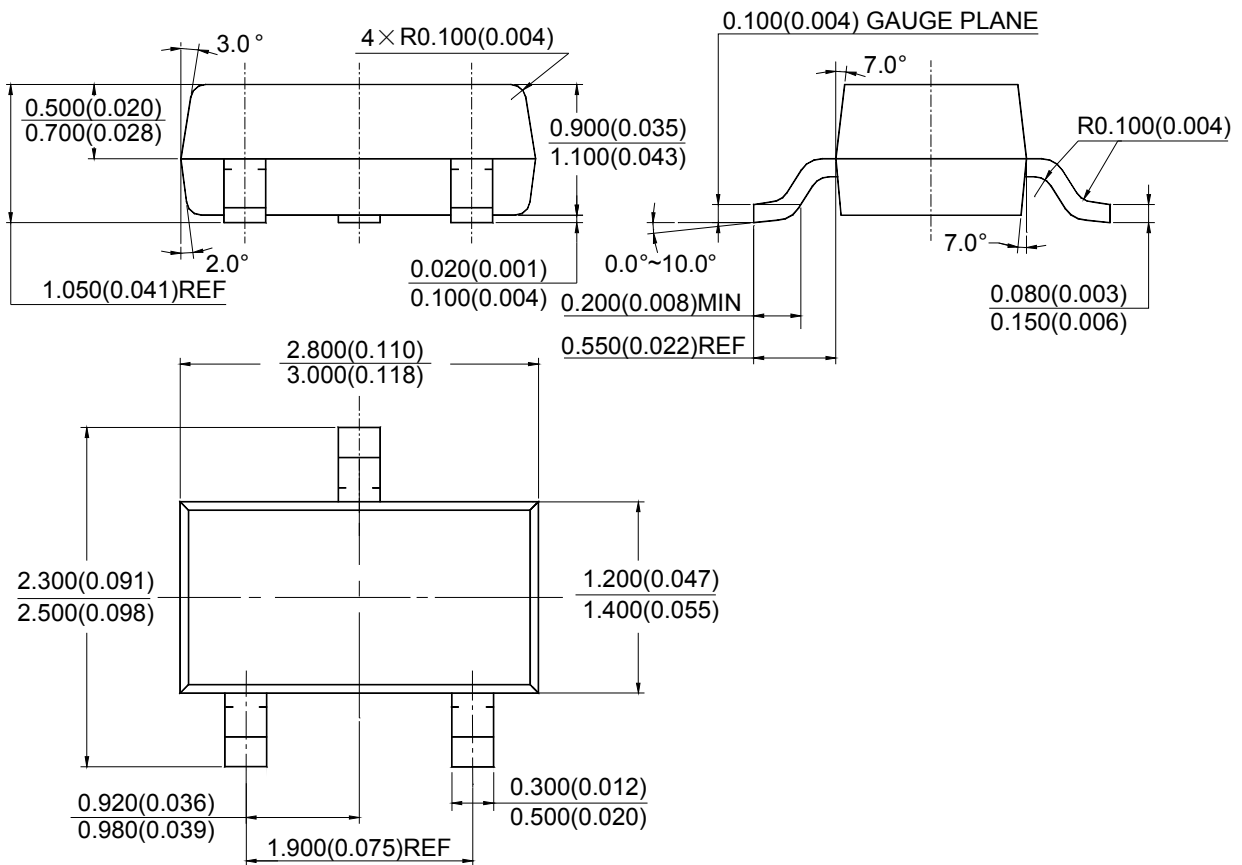




Mechanical Dimensions (Continued)

SOT-23

Unit: mm(inch)

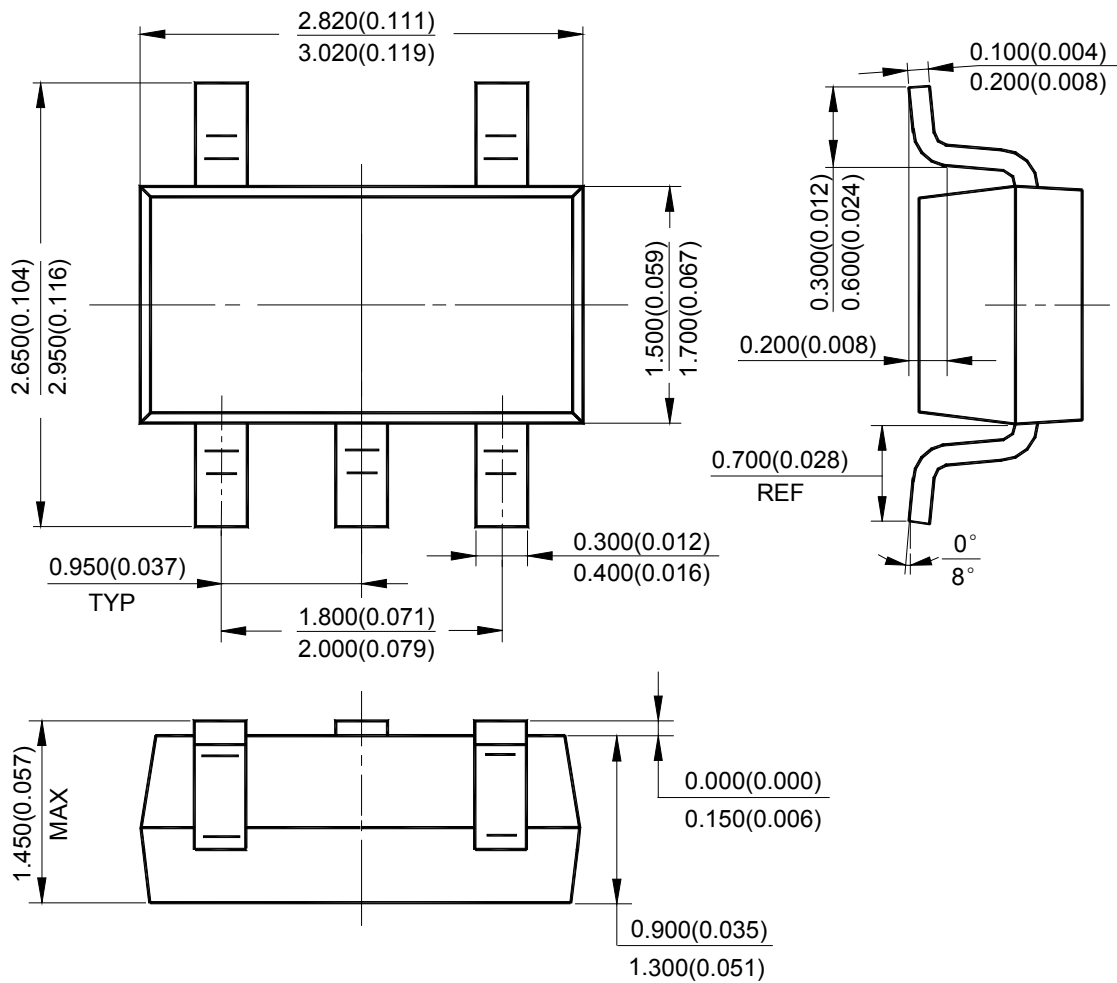




Mechanical Dimensions (Continued)

SOT-23-5

Unit: mm(inch)

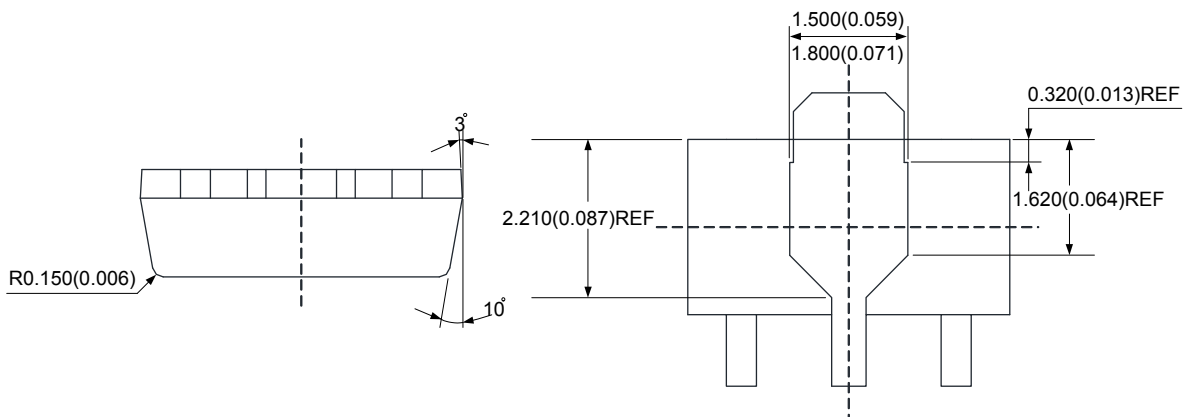
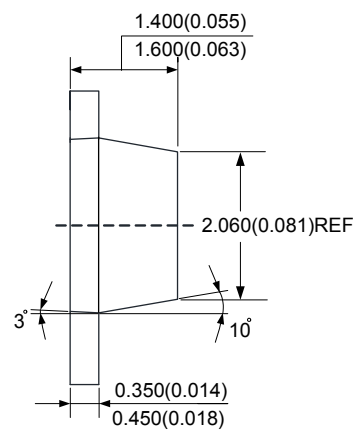
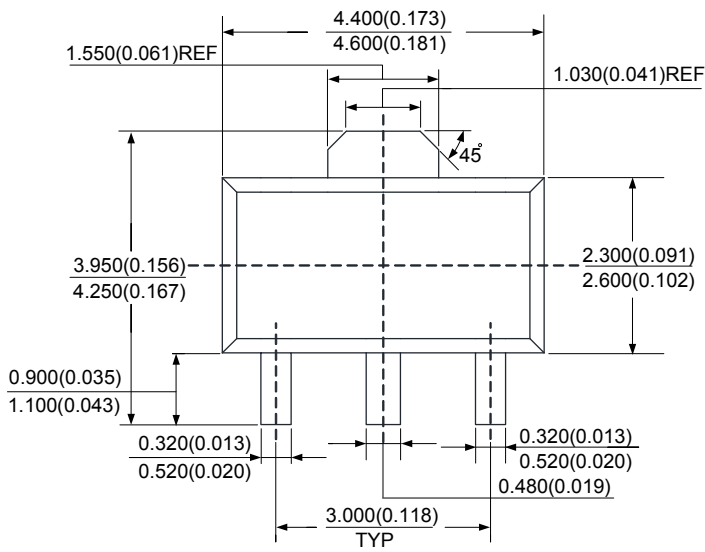




Mechanical Dimensions (Continued)

SOT-89

Unit: mm(inch)





BCD Semiconductor Manufacturing Limited

<http://www.bcdsemi.com>

IMPORTANT NOTICE

BCD Semiconductor Manufacturing Limited reserves the right to make changes without further notice to any products or specifications herein. BCD Semiconductor Manufacturing Limited does not assume any responsibility for use of any its products for any particular purpose, nor does BCD Semiconductor Manufacturing Limited assume any liability arising out of the application or use of any its products or circuits. BCD Semiconductor Manufacturing Limited does not convey any license under its patent rights or other rights nor the rights of others.

MAIN SITE

- Headquarters

BCD Semiconductor Manufacturing Limited

No. 1600, Zi Xing Road, Shanghai ZiZhu Science-based Industrial Park, 200241, China
Tel: +86-21-24162266, Fax: +86-21-24162277

- Wafer Fab

Shanghai SIM-BCD Semiconductor Manufacturing Co., Ltd.

800 Yi Shan Road, Shanghai 200233, China
Tel: +86-21-6485 1491, Fax: +86-21-5450 0008

REGIONAL SALES OFFICE

Shenzhen Office

Shanghai SIM-BCD Semiconductor Manufacturing Co., Ltd., Shenzhen Office

Unit A Room 1203, Skyworth Bldg., Gaoxin Ave. 1.S., Nanshan District, Shenzhen, China
Tel: +86-755-8826 7951
Fax: +86-755-8826 7865

Taiwan Office

BCD Semiconductor (Taiwan) Company Limited

4F, 298-1, Rui Guang Road, Nei-Hu District, Taipei, Taiwan
Tel: +886-2-2656 2808
Fax: +886-2-2656 2806

USA Office

BCD Semiconductor Corp.

30920 Huntwood Ave. Hayward, CA 94544, USA
Tel : +1-510-324-2988
Fax: +1-510-324-2788

Компания «Океан Электроники» предлагает заключение долгосрочных отношений при поставках импортных электронных компонентов на взаимовыгодных условиях!

Наши преимущества:

- Поставка оригинальных импортных электронных компонентов напрямую с производств Америки, Европы и Азии, а так же с крупнейших складов мира;
- Широкая линейка поставок активных и пассивных импортных электронных компонентов (более 30 млн. наименований);
- Поставка сложных, дефицитных, либо снятых с производства позиций;
- Оперативные сроки поставки под заказ (от 5 рабочих дней);
- Экспресс доставка в любую точку России;
- Помощь Конструкторского Отдела и консультации квалифицированных инженеров;
- Техническая поддержка проекта, помощь в подборе аналогов, поставка прототипов;
- Поставка электронных компонентов под контролем ВП;
- Система менеджмента качества сертифицирована по Международному стандарту ISO 9001;
- При необходимости вся продукция военного и аэрокосмического назначения проходит испытания и сертификацию в лаборатории (по согласованию с заказчиком);
- Поставка специализированных компонентов военного и аэрокосмического уровня качества (Xilinx, Altera, Analog Devices, Intersil, Interpoint, Microsemi, Actel, Aeroflex, Peregrine, VPT, Syfer, Eurofarad, Texas Instruments, MS Kennedy, Miteq, Cobham, E2V, MA-COM, Hittite, Mini-Circuits, General Dynamics и др.);

Компания «Океан Электроники» является официальным дистрибьютором и эксклюзивным представителем в России одного из крупнейших производителей разъемов военного и аэрокосмического назначения «JONHON», а так же официальным дистрибьютором и эксклюзивным представителем в России производителя высокотехнологичных и надежных решений для передачи СВЧ сигналов «FORSTAR».



JONHON

«JONHON» (основан в 1970 г.)

Разъемы специального, военного и аэрокосмического назначения:

(Применяются в военной, авиационной, аэрокосмической, морской, железнодорожной, горно- и нефтедобывающей отраслях промышленности)

«FORSTAR» (основан в 1998 г.)

ВЧ соединители, коаксиальные кабели, кабельные сборки и микроволновые компоненты:

(Применяются в телекоммуникациях гражданского и специального назначения, в средствах связи, РЛС, а так же военной, авиационной и аэрокосмической отраслях промышленности).



Телефон: 8 (812) 309-75-97 (многоканальный)

Факс: 8 (812) 320-03-32

Электронная почта: ocean@oceanchips.ru

Web: <http://oceanchips.ru/>

Адрес: 198099, г. Санкт-Петербург, ул. Калинина, д. 2, корп. 4, лит. А