


Standard Thick Film Chip Resistors



FEATURES

- Very small standard size (0.4 mm x 0.2 mm)
- Low tolerance (1 %)
- Material categorization:
For definitions of compliance please see www.vishay.com/doc?99912



RoHS
COMPLIANT
HALOGEN
FREE

STANDARD ELECTRICAL SPECIFICATIONS								
TYPE	CASE SIZE IMPERIAL	CASE SIZE METRIC	POWER RATING P_{70} W	LIMITING ELEMENT VOLTAGE $U_{max.}$ AC _{RMS} /DC V	TEMPERATURE COEFFICIENT ppm/K	TOLERANCE %	RESISTANCE RANGE Ω	SERIES
CRCW01005	01005	RR0402M	0.031	15	± 250	± 1	10.0 to 1M	E24; E96
						± 2, ± 5		E24
					-200/+600	± 1	1.0 to 9.76	E24; E96
						± 2, ± 5	1.0 to 9.1	E24
Zero-Ohm-Resistor: $R_{max.} = 50 \text{ m}\Omega$, $I_{max.} = 0.5 \text{ A}$								

Notes

- These resistors do not feature a limited lifetime when operated within the permissible limits. However, resistance value drift increasing over operating time may result in exceeding a limit acceptable to the specific application, thereby establishing a functional lifetime.
- Power rating depends on the max. temperature at the solder point, the component placement density and the substrate material.

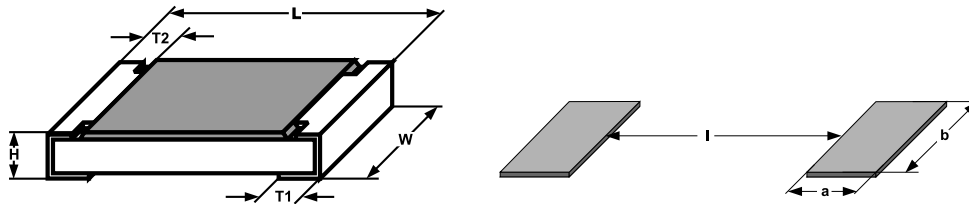
TECHNICAL SPECIFICATIONS		
PARAMETER	UNIT	CRCW01005
Rated Dissipation P_{70} ⁽¹⁾	W	0.031
Operating Voltage $U_{max.}$ AC _{RMS} /DC	V	15
Insulation Voltage U_{ins} (1 min)	V	30
Insulation Resistance	Ω	> 10 ⁹
Operating Temperature Range	°C	-55 to +125
Mass	mg	0.07

Note

- ⁽¹⁾ The power dissipation on the resistor generates a temperature rise against the local ambient, depending on the heat flow support of the printed-circuit board (thermal resistance). The rated dissipation applies only if the permitted film temperature of 125 °C is not exceeded.

PART NUMBER AND PRODUCT DESCRIPTION															
PART NUMBER: CRCW01001K00FREL															
C	R	C	W	0	1	0	0	1	K	0	0	F	R	E	L
TYPE CRCW0100		VALUE R = Decimal K = Thousand M = Million 0000 = Jumper			TOLERANCE F = ± 1.0 % G = ± 2.0 % J = ± 5.0 % Z = Jumper			TCR R = ± 250 ppm/K Y = -200 ppm/K/+600 ppm/K 0 = Jumper			PACKAGING EL				
PRODUCT DESCRIPTION: CRCW01005 250 1K0 1 % ET3 e3															
CRCW01005	250	1K0	1 %	ET3	e3										
TYPE CRCW01005	TCR ± 250 ppm/K -200/+600 ppm/K	RESISTANCE VALUE 1R0 = 1 Ω 10R = 10 Ω 1K0 = 1 kΩ 10K = 10 kΩ 1M0 = 1 MΩ 0R0 = Jumper	TOLERANCE VALUE ± 1 % ± 2 % ± 5 %	PACKAGING ET3	LEAD (Pb)-FREE e3 = Pure tin termination finish										

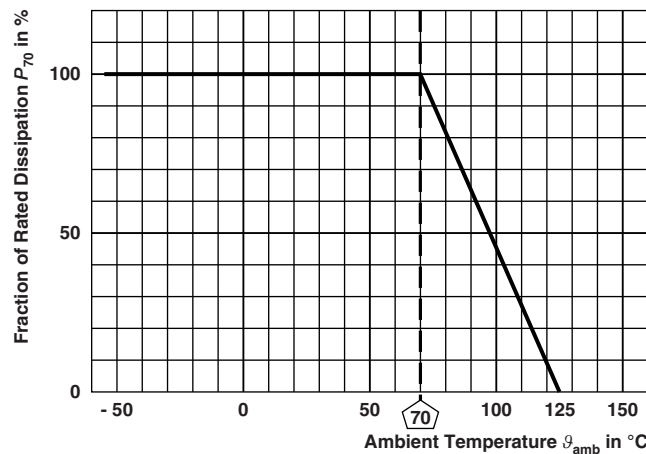
PACKAGING						
TYPE	CODE	QUANTITY	CARRIER TAPE	WIDTH	PITCH	REEL DIAMETER
CRCW01005	EL = ET3	20 000	Paper tape acc. to IEC 60286-3, Type 1a	8 mm	2 mm	180 mm/7"

DIMENSIONS in millimeters


SIZE		DIMENSIONS					RECOMMENDED SOLDER PAD DIMENSIONS		
IMPERIAL	METRIC	L	W	H	T1	T2	a	b	l
01005	RR0402M	0.4 ± 0.02	0.2 ± 0.02	0.13 ± 0.02	0.10 ± 0.03	0.10 ± 0.03	0.15	0.2	0.2

Note

- No marking for 01005 size.

DERATING




TEST PROCEDURES AND REQUIREMENTS				
EN 60115-1 CLAUSE	IEC 60068-2 TEST METHOD	TEST	PROCEDURE	REQUIREMENTS PERMISSIBLE CHANGE (ΔR)
			STABILITY CLASS 1 OR BETTER	
			CRCW01005 e3	
4.5	-	Resistance	-	1Ω to $1 M\Omega$ $\pm 1 \%$; $\pm 2 \%$; $\pm 5 \%$
4.13	-	Short time overload	$U = 2.5 \times \sqrt{P_{70} \times R} \leq 2 \times U_{max.}$; duration according to style	$\pm (2 \% R + 0.1 \Omega)$
4.17.2	58 (Td)	Solderability	Solder bath method; Sn60Pb40 non activated flux; (235 ± 5) °C (2 ± 0.2) s	Good tinning ($\geq 95 \%$ covered) no visible damage
			Solder bath method; Sn96.5Ag3Cu0.5 non-activated flux; (235 ± 3) °C (2 ± 0.5) s	Good tinning ($\geq 95 \%$ covered) no visible damage
4.8.4.2	-	Temperature coefficient	(20/-55/20) °C and (20/125/20) °C	- 200 ppm/K/+600 ppm/K, ± 250 ppm/K
4.33	21 (Uu ₁)	Substrate bending	Depth 3 mm; 1 time	No visible damage, no open circuit in bent position $\pm (1 \% R + 0.05 \Omega)$
4.19	14 (Na)	Rapid change of temperature	15 min. at -55 °C; 15 min. at 125 °C; 300 cycles	$\pm (2 \% R + 0.1 \Omega)$
4.25.1	-	Endurance at 70 °C	$U = \sqrt{P_{70} \times R} \leq U_{max.}$; 1.5 h on; 0.5 h off; 70 °C; 1000 h	$\pm (5 \% R + 0.1 \Omega)$
4.18.2	58 (Td)	Resistance to soldering heat	Solder bath method (260 ± 5) °C; (10 ± 1) s	$\pm (2 \% R + 0.1 \Omega)$
4.24	78 (Cab)	Damp heat, steady state	(40 ± 2) °C; (90 to 95) % RH; 1000 h	$\pm (5 \% R + 0.1 \Omega)$
4.25.3	-	Endurance at upper category temperature	125 °C, 1000 h	$\pm (2 \% R + 0.1 \Omega)$
4.29	45 (XA)	Component solvent resistance	Isopropyl alcohol; (20 to 25) °C; (5 ± 0.5) min	No visible damage

All tests are carried out in accordance with the following specifications:

- EN 60115-1, generic specification
- EN 140400, sectional specification
- EN 140401-802, detail specification
- IEC 60068-2-x, environmental test procedures

Packaging of components is done in paper tapes according to IEC 60286-3.



Disclaimer

ALL PRODUCT, PRODUCT SPECIFICATIONS AND DATA ARE SUBJECT TO CHANGE WITHOUT NOTICE TO IMPROVE RELIABILITY, FUNCTION OR DESIGN OR OTHERWISE.

Vishay Intertechnology, Inc., its affiliates, agents, and employees, and all persons acting on its or their behalf (collectively, "Vishay"), disclaim any and all liability for any errors, inaccuracies or incompleteness contained in any datasheet or in any other disclosure relating to any product.

Vishay makes no warranty, representation or guarantee regarding the suitability of the products for any particular purpose or the continuing production of any product. To the maximum extent permitted by applicable law, Vishay disclaims (i) any and all liability arising out of the application or use of any product, (ii) any and all liability, including without limitation special, consequential or incidental damages, and (iii) any and all implied warranties, including warranties of fitness for particular purpose, non-infringement and merchantability.

Statements regarding the suitability of products for certain types of applications are based on Vishay's knowledge of typical requirements that are often placed on Vishay products in generic applications. Such statements are not binding statements about the suitability of products for a particular application. It is the customer's responsibility to validate that a particular product with the properties described in the product specification is suitable for use in a particular application. Parameters provided in datasheets and / or specifications may vary in different applications and performance may vary over time. All operating parameters, including typical parameters, must be validated for each customer application by the customer's technical experts. Product specifications do not expand or otherwise modify Vishay's terms and conditions of purchase, including but not limited to the warranty expressed therein.

Except as expressly indicated in writing, Vishay products are not designed for use in medical, life-saving, or life-sustaining applications or for any other application in which the failure of the Vishay product could result in personal injury or death. Customers using or selling Vishay products not expressly indicated for use in such applications do so at their own risk. Please contact authorized Vishay personnel to obtain written terms and conditions regarding products designed for such applications.

No license, express or implied, by estoppel or otherwise, to any intellectual property rights is granted by this document or by any conduct of Vishay. Product names and markings noted herein may be trademarks of their respective owners.

Компания «Океан Электроники» предлагает заключение долгосрочных отношений при поставках импортных электронных компонентов на взаимовыгодных условиях!

Наши преимущества:

- Поставка оригинальных импортных электронных компонентов напрямую с производств Америки, Европы и Азии, а так же с крупнейших складов мира;
- Широкая линейка поставок активных и пассивных импортных электронных компонентов (более 30 млн. наименований);
- Поставка сложных, дефицитных, либо снятых с производства позиций;
- Оперативные сроки поставки под заказ (от 5 рабочих дней);
- Экспресс доставка в любую точку России;
- Помощь Конструкторского Отдела и консультации квалифицированных инженеров;
- Техническая поддержка проекта, помощь в подборе аналогов, поставка прототипов;
- Поставка электронных компонентов под контролем ВП;
- Система менеджмента качества сертифицирована по Международному стандарту ISO 9001;
- При необходимости вся продукция военного и аэрокосмического назначения проходит испытания и сертификацию в лаборатории (по согласованию с заказчиком);
- Поставка специализированных компонентов военного и аэрокосмического уровня качества (Xilinx, Altera, Analog Devices, Intersil, Interpoint, Microsemi, Actel, Aeroflex, Peregrine, VPT, Syfer, Eurofarad, Texas Instruments, MS Kennedy, Miteq, Cobham, E2V, MA-COM, Hittite, Mini-Circuits, General Dynamics и др.);

Компания «Океан Электроники» является официальным дистрибьютором и эксклюзивным представителем в России одного из крупнейших производителей разъемов военного и аэрокосмического назначения «JONHON», а так же официальным дистрибьютором и эксклюзивным представителем в России производителя высокотехнологичных и надежных решений для передачи СВЧ сигналов «FORSTAR».



JONHON

«JONHON» (основан в 1970 г.)

Разъемы специального, военного и аэрокосмического назначения:

(Применяются в военной, авиационной, аэрокосмической, морской, железнодорожной, горно- и нефтедобывающей отраслях промышленности)

«FORSTAR» (основан в 1998 г.)

ВЧ соединители, коаксиальные кабели, кабельные сборки и микроволновые компоненты:

(Применяются в телекоммуникациях гражданского и специального назначения, в средствах связи, РЛС, а так же военной, авиационной и аэрокосмической отраслях промышленности).



Телефон: 8 (812) 309-75-97 (многоканальный)

Факс: 8 (812) 320-03-32

Электронная почта: ocean@oceanchips.ru

Web: <http://oceanchips.ru/>

Адрес: 198099, г. Санкт-Петербург, ул. Калинина, д. 2, корп. 4, лит. А