

## Advantages of a Full Featured 700 Series Relay

Since the launch of the 700 series relays in 2000, this product line has continuously evolved both functionally and visually. The 700 series product line has the perfect mix of historical Magnecraft relay quality combined with a dynamic arsenal of options. When mated with the Magnecraft sockets and accessories, these RoHs compliant relays provide a complete modular system that will meet all your plug-in relay requirements in a package that is both visually appealing and functionally outstanding.

- Offers a “one stop solution” for your power management system.
- Several Contact configurations and materials to meet your individual needs.
- Plug-In switching capabilities from 10 mA to 20 Amps.
- Several Feature Code and Operation combinations available for all budgets.
- Ejector clips, ribbed relay housings and space-saving sockets allow for easy removal from crowded DIN rails.
- Color and appearance designed for high visibility in all environments.
- Wiring diagrams include NEMA and IEC standards.
- Engineering availability allows for customized relay solutions.



### Removable Lock-Down Door

When Activated, Locks Push Button and Contacts in the Powered Position.

### Color-Coded Push Button

Allows Manual Operation of Relay.  
AC Coils Red or DC Coils Blue.

### Finger Grip Cover

Easy Removal of Relay from Socket.

### Gold Flashed Contacts

Prevents Premature Oxidation and Increases Shelf-life.



### Contact Viewing Window

Shows Position of Contacts.

### Isolated Input and Output Terminals

Separates Control Circuits from Load Circuits.



### Slim Design

Minimizes Space on DIN Rail.

### Module Compatible

Allows for Optional Protection or LED Modules to be Used With Sockets.



### 2-Way Side or DIN Rail Mounting System

Retrofits Existing Panel Mounting and 35mm DIN Rail.


# The Complete System Solution!

**Flag Indicator**  
Shows Relay Status in Manual or Powered Condition.



**Bi-Polar LED Status Lamp**  
Shows Coil "ON" or "OFF" Status.

**I.D. Tag/Write-On Plastic Label**  
Used for Identification of Relays in Multi-Relay Circuits.



**Mating Hold-Down Clip Available**  
Safely Secures Relay to Socket.



**Finger-Safe**  
Protects Operators from Live Circuits.

**I.D. Tag/Write-On Plastic Label**  
Used to Match Wire Identification Tags with Socket Connections.

**Internal Coil Bus Jumper System**  
Allows Connection to Adjacent Sockets Without Additional Wiring.



## Advantages of a Plain Cover 700 Series Relay

The Plain Cover Super Series relays support budget minded applications with premium performance. Maintaining the same ratings and internal components as the Full Feature Series; the Plain Cover Series perform as well as premium relays while maintaining low costs by offering several option configurations.

- Offers a “one stop solution” for your power management system.
- Several Contact configurations and materials to meet your individual needs.
- Plug-In switching capabilities from 10 mA to 20 Amps.
- Several Feature Code and Operation combinations available for all budgets.
- Ejector clips, ribbed relay housings and space-saving sockets allow for easy removal from crowded DIN rails.
- Color and appearance designed for high visibility in all environments.
- Wiring diagrams include NEMA and IEC standards.
- Engineering availability allows for customized relay solutions.



**Contact Viewing Window**  
Shows Position of Contacts.

**Gold Flashed Contacts**  
Prevents Premature Oxidation and Increases Shelf-life.

**Isolated Input and Output Terminals**  
Separates Control Circuits from Load Circuits.



**Slim Design**  
Minimizes Space on DIN Rail.

**Module Compatible**  
Allows for Optional Protection or LED Modules to be Used With Sockets.



**2-Way Side or DIN Rail Mounting System**  
Retrofits Existing Panel Mounting and 35mm DIN Rail.

**Finger Grip Cover**  
Easy Removal of Relay from Socket.

# The Complete System Solution!

**Flag Indicator**  
Shows Relay Status in Manual or Powered Condition.




**Optional Bi-Polar LED Status Lamp**  
Shows Coil "ON" or "OFF" Status.

**I.D. Tag/Write-On Plastic Label**  
Used for Identification of Relays in Multi-Relay Circuits.


**Mating Hold-Down Clip Available**  
Safely Secures Relay to Socket.



**Finger-Safe**  
Protects Operators from Live Circuits.



# 783 Ice Cube Relays/3PDT, 15 Amp Rating (DC & AC)



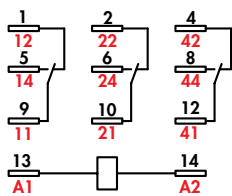
## General Specifications (UL 508)

Contact Characteristics		Units	783XCX
Number and type of Contacts			3PDT
Contact materials			Silver Alloy
Thermal (Carrying) Current		A	15
Maximum Switching Voltage		V	300
Switching Current @ Voltage	~	Resistive	15A @ 120V 50/60Hz
	~	Resistive	12A @ 277V 50/60Hz
	⋮	Resistive	12A @ 28V
	~	HP	1/2 @ 120VAC
	~	HP	3/4 @ 250 VAC
Minimum Switching Requirement		Pilot Duty	B300
		mA	100 @ 5VDC (.5W)
Coil Characteristics			
Voltage Range	~	V	6...240
	⋮	V	6...125
Operating Range	~	% of Nominal	85% to 110%
	⋮	% of Nominal	80% to 110%
Average consumption	~	VA	1.5
Drop-out voltage threshold	⋮	W	1.4
	~		15%
	⋮		10%
Performance Characteristics			
Electrical Life (UL508)	Operations @ Rated Current	(Resistive)	200,000
Mechanical Life	Unpowered		10,000,000
Operating time (response time)		ms	20
Dielectric strength	Between coil and contact	~	V(rms) 2500
	Between poles	~	V(rms) 2500
	Between contacts	~	V(rms) 1500
Environment			
Product certifications	Standard version		UL, CSA, CE
Ambient air temperature around the device	Storage	°C	-40...+85
	Operation	°C	-40...+55
Vibration resistance	Operational	g-n	3, 10 - 55 Hz
Shock resistance		g-n	10
Degree of protection			IP 40
Weight		grams	60

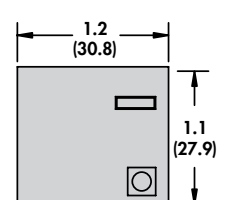
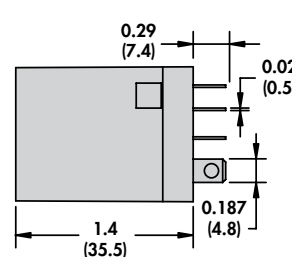
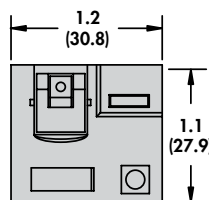
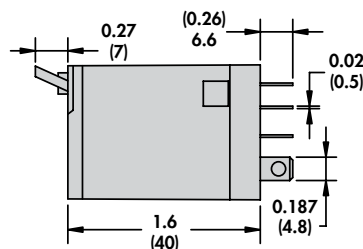
### 783XCX

### Full Featured Dimensions

### Plain Cover Dimensions



Wiring Diagram Bottom View





Full Featured



Plain Cover

Standard Part Numbers

**BOLD-FACED PART NUMBERS ARE NORMALLY STOCKED**

Nominal Voltage	Coil Resistance	3PDT Part Number (Full Feature) 15 Amp	3PDT Part Number (Plain Cover) 15 Amp
AC Operated			
6 VAC 50/60 Hz	6 Ohms	783XCXM4L-6A	783XCXC-6A
12 VAC 50/60 Hz	25.3 Ohms	783XCXM4L-12A	<b>783XCXC-12A</b>
24 VAC 50/60 Hz	103 Ohms	783XCXM4L-24A	<b>783XCXC-24A</b>
120 VAC 50/60 Hz	2770 Ohms	<b>783XCXM4L-120A</b>	<b>783XCXC-120A</b>
220-230 VAC 50/60 Hz	10800 Ohms	<b>783XCXM4L-220/230A</b>	<b>783XCXC-220/230A</b>
240 VAC 50/60 Hz	12100 Ohms	<b>783XCXM4L-240A</b>	<b>783XCXC-240A</b>
DC Operated			
6 VDC	25 Ohms	783XCXM4L-6D	<b>783XCXC-6D</b>
12 VDC	100 Ohms	<b>783XCXM4L-12D</b>	<b>783XCXC-12D</b>
24 VDC	400 Ohms	<b>783XCXM4L-24D</b>	<b>783XCXC-24D</b>
48 VDC	1600 Ohms	783XCXM4L-48D	<b>783XCXC-48D</b>
110-125 VDC	8600 Ohms	783XCXM4L-110/125D	<b>783XCXC-110/125D</b>

Custom Relay Part Number Builder

Series	Contact Configuration	Cover Options	Terminal Style	Feature Options	Coil Voltage
783	XCX		T	M4L-	240A
783	XCX = 3PDT	Full Feature = No Code Plain Cover = C	Plug In = No Code PC terminal = T	Side Push Button = M Locking Push Button = M4 Bi-Polar LED = L	VAC = 6 - 240A VDC = 6 - 125D

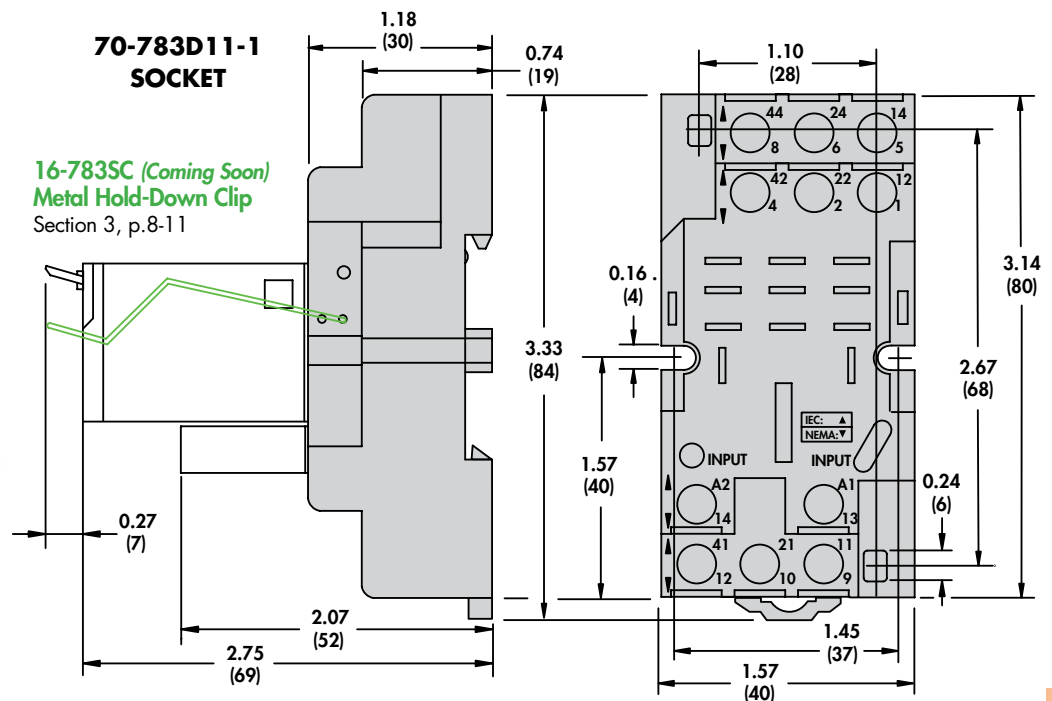
Relay Adapters



16-783C1  
Section 3, p.14-16



16-783C  
Section 3, p.14-16



Компания «Океан Электроники» предлагает заключение долгосрочных отношений при поставках импортных электронных компонентов на взаимовыгодных условиях!

Наши преимущества:

- Поставка оригинальных импортных электронных компонентов напрямую с производств Америки, Европы и Азии, а так же с крупнейших складов мира;
- Широкая линейка поставок активных и пассивных импортных электронных компонентов (более 30 млн. наименований);
- Поставка сложных, дефицитных, либо снятых с производства позиций;
- Оперативные сроки поставки под заказ (от 5 рабочих дней);
- Экспресс доставка в любую точку России;
- Помощь Конструкторского Отдела и консультации квалифицированных инженеров;
- Техническая поддержка проекта, помощь в подборе аналогов, поставка прототипов;
- Поставка электронных компонентов под контролем ВП;
- Система менеджмента качества сертифицирована по Международному стандарту ISO 9001;
- При необходимости вся продукция военного и аэрокосмического назначения проходит испытания и сертификацию в лаборатории (по согласованию с заказчиком);
- Поставка специализированных компонентов военного и аэрокосмического уровня качества (Xilinx, Altera, Analog Devices, Intersil, Interpoint, Microsemi, Actel, Aeroflex, Peregrine, VPT, Syfer, Eurofarad, Texas Instruments, MS Kennedy, Miteq, Cobham, E2V, MA-COM, Hittite, Mini-Circuits, General Dynamics и др.);

Компания «Океан Электроники» является официальным дистрибьютором и эксклюзивным представителем в России одного из крупнейших производителей разъемов военного и аэрокосмического назначения «JONHON», а так же официальным дистрибьютором и эксклюзивным представителем в России производителя высокотехнологичных и надежных решений для передачи СВЧ сигналов «FORSTAR».



## JONHON

«JONHON» (основан в 1970 г.)

Разъемы специального, военного и аэрокосмического назначения:

(Применяются в военной, авиационной, аэрокосмической, морской, железнодорожной, горно- и нефтедобывающей отраслях промышленности)

«FORSTAR» (основан в 1998 г.)

ВЧ соединители, коаксиальные кабели, кабельные сборки и микроволновые компоненты:

(Применяются в телекоммуникациях гражданского и специального назначения, в средствах связи, РЛС, а так же военной, авиационной и аэрокосмической отраслях промышленности).



Телефон: 8 (812) 309-75-97 (многоканальный)

Факс: 8 (812) 320-03-32

Электронная почта: [ocean@oceanchips.ru](mailto:ocean@oceanchips.ru)

Web: <http://oceanchips.ru/>

Адрес: 198099, г. Санкт-Петербург, ул. Калинина, д. 2, корп. 4, лит. А