



## Main

|                           |   |
|---------------------------|---|
| Range of product          | Zelio Time  |
| Product or component type | Modular timing relay  |
| Discrete output type      | Solid state   |
| Width                     | 0.69 in (17.5 mm)   |
| Component name            | RE17L   |
| Time delay type           | A   |
| Time delay range          | 0.1...1 s<br>1...10 h<br>1...10 min<br>1...10 s<br>10...100 h<br>6...60 min<br>6...60 s |
| Nominal output current    | 0.7 A   |

## Complementary

|  |  |
|--|--|
| Control type                           | Selector switch on front panel   |
| [Us] rated supply voltage              | 24...240 V AC/DC at 50/60 Hz   |
| Voltage range                          | 0.85...1.1 Us  |
| Supply frequency                       | 50...60 Hz (+/- 5 %)   |
| Impulse duration                       | 0.05 s typical   |
| Insulation resistance                  | 100 MOhm at 500 V DC conforming to IEC 60664-1   |
| [Uimp] rated impulse withstand voltage | 5 kV (1.2/50 µs)   |
| Delay response                         | < 100 ms   |
| Connections - terminals                | Screw terminals, clamping capacity: 1 x 0.5...1 x 3.3 mm <sup>2</sup> AWG 20...AWG 12 (solid) without cable end<br>Screw terminals, clamping capacity: 2 x 0.5...2 x 2.5 mm <sup>2</sup> AWG 20...AWG 14 (solid) without cable end<br>Screw terminals, clamping capacity: 1 x 0.2...1 x 2.5 mm <sup>2</sup> AWG 24...AWG 14 (flexible) with cable end<br>Screw terminals, clamping capacity: 2 x 0.2...2 x 1.5 mm <sup>2</sup> AWG 24...AWG 16 (flexible) with cable end |
| Tightening torque                      | 5.31...8.85 lbf.in (0.6...1 N.m) conforming to IEC 60947-1   |
| Dielectric strength                    | 2.5 kV 1 mA/1 minute 50 Hz conforming to IEC 61812-1   |
| Housing material                       | Self-extinguishing   |
| Repeat accuracy                        | +/- 0.5 % conforming to IEC 61812-1  |
| Temperature drift                      | +/- 0.05 %/°C  |
| Voltage drift                          | +/- 0.2 %/V  |
| Setting accuracy of time delay         | +/- 10 % of full scale at 25 °C conforming to IEC 61812-1  |
| Reset time                             | 350 ms on de-energisation typical  |
| On-load factor                         | 100 %  |
| Power consumption in VA                | 0...3 VA at 240 V AC   |
| Power consumption in W                 | <= 1.5 W at 240 V DC   |
| Breaking capacity                      | 0.5 A AC/DC conforming to UL<br>0.7 A AC/DC at 68 °F (20 °C)   |
| Operating rate in Hz                   | 10 Hz  |
| Maximum output current                 | 20 A <= 10 ms  |
| Minimum switching current              | 10 mA  |
| Leakage current                        | < 5 mA   |
| Maximum switching voltage              | 250 V AC/DC  |
| Voltage drop                           | 4 V 3-wire   |

The information provided in this documentation contains general descriptions and/or technical characteristics of the products contained herein. This documentation is not intended as a substitute for and is not to be used for determining suitability or reliability of these products for specific user applications. It is the duty of any such user or integrator to perform the appropriate and complete risk analysis, evaluation and testing of the products with respect to the relevant specific application or use thereof. Neither Schneider Electric Industries SAS nor any of its affiliates or subsidiaries shall be responsible or liable for misuse of the information contained herein.

|                         |  |
|-------------------------|--|
|                         | 8 V 2-wire   |
| Electrical durability   | 100000000 cycles   |
| Marking                 | CE   |
| Creepage distance       | 4 kV/3 conforming to IEC 60664-1                           |
| Safety reliability data | MTTFd = 353.8 years<br>B10d = 320000                       |
| Mounting position       | Any position in relation to normal vertical mounting plane |
| Mounting support        | 35 mm DIN rail conforming to EN/IEC 60715                  |
| Product weight          | 0.15 lb(US) (0.068 kg)                                     |

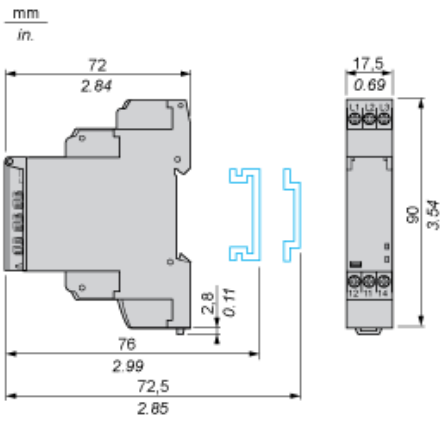
## Environment

|                                       |  |
|---------------------------------------|--|
| immunity to microbreaks               | <= 20 ms   |
| derating factor                       | 5 mA/°C  |
| standards                             | 2004/108/EC<br>EN 61000-6-1<br>EN 61000-6-2<br>EN 61000-6-3<br>EN 61000-6-4<br>IEC 61812-1<br>2006/95/EC   |
| product certifications                | CSA<br>CULus<br>GL   |
| ambient air temperature for storage   | -22...140 °F (-30...60 °C)   |
| ambient air temperature for operation | -4...140 °F (-20...60 °C)  |
| IP degree of protection               | IP20 (terminal block) conforming to IEC 60529<br>IP40 (housing) conforming to IEC 60529<br>IP50 (front panel) conforming to IEC 60529  |
| vibration resistance                  | 20 m/s <sup>2</sup> (f = 10...150 Hz) conforming to IEC 60068-2-6  |
| shock resistance                      | 15 gn (duration = 11 ms) conforming to IEC 60068-2-27  |
| relative humidity                     | 93 % without condensation conforming to IEC 60068-2-30   |
| electromagnetic compatibility         | Electrostatic discharge immunity test, in contact at 6 kV conforming to IEC 61000-4-2 level 3<br>Electrostatic discharge immunity test, in air at 8 kV conforming to IEC 61000-4-2 level 3<br>Susceptibility to electromagnetic fields, 80 MHz to 1 GHz at 10 V/m conforming to IEC 61000-4-3 level 3<br>Electrical fast transient/burst immunity test, capacitive connecting clip at 1 kV conforming to IEC 61000-4-4 level 3<br>Electrical fast transient/burst immunity test, direct at 2 kV conforming to IEC 61000-4-4 level 3<br>1.2/50 µs shock waves immunity test, differential mode at 1 kV conforming to IEC 61000-4-5 level 3<br>1.2/50 µs shock waves immunity test, common mode at 2 kV conforming to IEC 61000-4-5 level 3<br>Conducted RF disturbances, 0.15...80 MHz at 10 V conforming to IEC 61000-4-6 level 3<br>Voltage dips and interruptions immunity test, 1 cycle at 0 % conforming to IEC 61000-4-11<br>Voltage dips and interruptions immunity test, 25/30 cycles at 70 % conforming to IEC 61000-4-11<br>Conducted and radiated emissions conforming to EN 55022 class B |

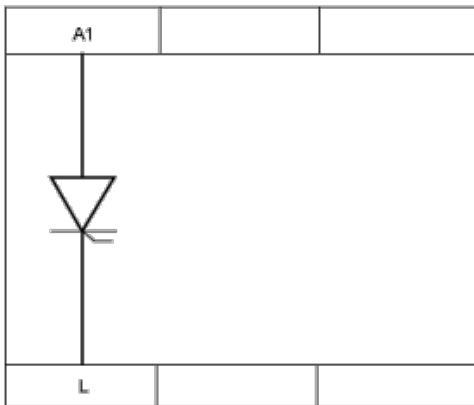
## Offer Sustainability

|  |  |
|--|--|
| Green Premium product  | Green Premium product  |
| Compliant - since 1650 - Schneider Electric declaration of conformity  | Compliant - since 1650 - Schneider Electric declaration of conformity  |
| Reference not containing SVHC above the threshold  | Reference not containing SVHC above the threshold  |
| Available  | Available  |
| Available  | Available  |
| WARNING: This product can expose you to chemicals including:   | WARNING: This product can expose you to chemicals including:   |
| Lead and lead compounds, which is known to the State of California to cause cancer and birth defects or other reproductive harm. | Lead and lead compounds, which is known to the State of California to cause cancer and birth defects or other reproductive harm. |

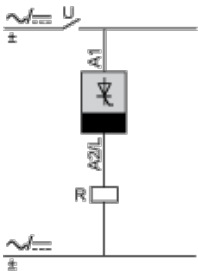
### Width 17.5 mm



### Internal Wiring Diagram



### Wiring Diagram



### Function A : Power on Delay Relay

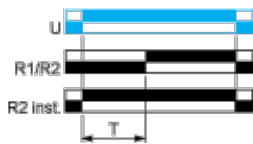
#### Description

The timing period T begins on energisation. After timing, the output(s) R close(s). The second output can be either timed or instantaneous.

#### Function: 1 Output




#### Function: 2 Outputs



2 timed outputs (R1/R2) or 1 timed output (R1) and 1 instantaneous output (R2 inst.)

## Legend

 Relay de-energised

 Relay energised

 Output open

 Output closed

**C** Control contact

**G** Gate

**R** Relay or solid state output

**R1/R22** timed outputs

**R2** The second output is instantaneous if the right position is selected  
**inst.**

**T** Timing period

**Ta** - Adjustable On-delay

**Tr** - Adjustable Off-delay

**U** Supply

Компания «Океан Электроники» предлагает заключение долгосрочных отношений при поставках импортных электронных компонентов на взаимовыгодных условиях!

Наши преимущества:

- Поставка оригинальных импортных электронных компонентов напрямую с производств Америки, Европы и Азии, а так же с крупнейших складов мира;
- Широкая линейка поставок активных и пассивных импортных электронных компонентов (более 30 млн. наименований);
- Поставка сложных, дефицитных, либо снятых с производства позиций;
- Оперативные сроки поставки под заказ (от 5 рабочих дней);
- Экспресс доставка в любую точку России;
- Помощь Конструкторского Отдела и консультации квалифицированных инженеров;
- Техническая поддержка проекта, помощь в подборе аналогов, поставка прототипов;
- Поставка электронных компонентов под контролем ВП;
- Система менеджмента качества сертифицирована по Международному стандарту ISO 9001;
- При необходимости вся продукция военного и аэрокосмического назначения проходит испытания и сертификацию в лаборатории (по согласованию с заказчиком);
- Поставка специализированных компонентов военного и аэрокосмического уровня качества (Xilinx, Altera, Analog Devices, Intersil, Interpoint, Microsemi, Actel, Aeroflex, Peregrine, VPT, Syfer, Eurofarad, Texas Instruments, MS Kennedy, Miteq, Cobham, E2V, MA-COM, Hittite, Mini-Circuits, General Dynamics и др.);

Компания «Океан Электроники» является официальным дистрибьютором и эксклюзивным представителем в России одного из крупнейших производителей разъемов военного и аэрокосмического назначения «JONHON», а так же официальным дистрибьютором и эксклюзивным представителем в России производителя высокотехнологичных и надежных решений для передачи СВЧ сигналов «FORSTAR».



## JONHON

«JONHON» (основан в 1970 г.)

Разъемы специального, военного и аэрокосмического назначения:

(Применяются в военной, авиационной, аэрокосмической, морской, железнодорожной, горно- и нефтедобывающей отраслях промышленности)

«FORSTAR» (основан в 1998 г.)

ВЧ соединители, коаксиальные кабели, кабельные сборки и микроволновые компоненты:

(Применяются в телекоммуникациях гражданского и специального назначения, в средствах связи, РЛС, а так же военной, авиационной и аэрокосмической отраслях промышленности).



Телефон: 8 (812) 309-75-97 (многоканальный)

Факс: 8 (812) 320-03-32

Электронная почта: [ocean@oceanchips.ru](mailto:ocean@oceanchips.ru)

Web: <http://oceanchips.ru/>

Адрес: 198099, г. Санкт-Петербург, ул. Калинина, д. 2, корп. 4, лит. А