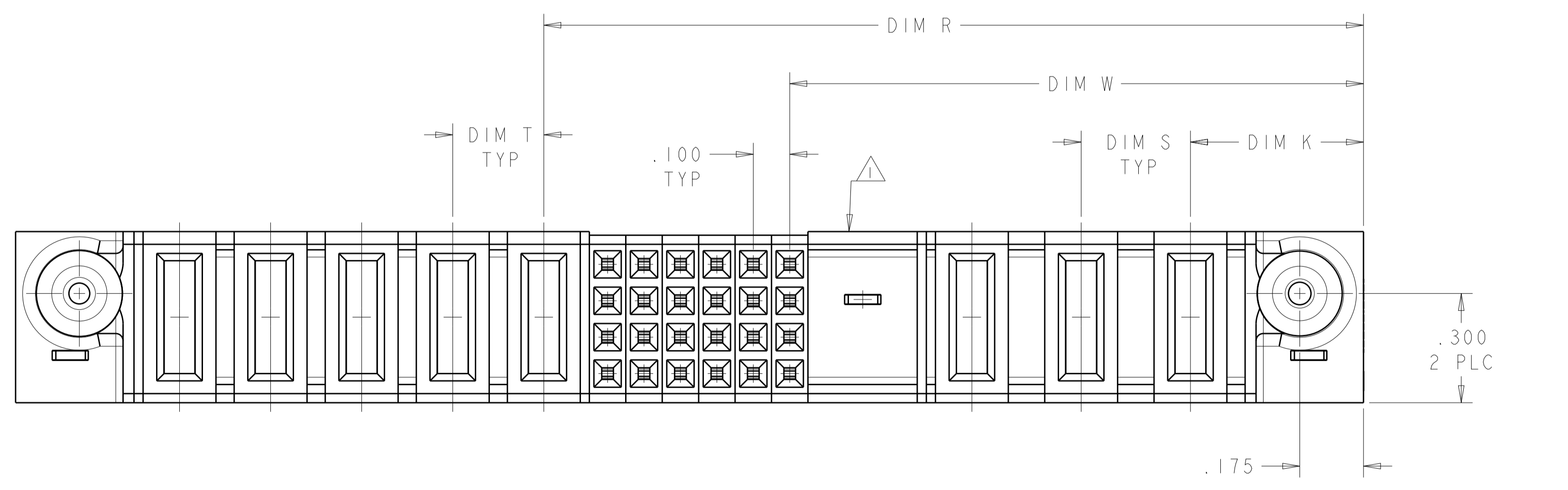
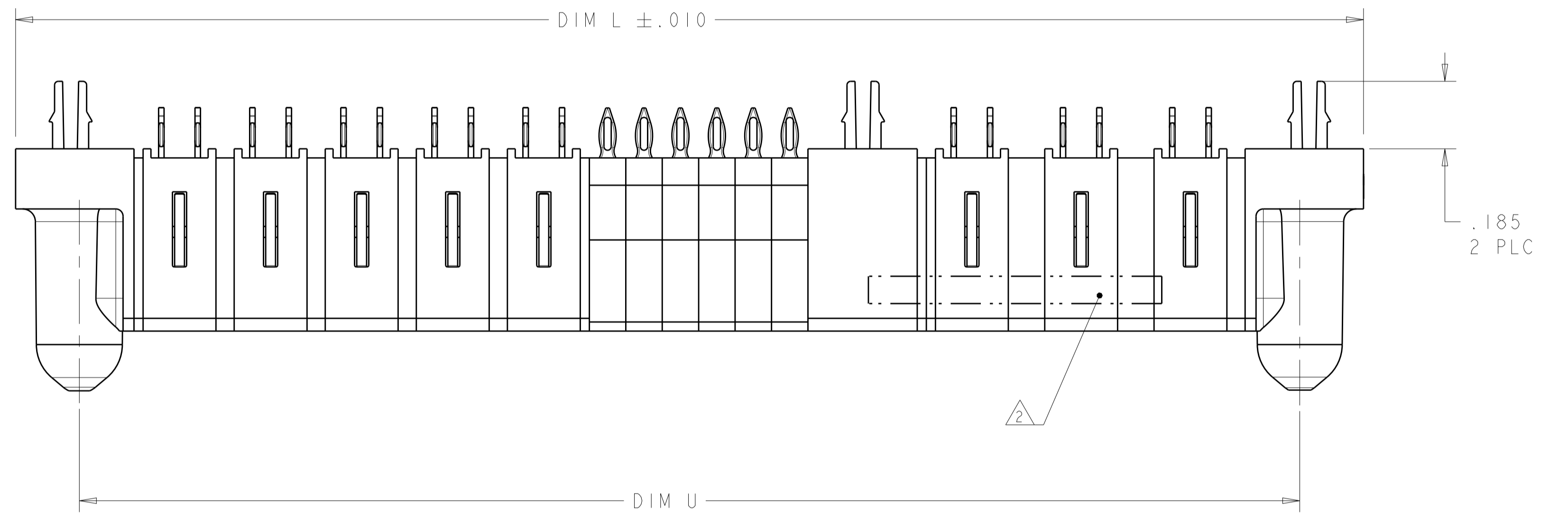
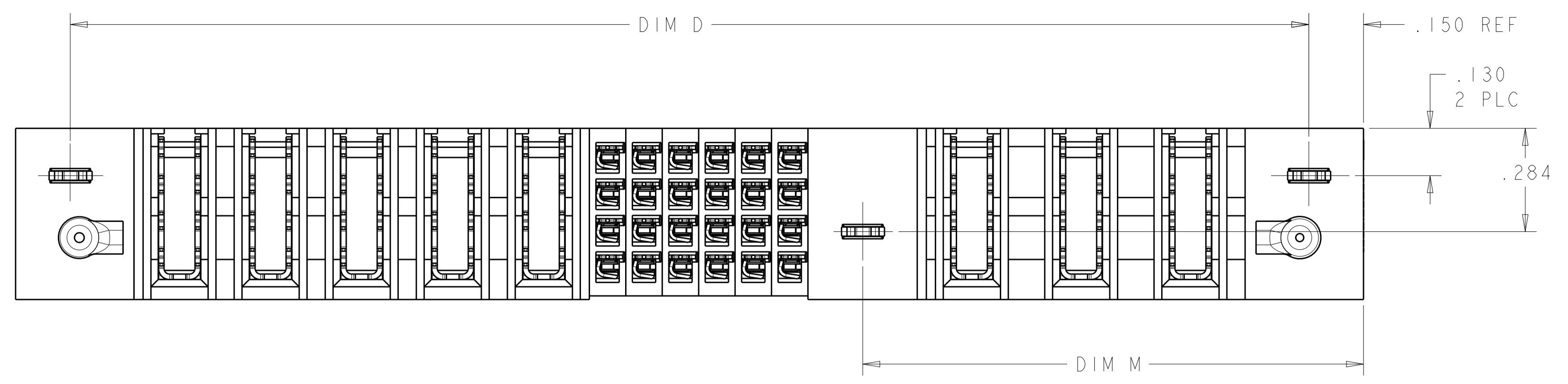
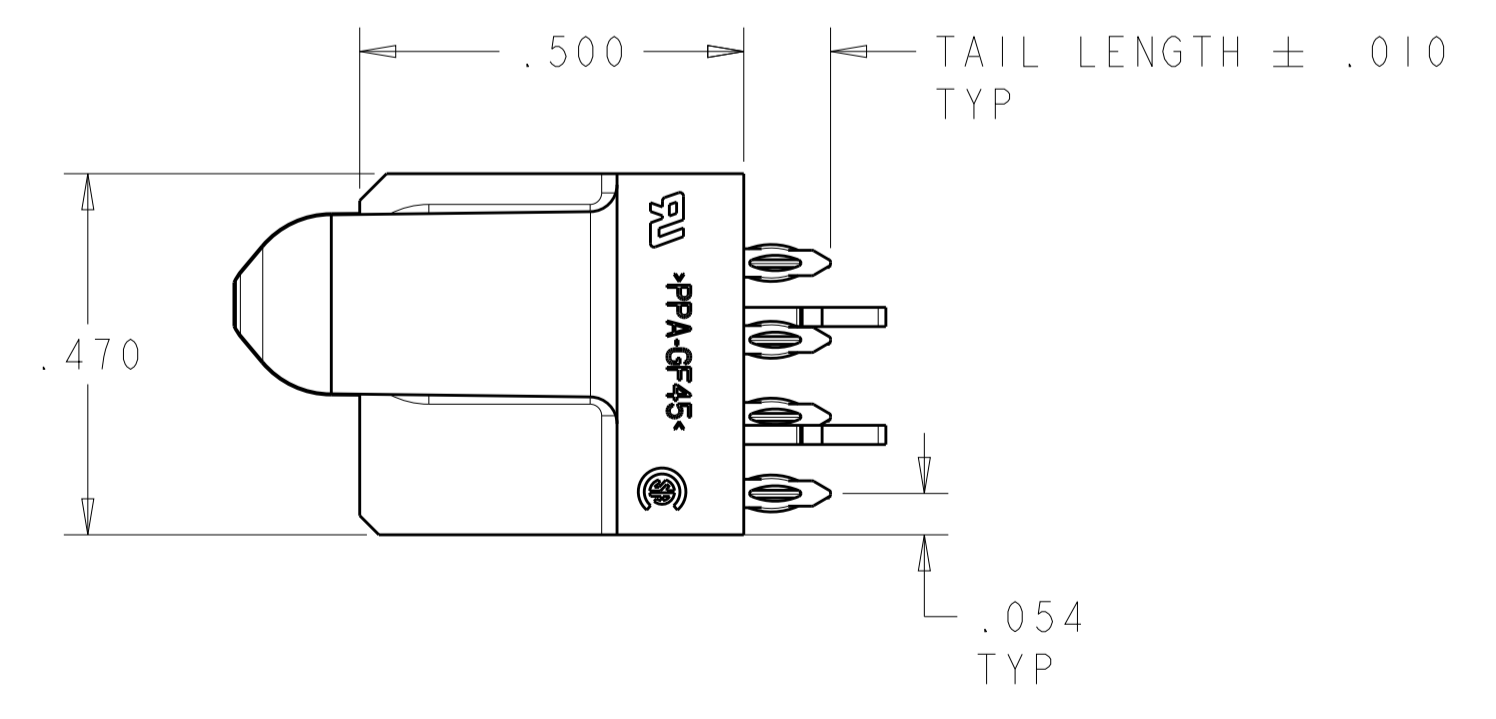


LOC		DIST		REVISIONS			
ES	00	P	LTN	DESCRIPTION	DATE	DMN	APVD
		U3		REV PER ECR-13-015977	14OCT2013	CZ	SZ



- 1 OPTIONAL CENTER MODULE, WITH Ø.150 THRU HOLE OR HOLD DOWN FEATURE
- 2 "AMP", PART NUMBER, AND DATE CODE TO BE MARKED IN AREA SHOWN MARKING ON BOTH SIDES PERMITTED FOR PARTS UNDER 2.00 LONG
- 3 MATERIAL: HOUSING - GLASS FILLED HIGH TEMP THERMO PLASTIC, UL94 V-0, BLACK
 SIGNAL CONTACT - HIGH CONDUCTIVITY COPPER ALLOY
 POWER CONTACT - HIGH CONDUCTIVITY COPPER ALLOY
- 4 CONTACT PLATING: NOBLE METAL PLATING ON CONTACT FUNCTIONAL AREA OF POWER AND SIGNAL CONTACTS
- 5 MECHANICAL CONNECTOR KEEP OUT ZONE
- 6 DATUM AND BASIC DIMENSIONS ESTABLISHED BY CUSTOMER
- 7 PCB - ALL HOLE DIAMETERS ARE FINISHED HOLE SIZES
- 8 PCB - .0453 ±.0010 DRILLED HOLES PLATED WITH .0003 MIN Sn OVER .001 TO .003 PLATING TO ACHIEVE A .040 HOLE
- 9 VARIABLE DIMENSION SHOWN ON VIEW (SHEET 7, 10)




THIS DRAWING IS A CONTROLLED DOCUMENT.		DMN R. GRZYBOWSKI 02MAY05	TE Connectivity	
DIMENSIONS: INCHES		CHK M. PERCHERKE 02MAY05		
TOLERANCES UNLESS OTHERWISE SPECIFIED: 0 PLC ±. 1 PLC ±.01 2 PLC ±.01 3 PLC ±.005 4 PLC ±.0020 ANGLES ±.020		APVD M. PERCHERKE	NAME VERTICAL RECEPTACLE ASSEMBLY WITH GUIDES, MULTI-BEAM XL	
MATERIAL FINISH		PRODUCT SPEC 108-1973	SIZE A1	
CUSTOMER DRAWING		APPLICATION SPEC 114-13038	CAGE CODE DRAWING NO 00779	
SCALE 4:1		WEIGHT	RESTRICTED TO	
SHEET 1 OF 23		REV U3		

LOC	DIST	REVISIONS					
ES	00	P	LTN	DESCRIPTION	DATE	DWN	APVD
		-		SEE SHEET 1			

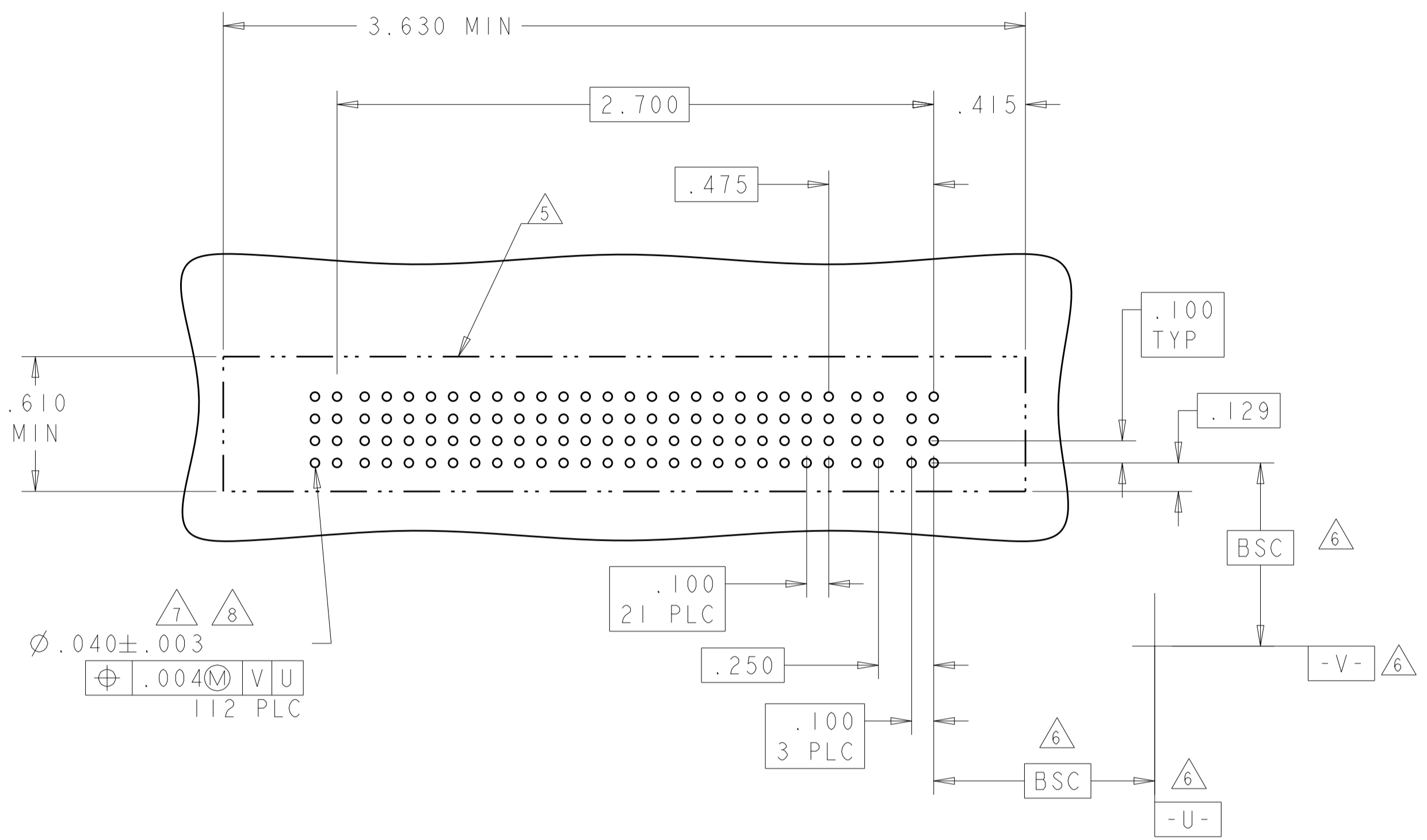
-	4.300	4.250	.250	.250	3.150	1.875	4.600	.450	6P + 48S + 5P	7-6450550-3
-	3.850	3.800	.250	.250	2.950	1.375	4.150	.450	4P + 60S + 4P	7-6450550-2
-	1.950	1.900	.250	.250	1.550	.875	2.250	.450	2P + 24S + 2P	7-6450550-1
-	2.350	2.300	.250	.250	1.700	1.175	2.650	.450	3P + 16S + 3P	6-6450550-9
-	2.650	2.600	.250	.250	2.000	1.125	2.950	.450	3P + 32S + 3P	6-6450550-7
-	2.050	2.000	.250	.250	1.650	.925	2.350	.450	2P + 24S + 2P	6-6450550-6
-	5.450	5.400	.250	.250	3.300	2.625	5.750	.450	9P + 24S + 9P	6-6450550-5
-	2.250	2.20	.250	.250	1.350	.875	2.550	.450	2P + 16S + 4P	6-6450550-4
-	4.450	4.400	.250	.250	2.800	2.125	4.750	.450	7P + 24S + 7P	6-6450550-3
-	-	3.950	.250	.200	2.125	1.025	4.300	.425	3P + 40S + 8P	6-6450550-2
-	5.450	5.400	.250	.250	3.300	2.625	5.750	.450	9P + 24S + 9P	6-6450550-1
-	3.300	3.250	.250	.250	2.400	1.675	3.600	.450	5P + 24S + 4P	6-6450550-0
-	3.300	3.250	.250	.250	2.150	1.425	3.600	.450	4P + 24S + 5P	5-6450550-9
-	2.150	2.100	-	.250	1.750	.875	2.450	.450	2P + 32S + 2P	5-6450550-8
-	3.050	3.000	.250	.250	2.150	1.425	3.350	.450	4P + 24S + 4P	5-6450550-7
-	2.250	2.200	.200	.200	1.725	1.025	2.550	.425	3P + 24S + 3P	5-6450550-6
-	3.300	3.250	.250	.250	2.150	1.425	3.600	.450	4P + 24S + 5P	5-6450550-5
-	2.250	2.200	.250	.250	1.350	.875	2.550	.450	2P + 16S + 4P	5-6450550-4
-	-	3.050	.250	.300	1.950	1.275	3.400	.475	3ACP + 24S + 5P	5-6450550-3
-	1.950	1.900	.250	.250	1.550	.875	2.250	.450	2P + 24S + 2P	5-6450550-0
-	-	6.300	△ ₉	△ ₉	3.925	3.275	6.650	.425	14P + 24S + 12P	4-6450550-9
-	1.950	1.900	.250	.250	1.550	.875	2.250	.450	2P + 24S + 2P	4-6450550-7
-	3.950	3.900	.250	.250	2.550	1.875	4.250	.450	6P + 24S + 6P	4-6450550-5
-	-	2.400	.250	.250	1.550	1.375	2.750	.450	4P + 4S + 4P	4-6450550-2
-	-	2.400	.250	.250	1.550	.875	2.750	.450	2P + 24S + 4P	4-6450550-0
-	-	3.100	.200	.200	2.225	1.375	3.450	.425	5P + 32S + 5P	3-6450550-5
-	-	5.450	△ ₉	△ ₉	3.075	2.425	5.800	.425	10P + 24S + 12P	3-6450550-2
-	3.350	3.300	.250	.250	2.450	1.375	3.650	.450	4P + 40S + 4P	2-6450550-9
-	-	3.100	.200	.200	2.225	1.375	3.450	.425	5P + 32S + 5P	2-6450550-8
-	-	2.100	.250	.300	1.750	1.275	2.450	.475	3ACP + 16S + 2P	2-6450550-4
-	-	2.250	.250	.200	1.900	1.225	2.600	.450	4P + 24S + 2P	1-6450550-9
-	4.325	4.275	.250	△ ₉	3.175	2.500	4.625	.475	2ACP + 6P + 24S + 5P	1-6450550-8
-	-	1.575	-	-	1.425	.700	1.925	.475	1P + 24S + 1P	1-6450550-7
-	-	2.500	.250	.250	2.150	1.425	2.850	.450	4P + 24S + 2P	1-6450550-6
-	1.950	1.900	.250	.250	1.550	.875	2.250	.450	2P + 24S + 2P	1-6450550-5
-	2.850	2.800	.300	.250	2.075	1.375	3.150	.450	4P + 24S + 3ACP	1-6450550-4
-	3.550	3.500	.200	.200	2.225	1.775	3.850	.425	7P + 16S + 7P	1-6450550-3
-	4.450	4.400	.250	.250	4.050	.875	4.750	.450	2P + 124S + 2P	1-6450550-2
-	4.550	4.500	.250	.300	1.650	.975	4.850	.475	2ACP + 24S + 12P	1-6450550-1
-	2.550	2.500	.250	.250	2.150	.875	2.850	.450	2P + 48S + 2P	1-6450550-0
-	-	4.050	.300	.250	3.350	2.875	4.400	.450	10P + 16S + 3ACP	6450550-8
-	-	3.950	.250	.200	2.125	1.025	4.300	.425	3P + 40S + 8P	6450550-7
-	-	4.050	-	.250	3.950	.875	4.400	.450	2P + 120S + 1P	6450550-6
-	-	3.250	-	.250	3.150	.875	3.600	.450	2P + 88S + 1P	6450550-5
-	-	1.400	-	-	1.300	.625	1.750	.450	1P + 24S + 1P	6450550-4
-	-	2.900	.250	.250	2.550	.875	3.250	.450	2P + 64S + 2P	6450550-3
-	-	2.550	.300	.250	1.825	1.125	2.900	.450	3P + 24S + 3ACP	6450550-2
-	-	3.050	.250	.300	1.950	1.275	3.400	.475	3ACP + 24S + 5P	6450550-1
M	D	U	T	S	R	W	L	K	DESCRIPTION	PART NUMBER

U

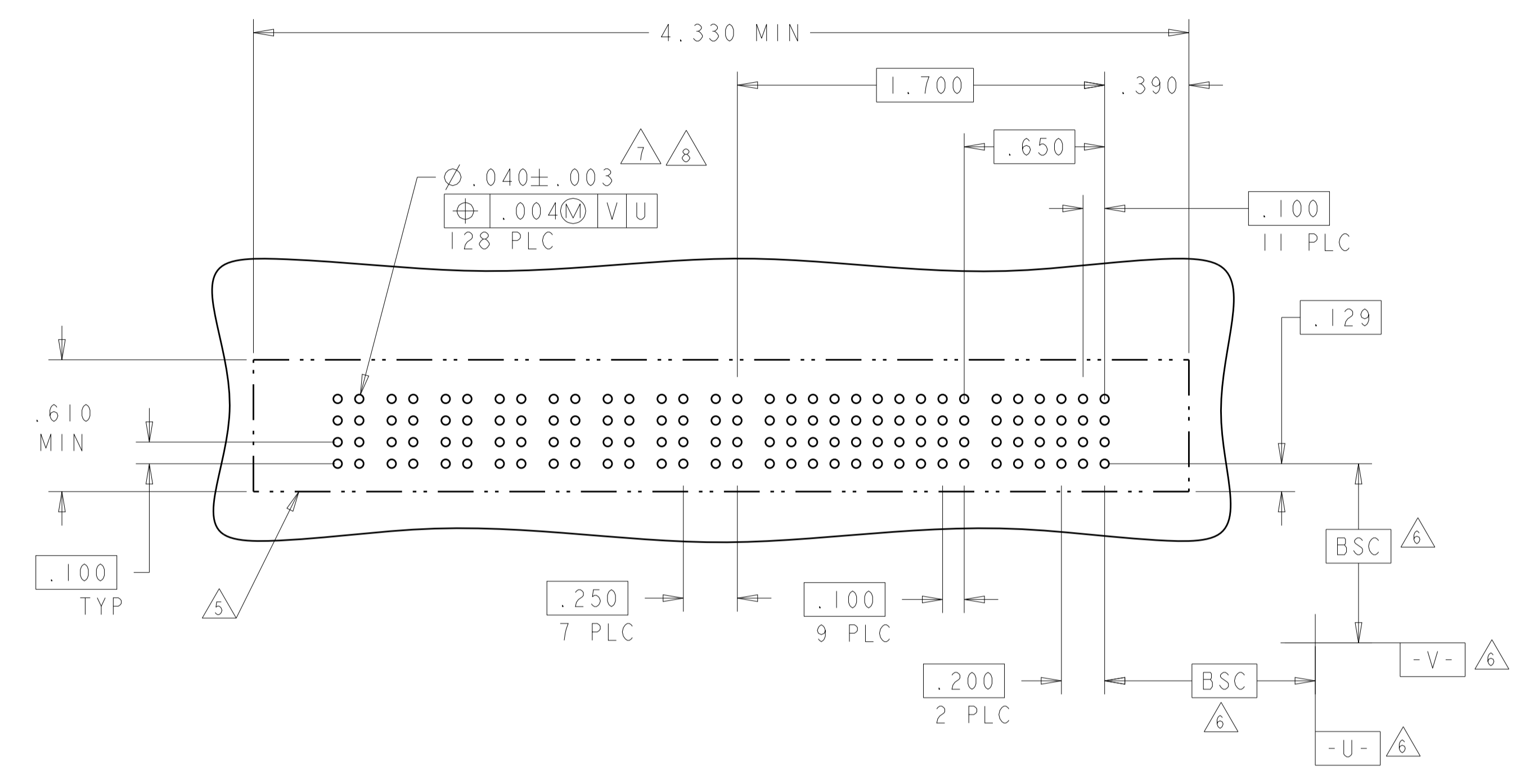
THIS DRAWING IS A CONTROLLED DOCUMENT.		DWN R. GRZYBOWSKI CHK M. PERCHERKE	02MAY05	 TE Connectivity
DIMENSIONS: INCHES		APVD M. PERCHERKE	NAME	
TOLERANCES UNLESS OTHERWISE SPECIFIED: 0 PLC ±. 1 PLC ±.01 2 PLC ±.005 3 PLC ±.002 4 PLC ±.002 ANGLES ±.020 FINISH		PRODUCT SPEC 108-1973	APPLICATION SPEC 114-13038	VERTICAL RECEPTACLE ASSEMBLY WITH GUIDES, MULTI-BEAM XL
MATERIAL FINISH		WEIGHT	RESTRICTED TO	
CUSTOMER DRAWING		SCALE	4:1	SIZE CAGE CODE DRAWING NO A100779C=6450550
		SHEET	2	OF 23 REV U3

LOC	DIST	REVISIONS			
P	LTN	DESCRIPTION	DATE	OWN	APVD
-	-	SEE SHEET 1	-	-	-

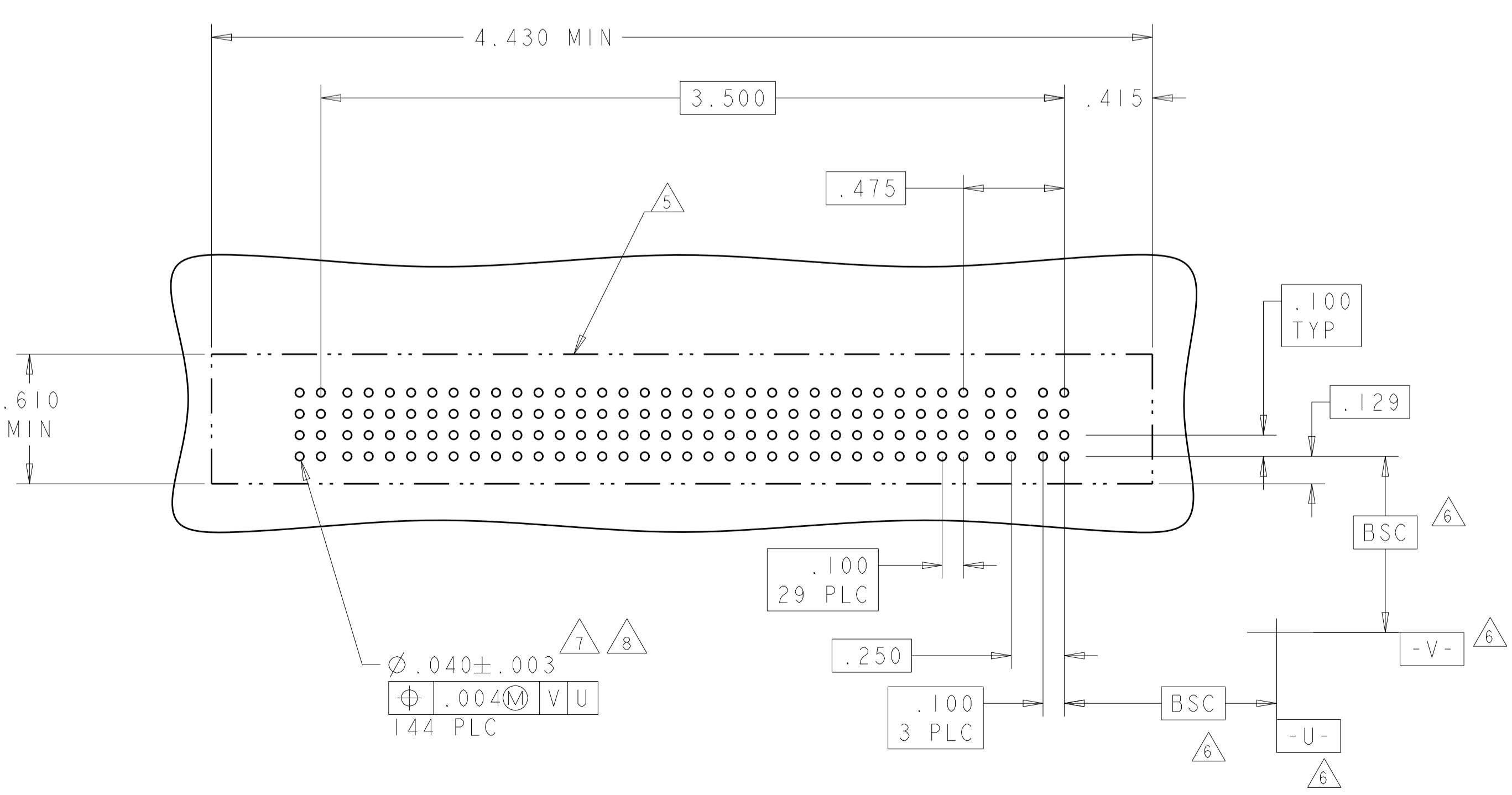
PART NUMBER	ROWS	SIGNAL																				POWER (R)					
		P3	22	21	20	19	18	17	16	15	14	13	12	11	10	9	8	7	6	5	4	3	2	1	P2	P1	
6450550-5	D C B A	GP	AP	AP	AP	AP	AP	AP	AP	AP	AP	AP	AP	AP	AP	AP	AP	AP	AP	AP	AP	AP	AP	AP	GS	GP	
		GP	AP	AP	AP	AP	AP	AP	AP	AP	AP	AP	AP	AP	AP	AP	AP	AP	AP	AP	AP	AP	AP	AP	GS	GP	
		GP	AP	AP	AP	AP	AP	AP	AP	AP	AP	AP	AP	AP	AP	AP	AP	AP	AP	AP	AP	AP	AP	AP	GS	GP	
2P + 8S + 1P																											



PART NUMBER	ROWS	POWER								SIGNAL											POWER							
		P11	P10	P9	P8	P7	P6	P5	P4	10	9	8	7	6	5	4	3	2	1	P3	P2	P1						
6450550-7	D C B A	GS	GS	GP	GP	GS	GS	GP	GP	AP	AP	AP	AP	AP	AP	AP	AP	AP	AP	AP	AP	AP	AP	AP	AP	GS	GP	GS
		GS	GS	GP	GP	GS	GS	GP	GP	AP	AP	AP	AP	AP	AP	AP	AP	AP	AP	AP	AP	AP	AP	AP	GS	GP	GS	
		GS	GS	GP	GP	GS	GS	GP	GP	AP	AP	AP	AP	AP	AP	AP	AP	AP	AP	AP	AP	AP	AP	AP	GS	GP	GS	
3P + 40S + 8P																												



PART NUMBER	ROWS	SIGNAL																												POWER (R)					
		P3	30	29	28	27	26	25	24	23	22	21	20	19	18	17	16	15	14	13	12	11	10	9	8	7	6	5	4	3	2	1	P2	P1	
6450550-6	D C B A	GP	AP	AP	AP	AP	AP	AP	AP	AP	AP	AP	AP	AP	AP	AP	AP	AP	AP	AP	AP	AP	AP	AP	AP	AP	AP	AP	AP	AP	AP	AP	AP	GS	GP
		GP	AP	AP	AP	AP	AP	AP	AP	AP	AP	AP	AP	AP	AP	AP	AP	AP	AP	AP	AP	AP	AP	AP	AP	AP	AP	AP	AP	AP	AP	AP	AP	GS	GP
		GP	AP	AP	AP	AP	AP	AP	AP	AP	AP	AP	AP	AP	AP	AP	AP	AP	AP	AP	AP	AP	AP	AP	AP	AP	AP	AP	AP	AP	AP	AP	AP	GS	GP
2P + 120S + 1P																																			



THIS DRAWING IS A CONTROLLED DOCUMENT. DWN: R.GRZYBOWSKI 02MAY05, CHK: M.PERCHEK 02MAY05, APVD: M.PERCHEK

DIMENSIONS: INCHES. TOLERANCES UNLESS OTHERWISE SPECIFIED: 0 PLC ±.01, 1 PLC ±.01, 2 PLC ±.01, 3 PLC ±.005, 4 PLC ±.002, ANGLES ±.020

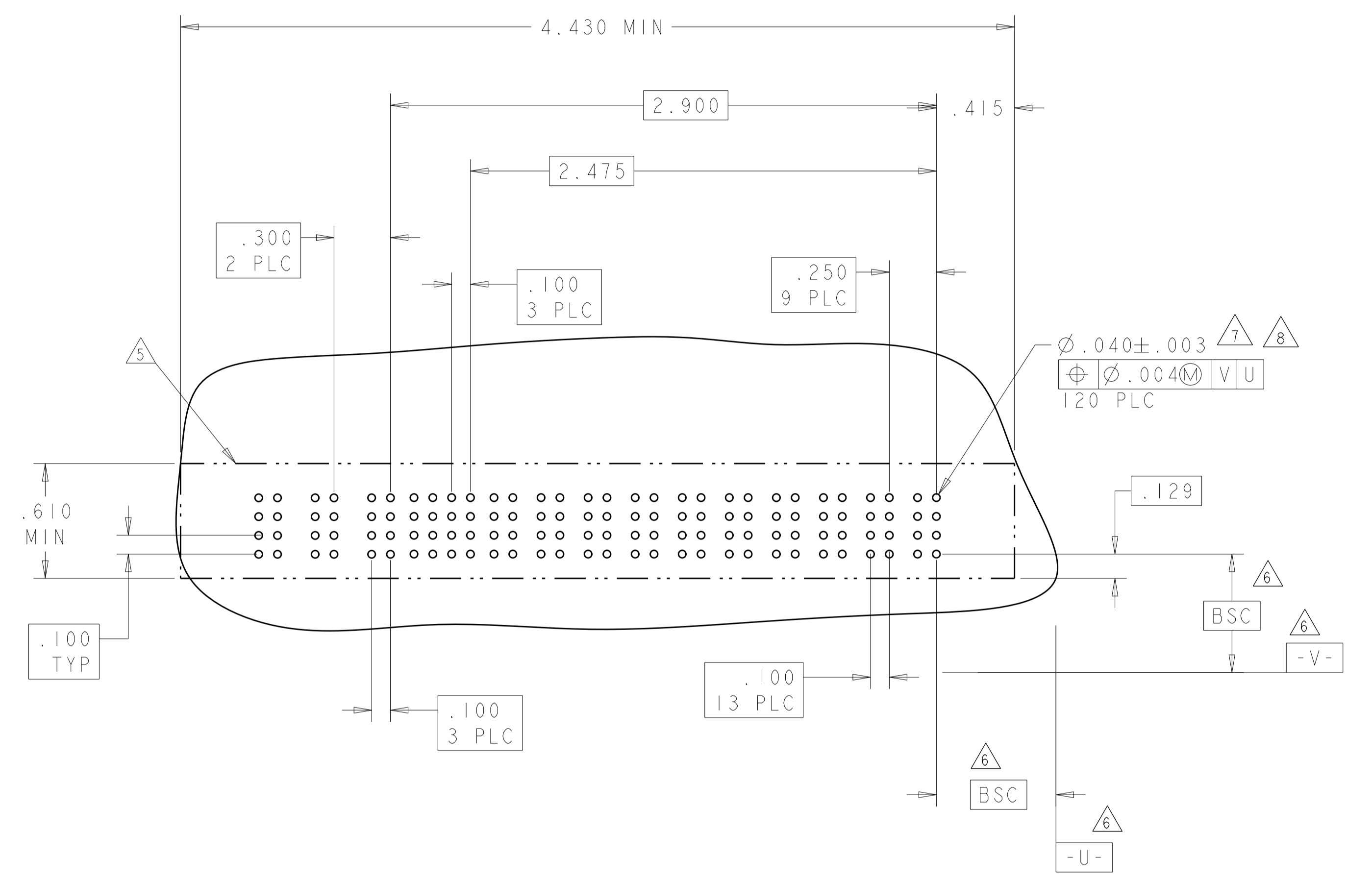
MATERIAL: FINISH: $\triangle 5$, $\triangle 6$

NAME: VERTICAL RECEPTACLE ASSEMBLY WITH GUIDES, MULTI-BEAM XL. PRODUCT SPEC: 108-1973. APPLICATION SPEC: 114-13038. WEIGHT: -. SIZE: A100779. SCALE: 4:1. SHEET: 4 OF 23. REV: U3.

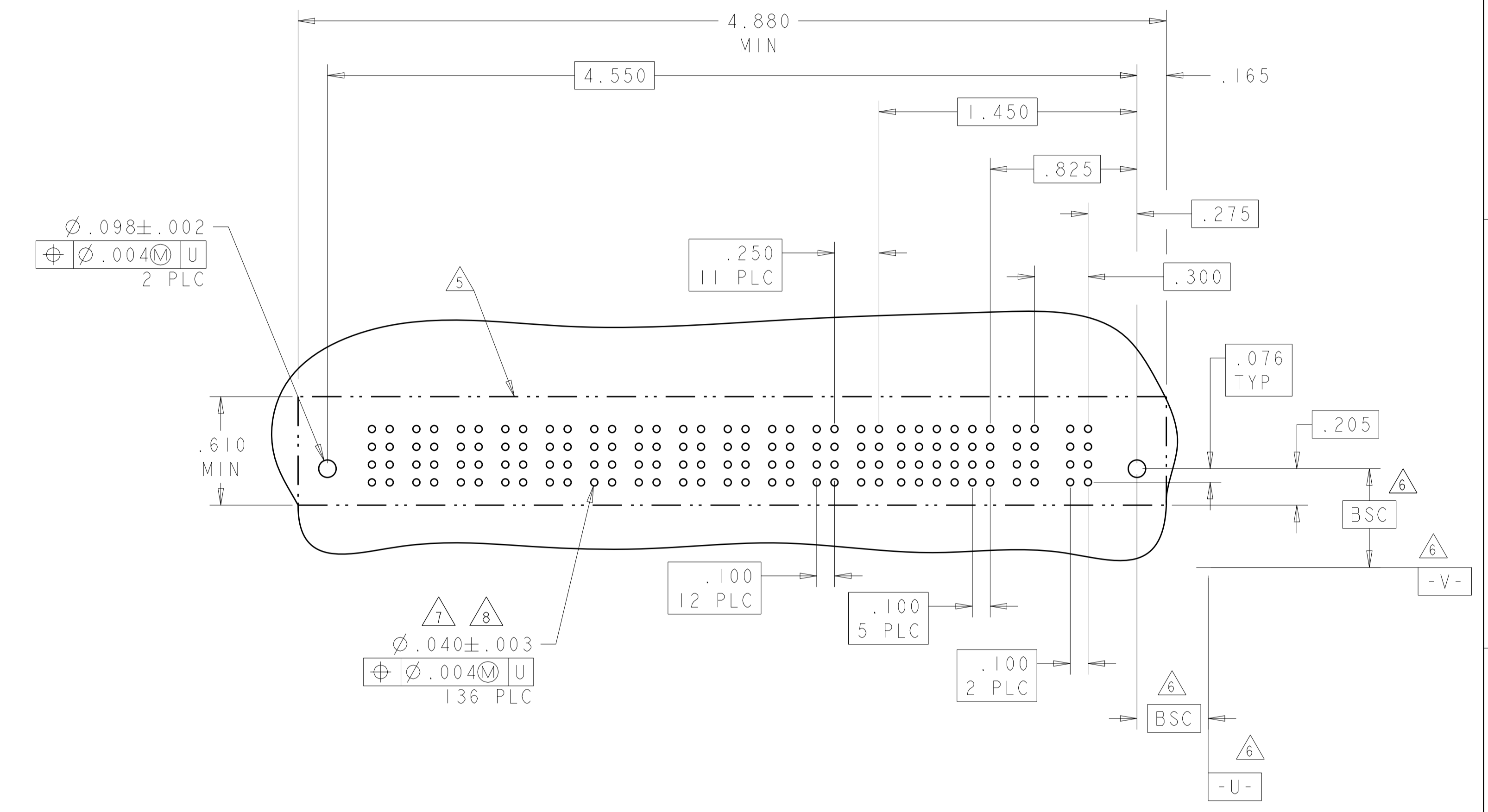
TE Connectivity

LOC	DIST	REVISIONS			
P	LTN	DESCRIPTION	DATE	OWN	APVD
ES	00	SEE SHEET 1			

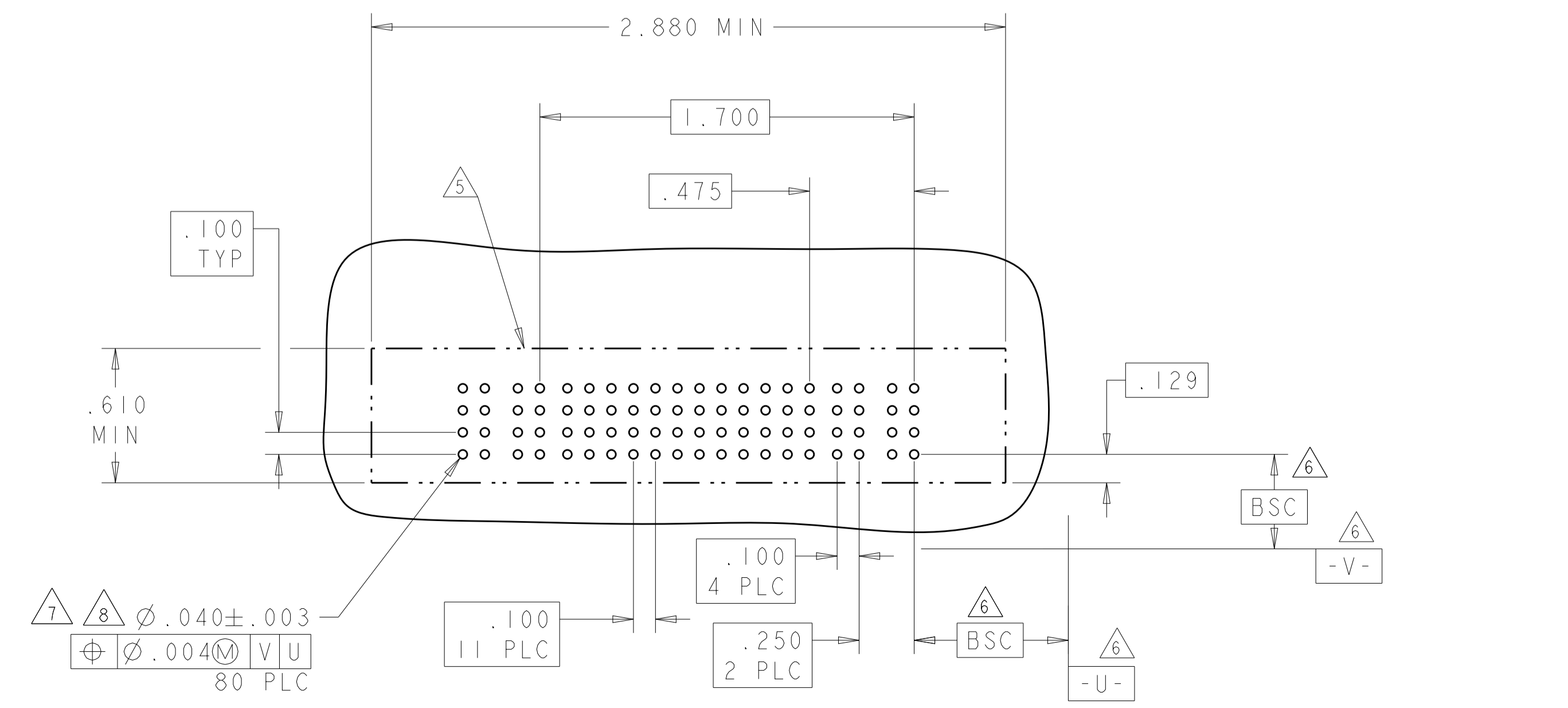
PART NUMBER	ROWS	POWER			SIGNAL				POWER								
		P13	P12	P11	4	3	2	1	P10	P9	P8	P7	P6	P5	P4	P3	P2
6450550-8	D C B A	GS	GS	GP	AP	AP	AP	AP	GS	GS	GS	GS	GS	GS	GS	GS	GS
10P + 16S + 3ACP																	



PART NUMBER	ROWS	POWER (L)										SIGNAL				POWER (R)					
		P14	P13	P12	P11	P10	P9	P8	P7	P6	P5	P4	P3	6	5	4	3	2	1	P2	P1
1-6450550-1	D C B A	GS	GS	GS	GS	GS	GS	GS	GS	GS	GS	GS	GS	GS	GS	GS	GS	GS	GS	GS	GS
2ACP + 24S + 12P																					



PART NUMBER	ROWS	POWER		SIGNAL										POWER							
		P4	P3	12	11	10	9	8	7	6	5	4	3	2	1	P2	P1				
1-6450550-0	D C B A	GS	GP	AP	AP	AP	AP	AP	AP	AP	AP	AP	AP	AP	AP	AP	AP	AP	AP	AP	AP
2P + 48S + 2P																					



THIS DRAWING IS A CONTROLLED DOCUMENT.

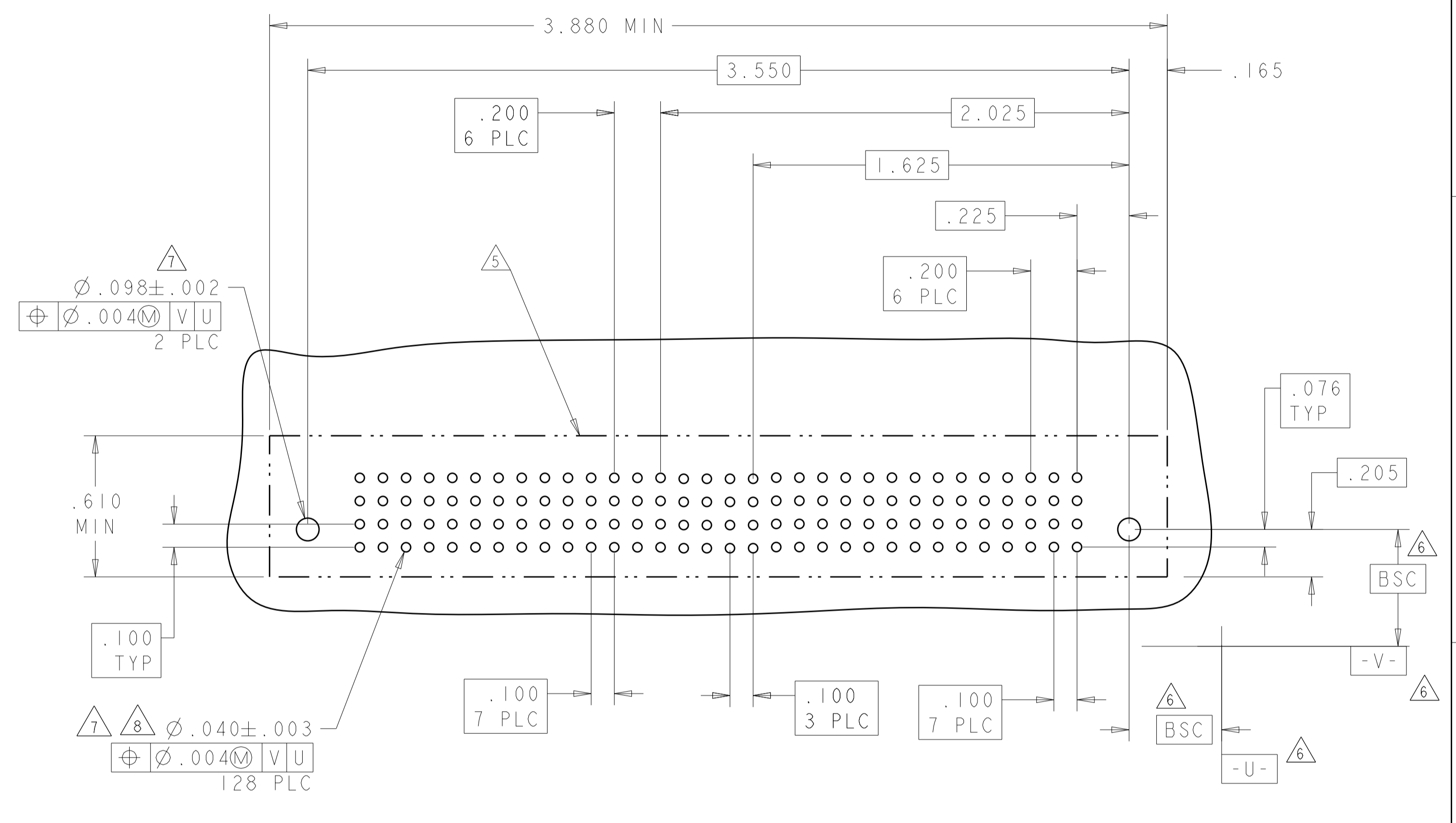
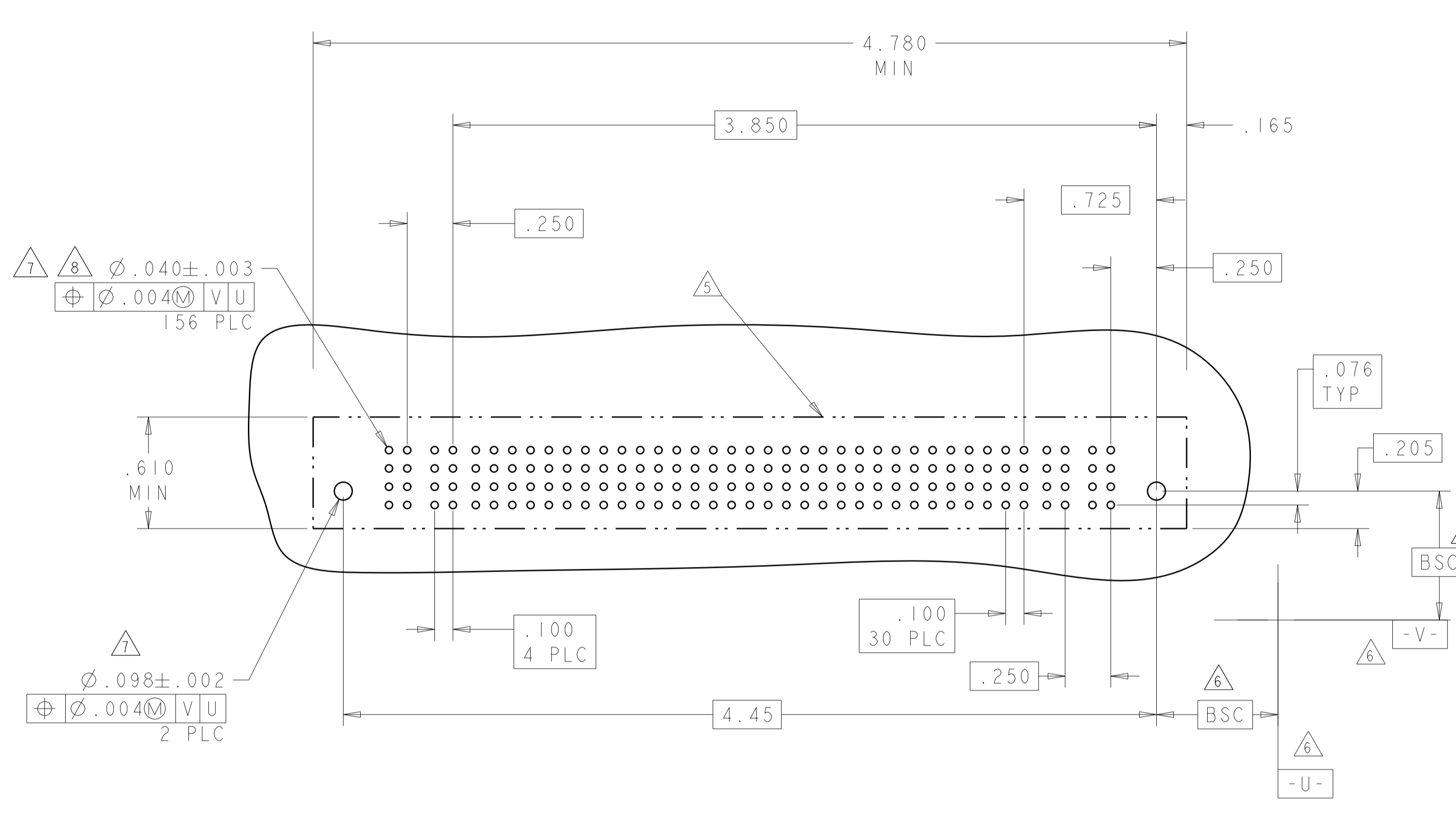
DIMENSIONS: INCHES	TOLERANCES UNLESS OTHERWISE SPECIFIED: 0 PLC ±. 1 PLC ±.01 2 PLC ±.01 3 PLC ±.005 4 PLC ±.0020 ANGLES ±.020	OWN: R. GRZYBOWSKI 02MAY05 CHK: M. PERCHERKE 02MAY05 APVD: M. PERCHERKE PRODUCT SPEC: 108-1973 APPLICATION SPEC: 114-13038 WEIGHT: - CUSTOMER DRAWING	NAME: VERTICAL RECEPTACLE ASSEMBLY WITH GUIDES, MULTI-BEAM XL SIZE: A1 CAGE CODE: 100779 DRAWING NO: 6450550 SCALE: 4:1 SHEET: 5 OF 23 REV: U3
-----------------------	---	---	--

4805 (3/11)

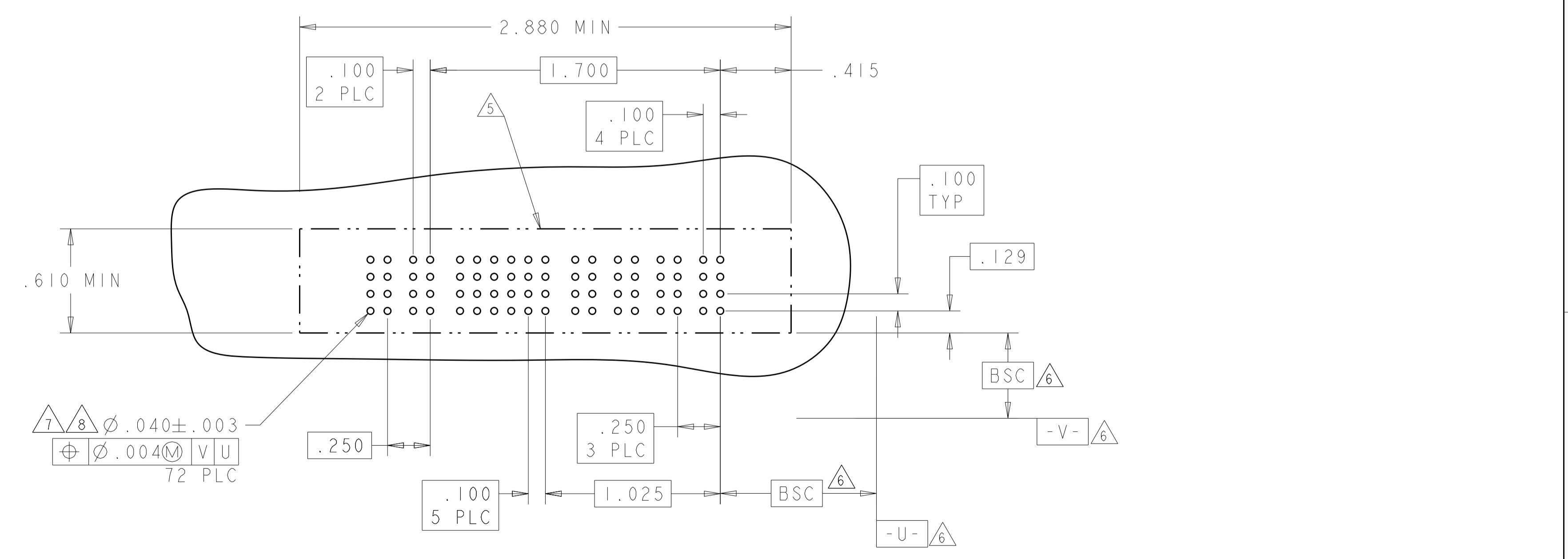
LOC	DIST	REV	DATE	BY	APV
ES	00				

PART NUMBER	ROWS	POWER		SIGNAL																												POWER						
		P4	P3	31	30	29	28	27	26	25	24	23	22	21	20	19	18	17	16	15	14	13	12	11	10	9	8	7	6	5	4	3	2	1	P2	P1		
1-6450550-2	D C B A	GP	GP	AP	AP	AP	AP	AP	AP	AP	AP	AP	AP	AP	AP	AP	AP	AP	AP	AP	AP	AP	AP	AP	AP	AP	AP	AP	AP	AP	AP	AP	AP	AP	AP	AP	GS	GS
					HD																																	
					2P + 124S + 2P																																	

PART NUMBER	ROWS	POWER								SIGNAL				POWER						
		P14	P13	P12	P11	P10	P9	P8		4	3	2	1	P7	P6	P5	P4	P3	P2	P1
1-6450550-3	D C B A	GS	GS	GS	GS	GS	GS	GS	GS	AP	AP	AP	AP	GP	GP	GP	GP	GP	GP	GP
		HD								HD										
		7P + 16S + 7P																		



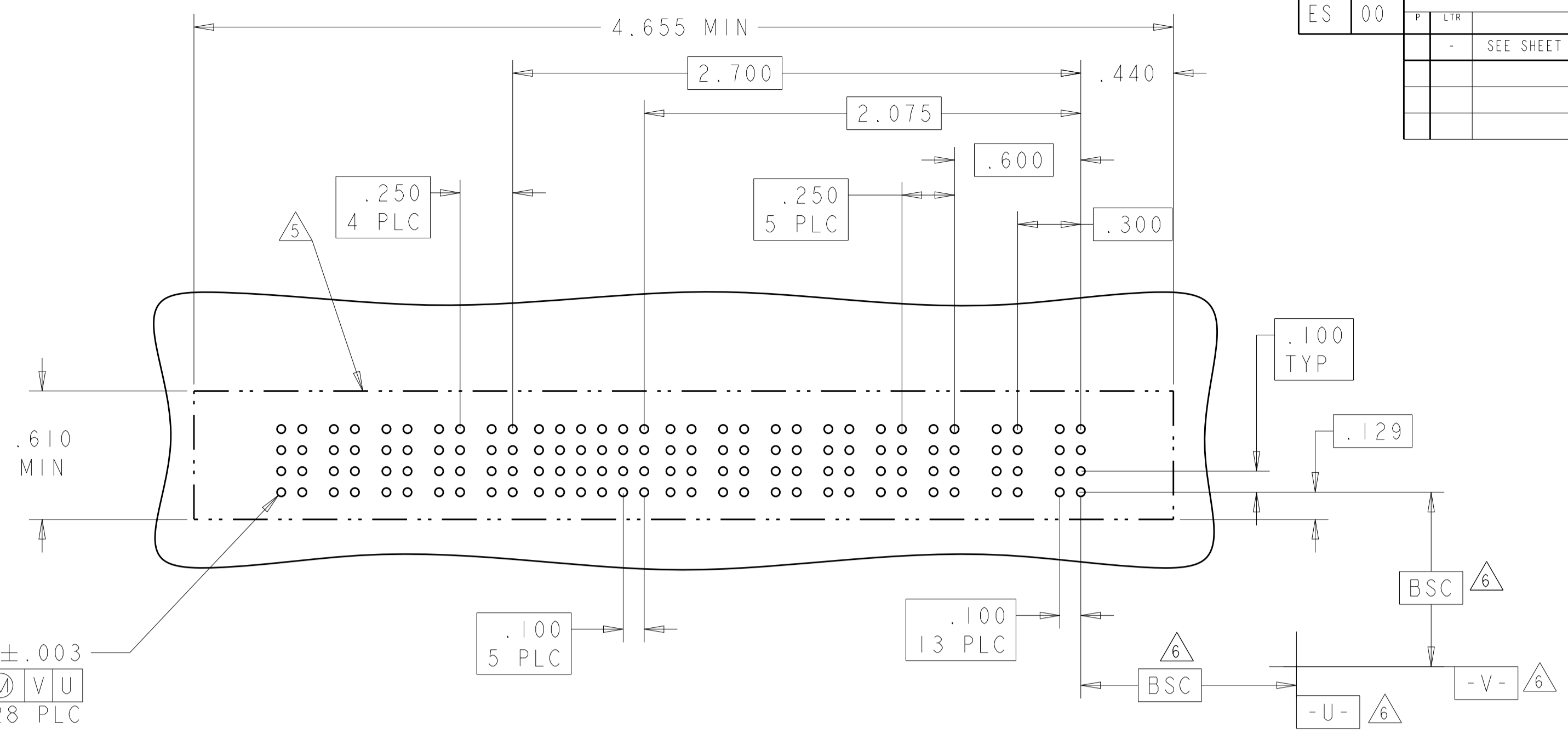
PART NUMBER	ROWS	POWER		SIGNAL								POWER					
		P6	P5	6	5	4	3	2	1	P4	P3	P2	P1				
1-6450550-6	D C B A	GP	GS	AP	AP	AP	AP	AP	AP	AP	AP	AP	AP	GS	GP	GS	GP
		HD															
		4P + 24S + 2P															



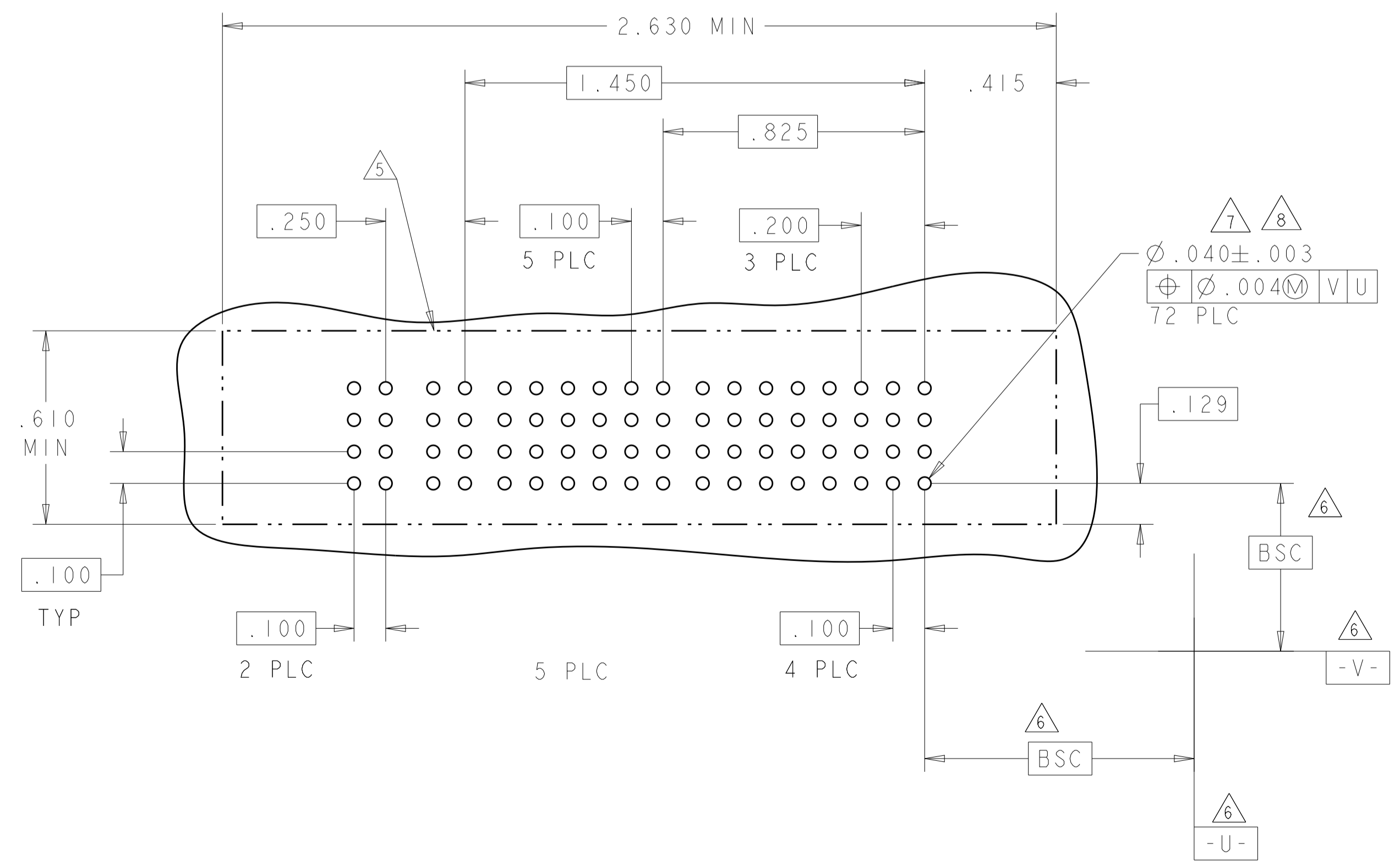
THIS DRAWING IS A CONTROLLED DOCUMENT.		OWN: R. GRZYBOWSKI 02MAY05 CHK: M. PERCHERKE 02MAY05		STE TE Connectivity	
DIMENSIONS: INCHES		TOLERANCES UNLESS OTHERWISE SPECIFIED: 0 PLC ± .01 2 PLC ± .01 3 PLC ± .005 4 PLC ± .0020 ANGLES ± .020		NAME: VERTICAL RECEPTACLE ASSEMBLY WITH GUIDES, MULTI-BEAM XL	
MATERIAL: FINISH:		APV: M. PERCHERKE		RESTRIC TO	
		PRODUCT SPEC: 108-1973		SIZE: 114-13038	
		APPLICATION SPEC: 114-13038		WEIGHT:	
		CUSTOMER DRAWING		A 100779 C=6450550	
		SCALE: 4:1		SHEET 6 OF 23 REV U3	

LOC	DIST	REV	DATE	BY	APPD
ES	00				

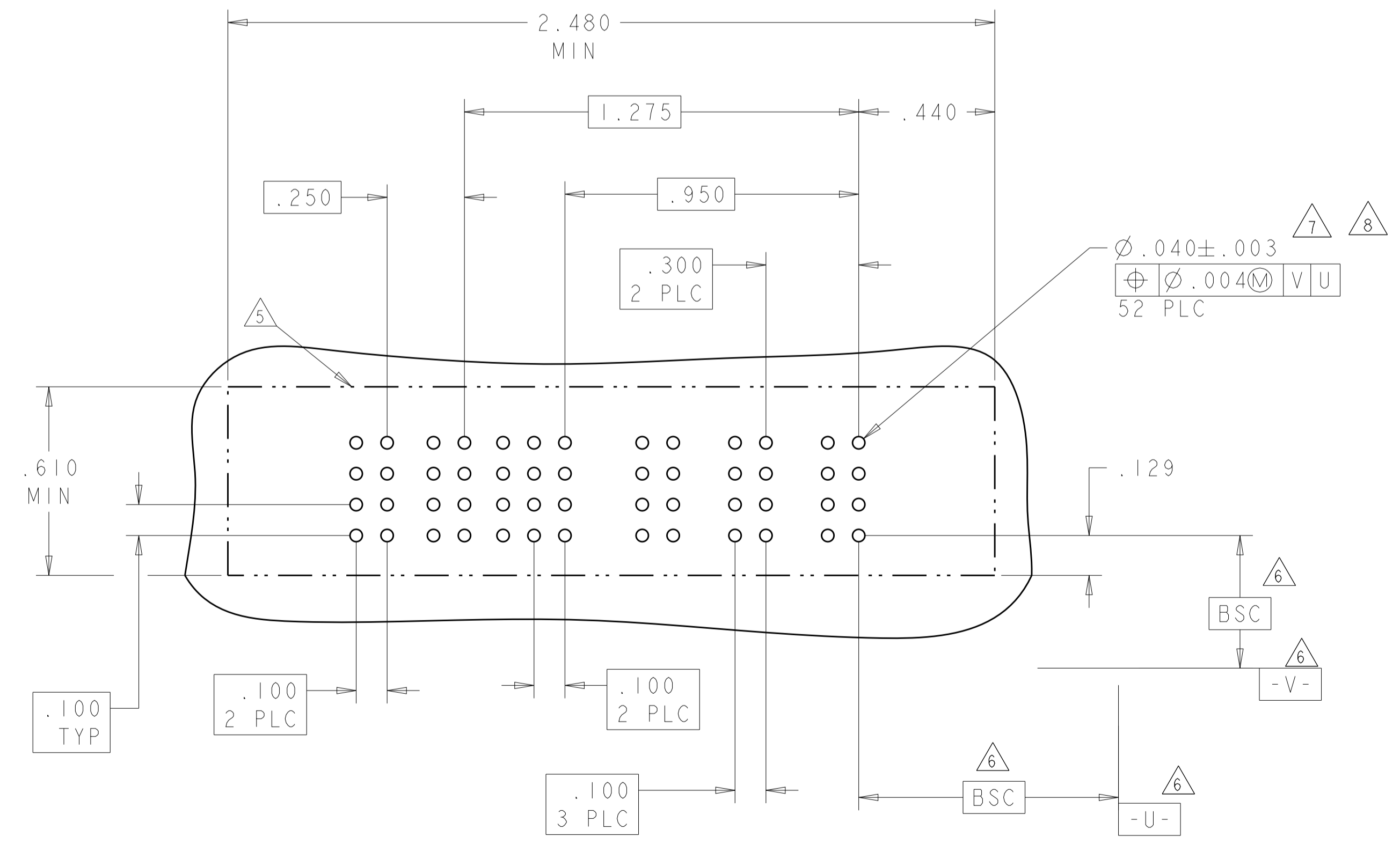
PART NUMBER	ROWS	POWER					SIGNAL					POWER								
		P13	P12	P11	P10	P9	6	5	4	3	2	1	P8	P7	P6	P5	P4	P3	P2	P1
1-6450550-8	D C B A	GP	GS	GS	GS	GS	AP	AP	AP	AP	AP	AP	GS	GS	GS	GS	GP	GP	GS	GS
		GP	GS	GS	GS	GS	AP	AP	AP	AP	AP	AP	GS	GS	GS	GS	GP	GP	GS	GS
		GP	GS	GS	GS	GS	AP	AP	AP	AP	AP	AP	GS	GS	GS	GS	GP	GP	GS	GS
		GP	GS	GS	GS	GS	AP	AP	AP	AP	AP	AP	GS	GS	GS	GS	GP	GP	GS	GS
2ACP + 6P + 24S + 5P																				



PART NUMBER	ROWS	POWER		SIGNAL					POWER				
		P6	P5	6	5	4	3	2	1	P4	P3	P2	P1
1-6450550-9	D C B A	GP	GS	AP	AP	AP	AP	AP	AP	GS	GP	GP	GS
		GP	GS	AP	AP	AP	AP	AP	AP	GS	GP	GP	GS
		GP	GS	AP	AP	AP	AP	AP	AP	GS	GP	GP	GS
		GP	GS	AP	AP	AP	AP	AP	AP	GS	GP	GP	GS
4P + 24S + 2P													



PART NUMBER	ROWS	POWER		SIGNAL				POWER		
		P5	P4	4	3	2	1	P3	P2	P1
2-6450550-4	D C B A	GS	GS	AP	AP	AP		GP	GS	GS
		GS	GS	AP	AP	AP		GP	GS	GS
		GS	GS	AP	AP	AP		GP	GS	GS
		GS	GS	AP	AP	AP		GP	GS	GS
3ACP + 16S + 2P										



THIS DRAWING IS A CONTROLLED DOCUMENT.

OWN: R. GRZYBOWSKI 02MAY05
 CHK: M. PERCHERKE 02MAY05
 APVD: M. PERCHERKE

TE Connectivity

NAME: VERTICAL RECEPTACLE ASSEMBLY WITH GUIDES, MULTI-BEAM XL

PRODUCT SPEC: 108-1973
 APPLICATION SPEC: 114-13038

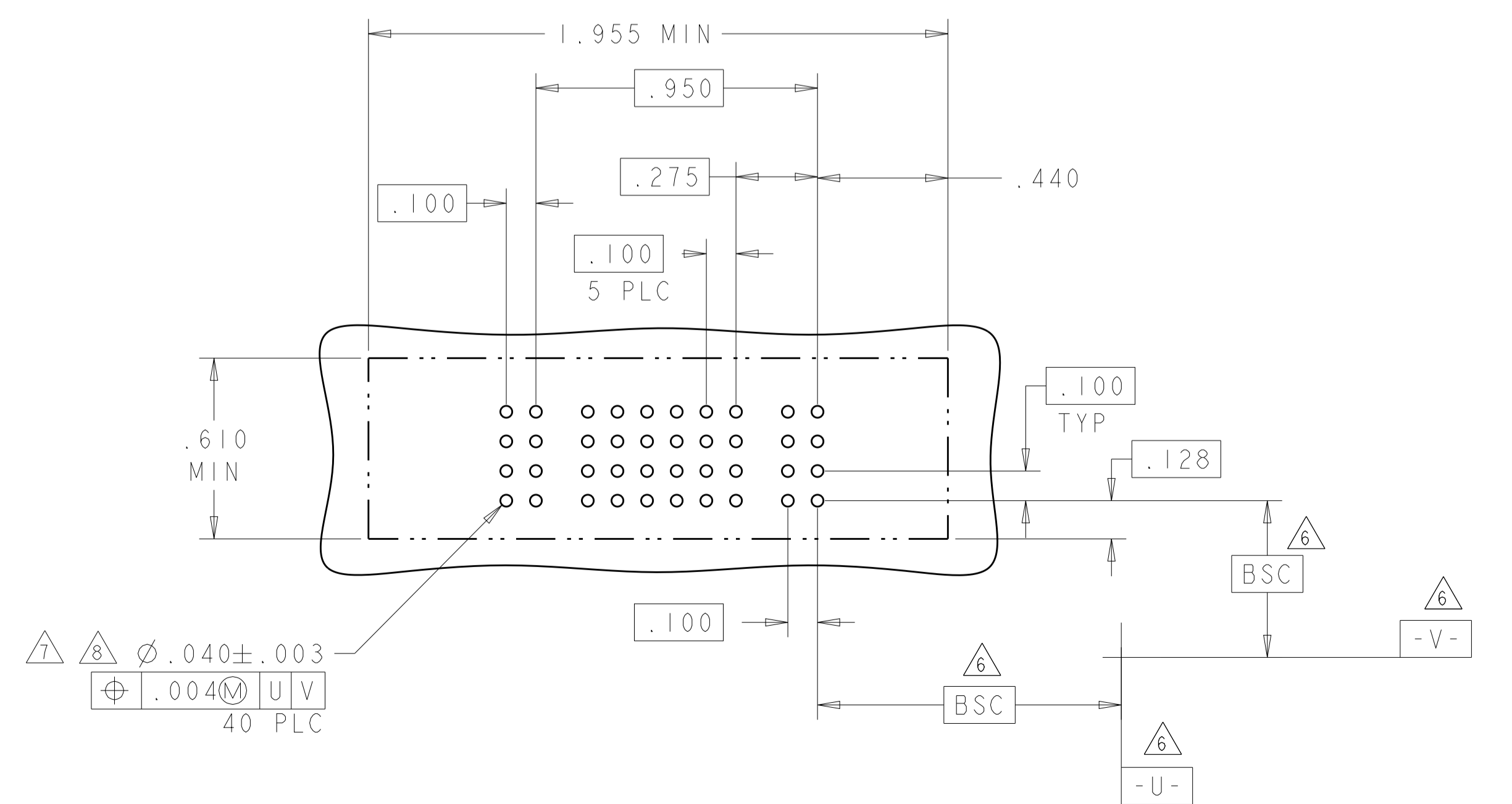
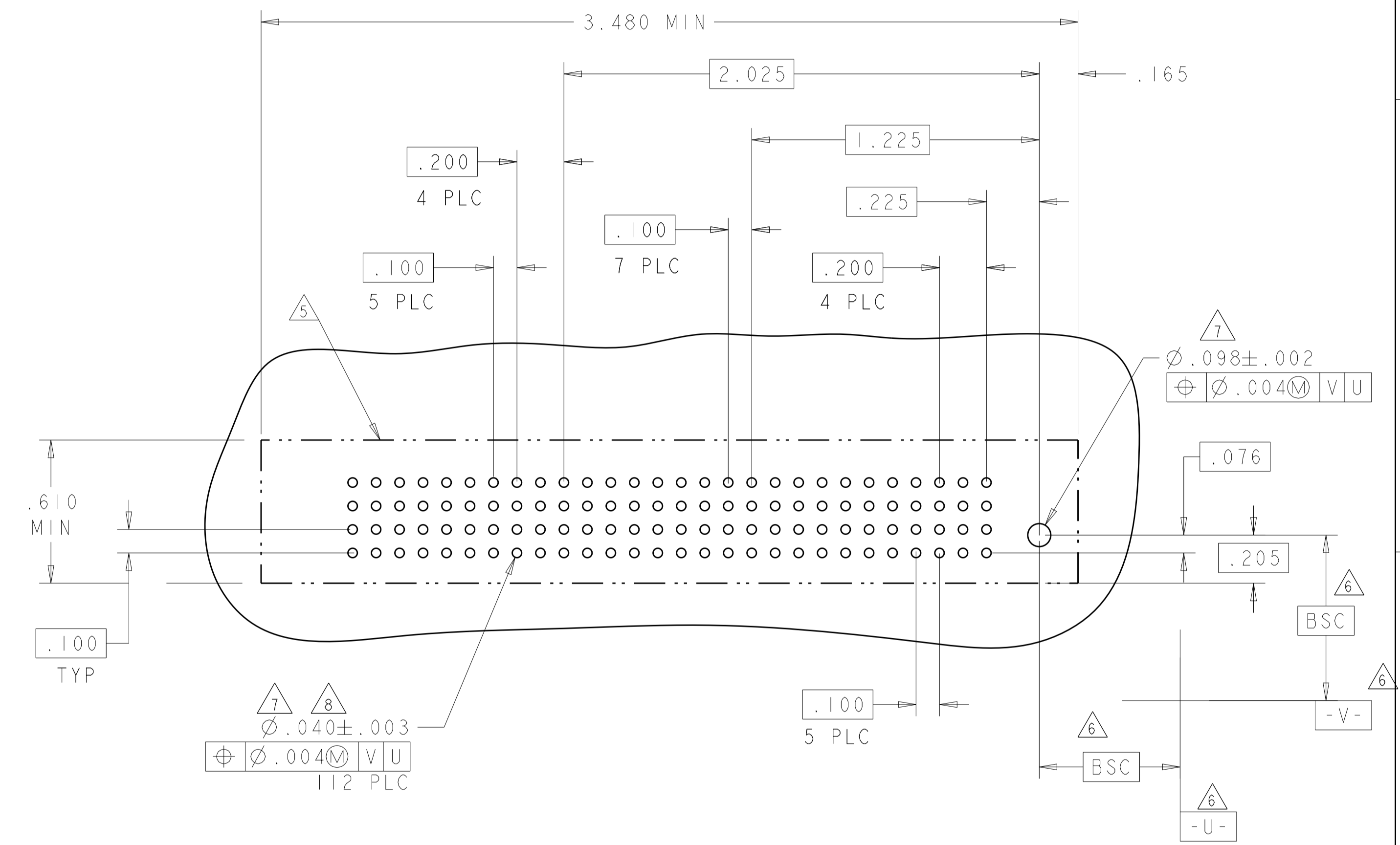
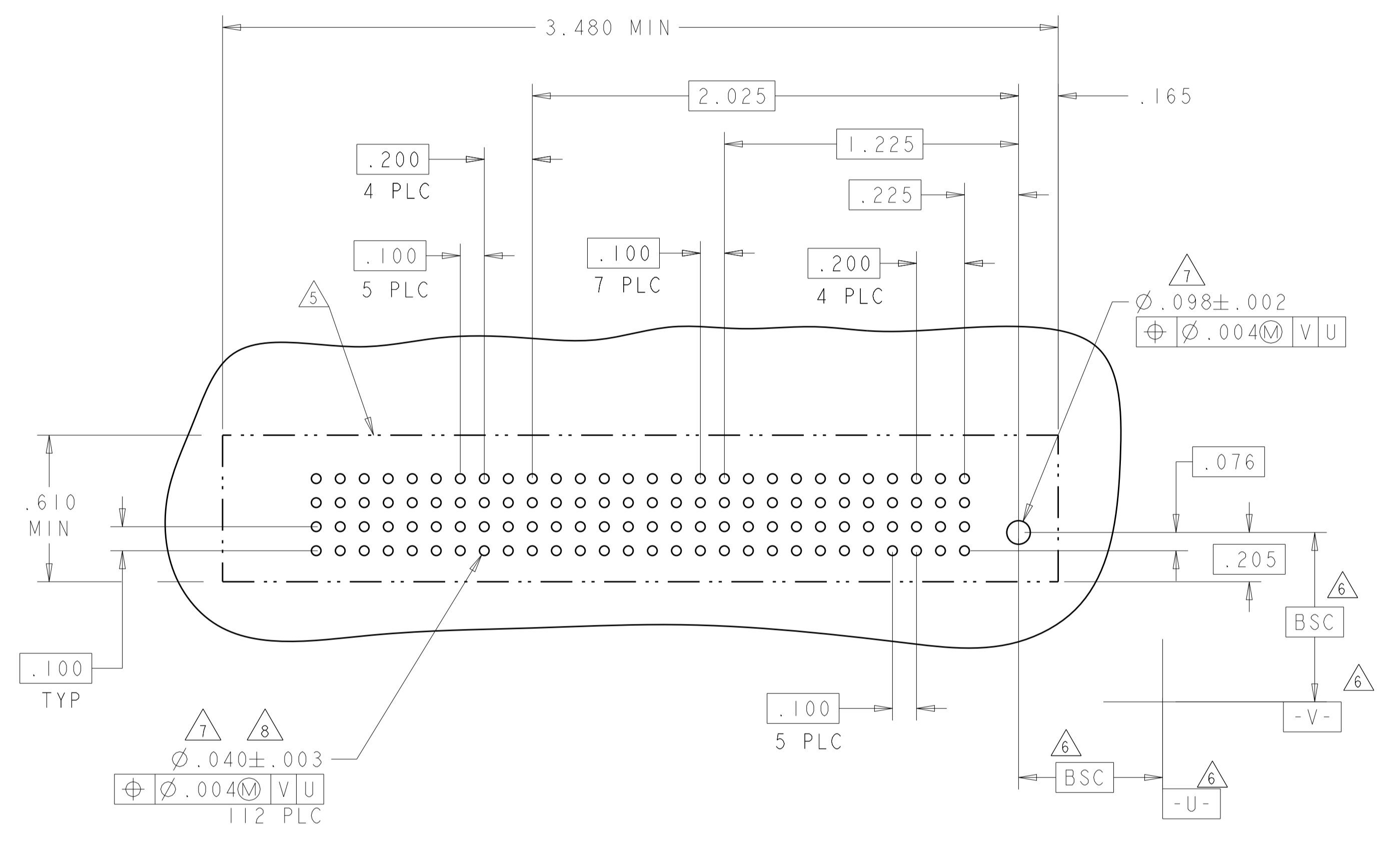
SIZE: A1
 CAGE CODE: 100779
 DRAWING NO: 6450550

RESTRICTED TO: U3

SCALE: 4:1 SHEET 7 OF 23

PART NUMBER	ROWS	POWER					SIGNAL							POWER											
		P10	P9	P8	P7	P6	8	7	6	5	4	3	2	1	P5	P4	P3	P2	P1						
2-6450550-8	D C B A	HP	HS	HP	HS	HP	BP	BP	BP	BP	BP	BP	BP	BP	BP	BP	BP	BP	BP	HS	HP	HS	HP	HS	HD
5P + 32S + 5P																									

PART NUMBER	ROWS	POWER					SIGNAL							POWER										
		P10	P9	P8	P7	P6	8	7	6	5	4	3	2	1	P5	P4	P3	P2	P1					
3-6450550-5	D C B A	HP	HS	HP	HS	HP	BP	BP	BP	BP	BP	BP	BP	BP	BP	BP	BP	BP	HS	HP	HS	HP	HS	HD
5P + 32S + 5P																								



PART NUMBER	ROWS	POWER		SIGNAL							POWER				
		(L)	(R)	P2	6	5	4	3	2	1	PI	(L)	(R)		
1-6450550-7	D C B A	GS		AP	AP	AP	AP	AP	AP	AP	AP	AP	AP	GP	
IP + 24S + IP															

THIS DRAWING IS A CONTROLLED DOCUMENT. DWN: R. GRZYBOWSKI 02MAY05
 CHK: M. PERCHERKE 02MAY05
 APV: M. PERCHERKE

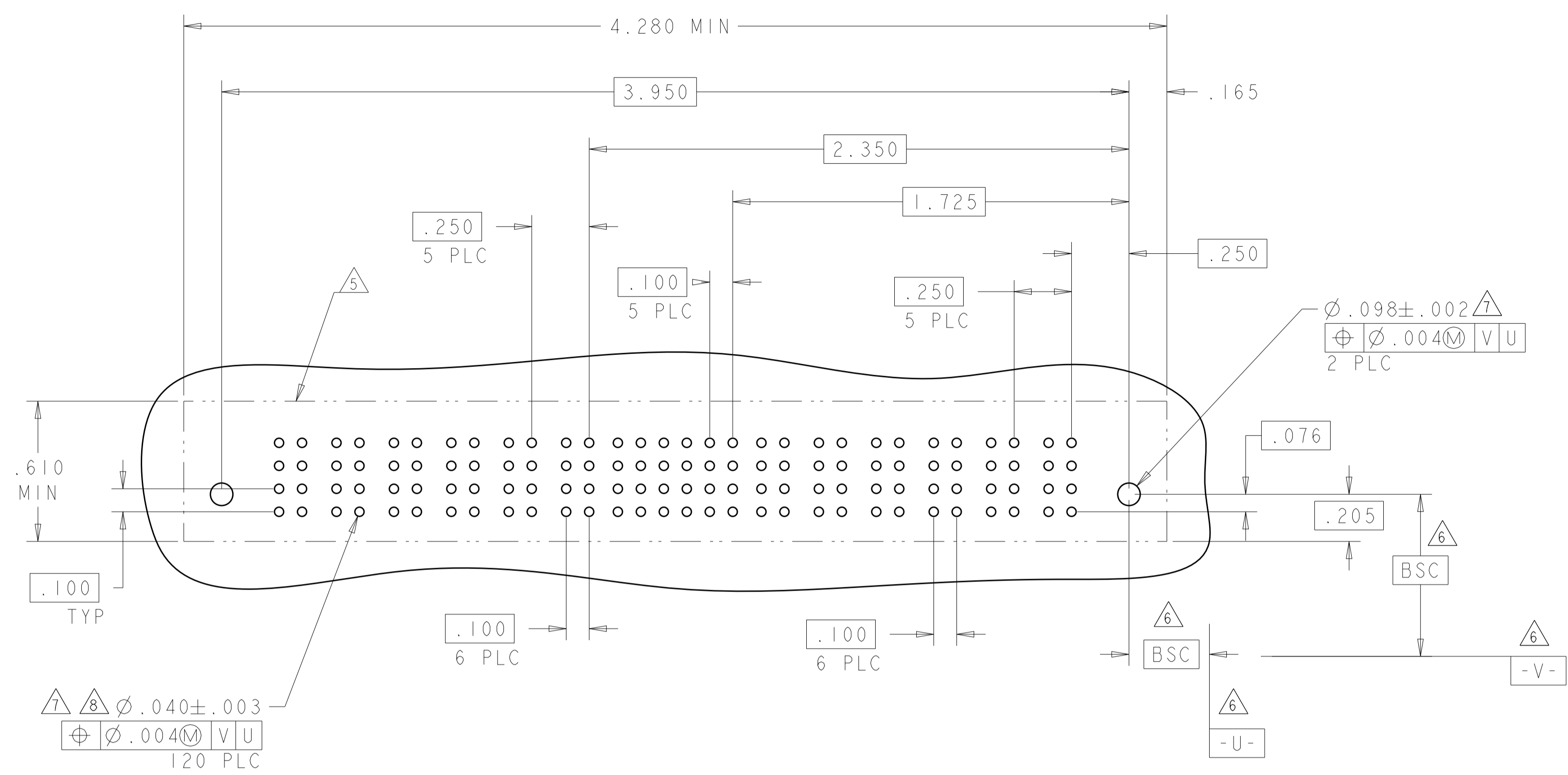
DIMENSIONS: INCHES TOLERANCES UNLESS OTHERWISE SPECIFIED:
 0 PLC ±.01
 1 PLC ±.01
 2 PLC ±.01
 3 PLC ±.005
 4 PLC ±.002
 ANGLES ±.020

MATERIAL FINISH WEIGHT

APV: M. PERCHERKE NAME: VERTICAL RECEPTACLE ASSEMBLY WITH GUIDES, MULTI-BEAM XL
 PRODUCT SPEC: 108-1973
 APPLICATION SPEC: 114-13038
 WEIGHT: -

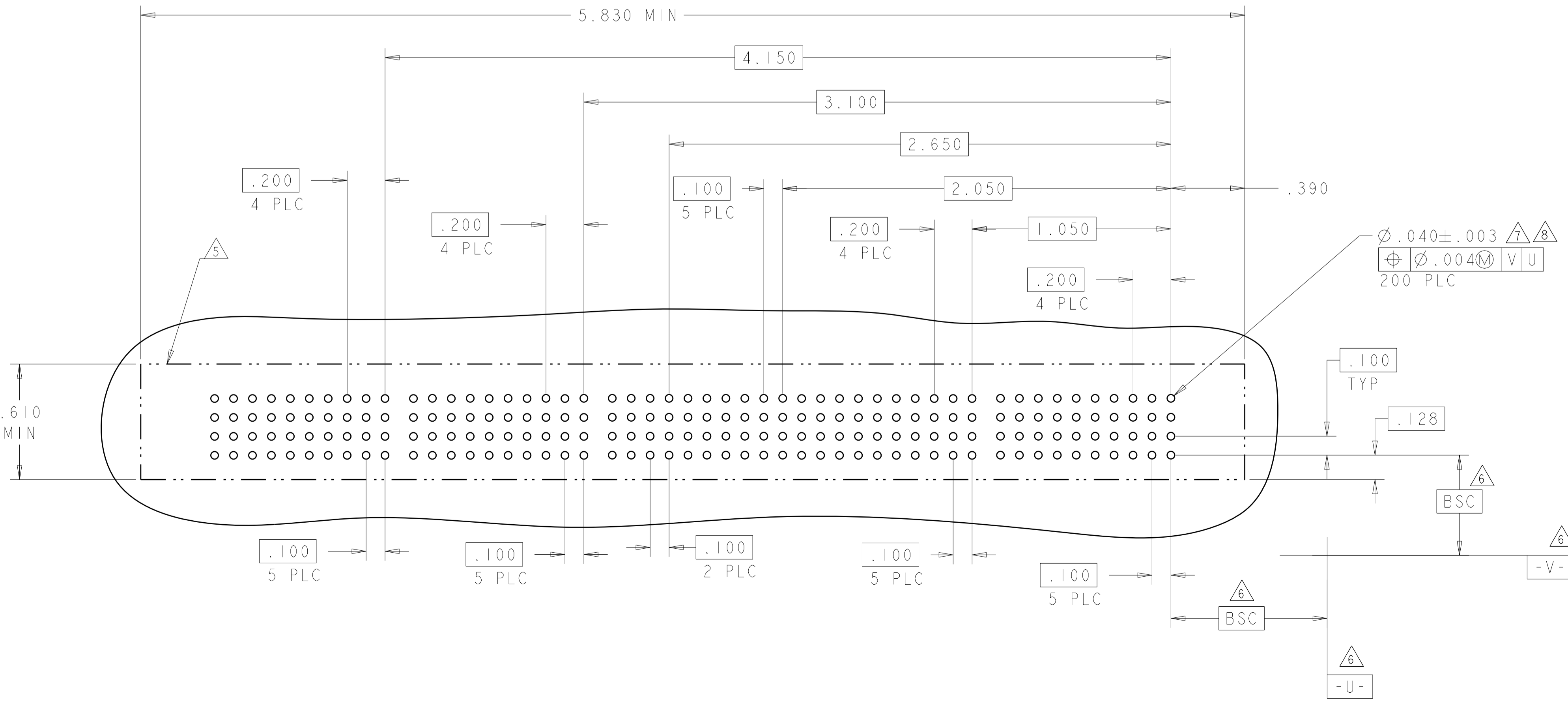
SIZE: A1 CAGE CODE: 6450550 DRAWING NO: 100779
 CUSTOMER DRAWING SCALE: 4:1 SHEET: 8 OF 23 REV: U3

LOC	DIST	REVISIONS			
P	LTN	DESCRIPTION	DATE	DMN	APVD
ES	00	SEE SHEET 1			



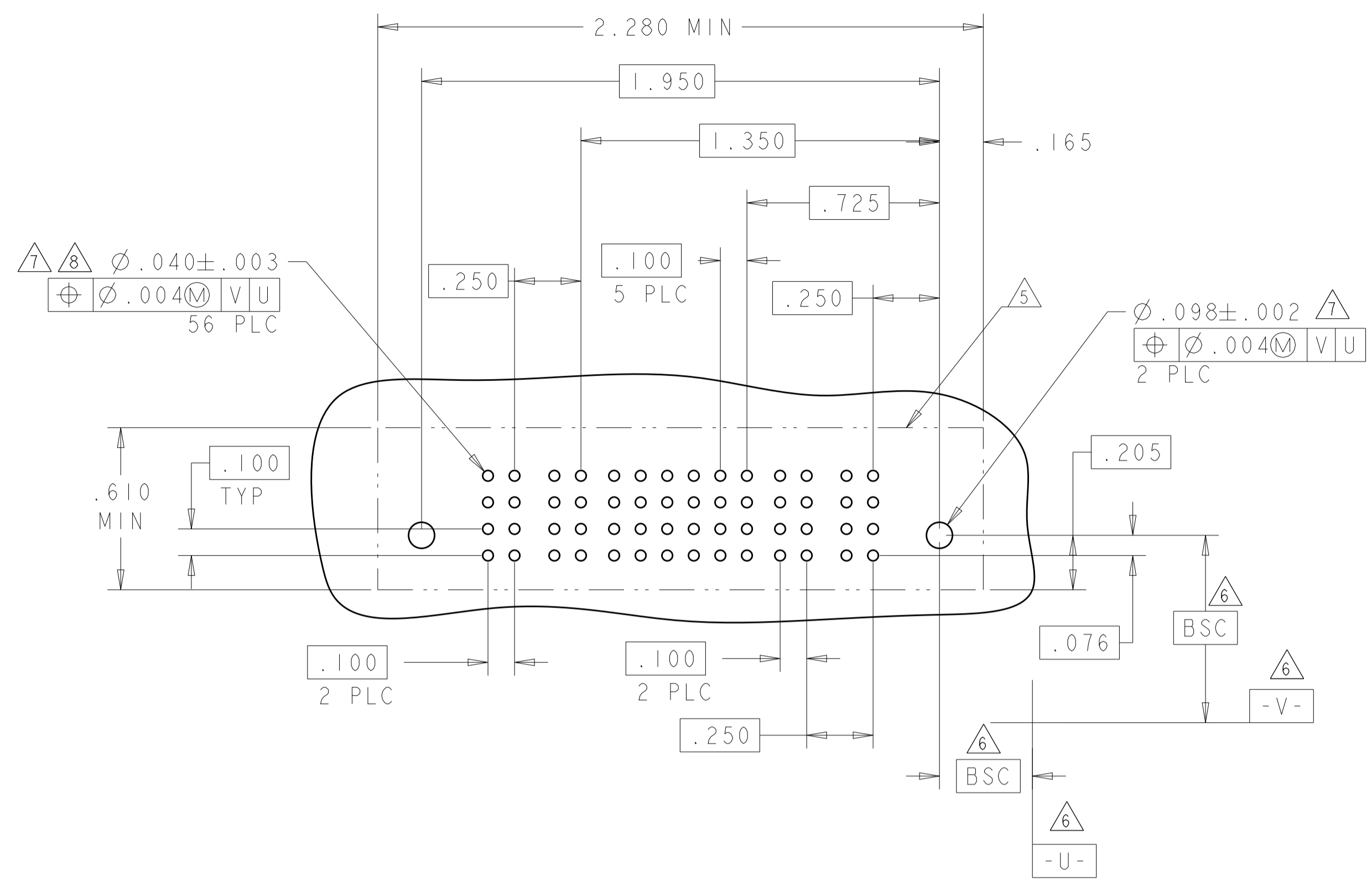
ASSY PART NUMBER	ROWS	POWER						SIGNAL						POWER					
		P12	P11	P10	P9	P8	P7	6	5	4	3	2	1	P6	P5	P4	P3	P2	P1
4-6450550-5	D C B A	GS	GS	GS	GS	GS	GS	AP	AP	AP	AP	AP	AP	GS	GS	GS	GS	GS	GS
		AP	AP	AP	AP	AP	AP	AP	AP	AP	AP	AP	AP	GS	GS	GS	GS	GS	GS
		AP	AP	AP	AP	AP	AP	AP	AP	AP	AP	AP	AP	GS	GS	GS	GS	GS	GS
6P + 24S + 6P																			

PART NUMBER	ROWS	POWER												SIGNAL						POWER											
		P22	P21	P20	P19	P18	P17	P16	P15	P14	P13	P12	P11	6	5	4	3	2	1	P10	P9	P8	P7	P6	P5	P4	P3	P2	P1		
3-6450550-2	D C B A	HS	HS	HS	HS	HS	HS	HS	HS	HP	HP	HP	HP	BP	BP	BP	BP	BP	BP	HP	HP	HP	HP	HP	HP	HS	HS	HP	HS		
		BP	BP	BP	BP	BP	BP	BP	BP	BP	BP	BP	BP	BP	BP	BP	BP	BP	BP	HP	HP	HP	HP	HP	HP	HS	HS	HP	HS		
		BP	BP	BP	BP	BP	BP	BP	BP	BP	BP	BP	BP	BP	BP	BP	BP	BP	BP	HP	HP	HP	HP	HP	HP	HS	HS	HP	HS		
10P + 24S + 12P																															



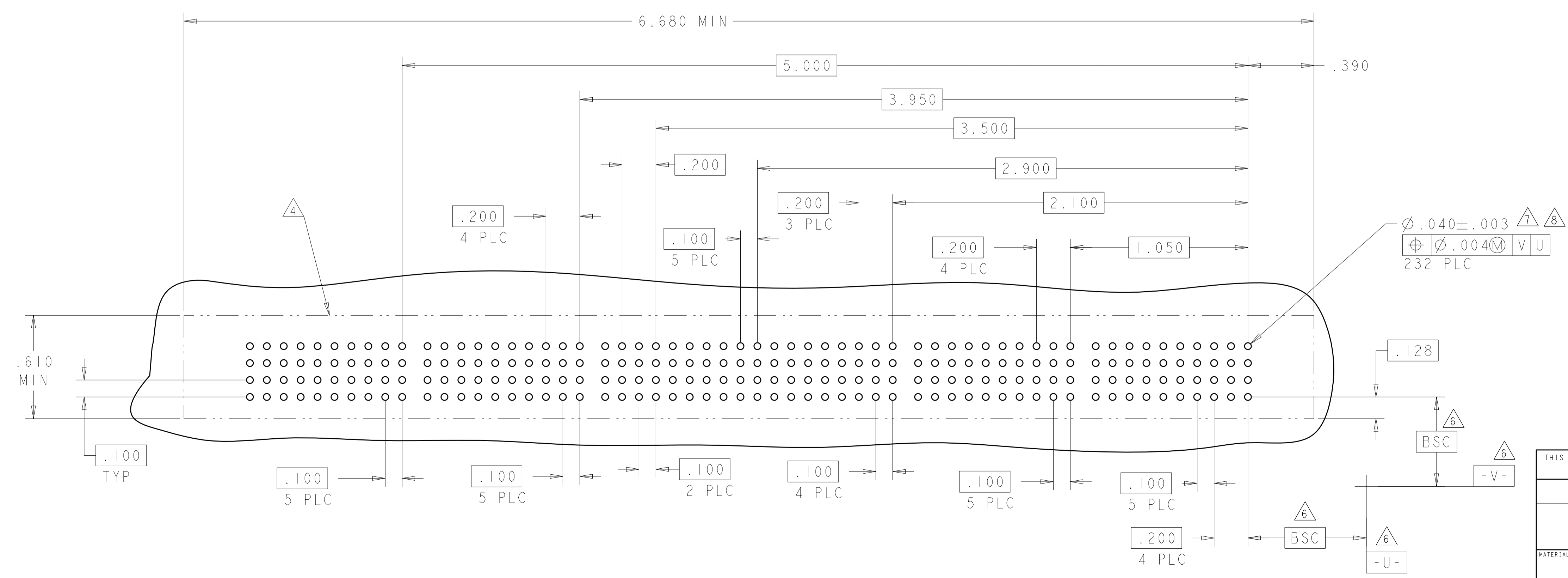
THIS DRAWING IS A CONTROLLED DOCUMENT. DIMENSIONS: INCHES. TOLERANCES UNLESS OTHERWISE SPECIFIED: 0 PLC ±.01, 1 PLC ±.01, 2 PLC ±.01, 3 PLC ±.005, 4 PLC ±.0020, ANGLES ±.07°.

DMN: R. GRZYBOWSKI	02MAY05		TE Connectivity
CHK: M. PERCHERKE	02MAY05		NAME: VERTICAL RECEPTACLE ASSEMBLY WITH GUIDES, MULTI-BEAM XL
APVD: M. PERCHERKE		PRODUCT SPEC: 108-1973	RESTRICTED TO:
		APPLICATION SPEC: 114-13038	SIZE: A1
		WEIGHT: -	CAGE CODE: 6450550
		CUSTOMER DRAWING	SCALE: 4:1 SHEET 9 OF 23 REV: U3



ASSY PART NUMBER	ROWS	POWER		SIGNAL						POWER		
		P4	P3	6	5	4	3	2	1	P2	P1	
5-6450550-0	D C B A	ST	PT	AT	AT	AT	AT	AT	AT	AT	PT	ST
				AT	AT	AT	AT	AT	AT			
				AT	AT	AT	AT	AT	AT			
				AT	AT	AT	AT	AT	AT			
2P + 24S + 2P												

PART NUMBER	ROWS	POWER								SIGNAL						POWER																				
		P26	P25	P24	P23	P22	P21	P20	P19	P18	P17	P16	P15	6	5	4	3	2	1	P14	P13	P12	P11	P10	P9	P8	P7	P6	P5	P4	P3	P2	P1			
4-6450550-9	D C B A	GS	GS	GS	GS	GS	GS	GS	GS	GS	GS	GS	GP	GP	GP	AP	AP	AP	AP	AP	AP	GP	GP	GP	GP	GP	GP	GP	GP	GS	GS	GS	GS	GP	GS	
																AP	AP	AP	AP	AP	AP															
																AP	AP	AP	AP	AP	AP															
																AP	AP	AP	AP	AP	AP															

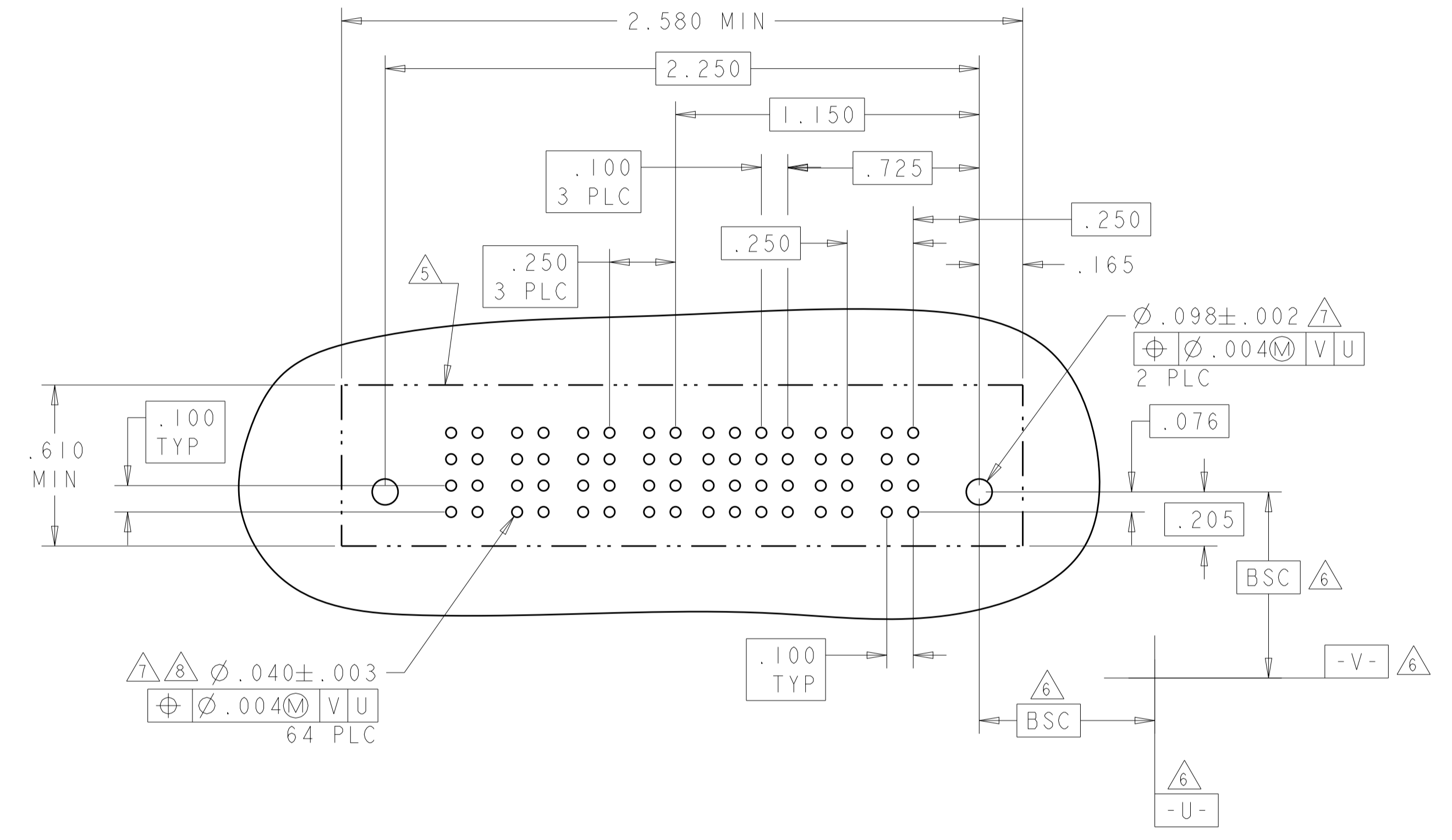
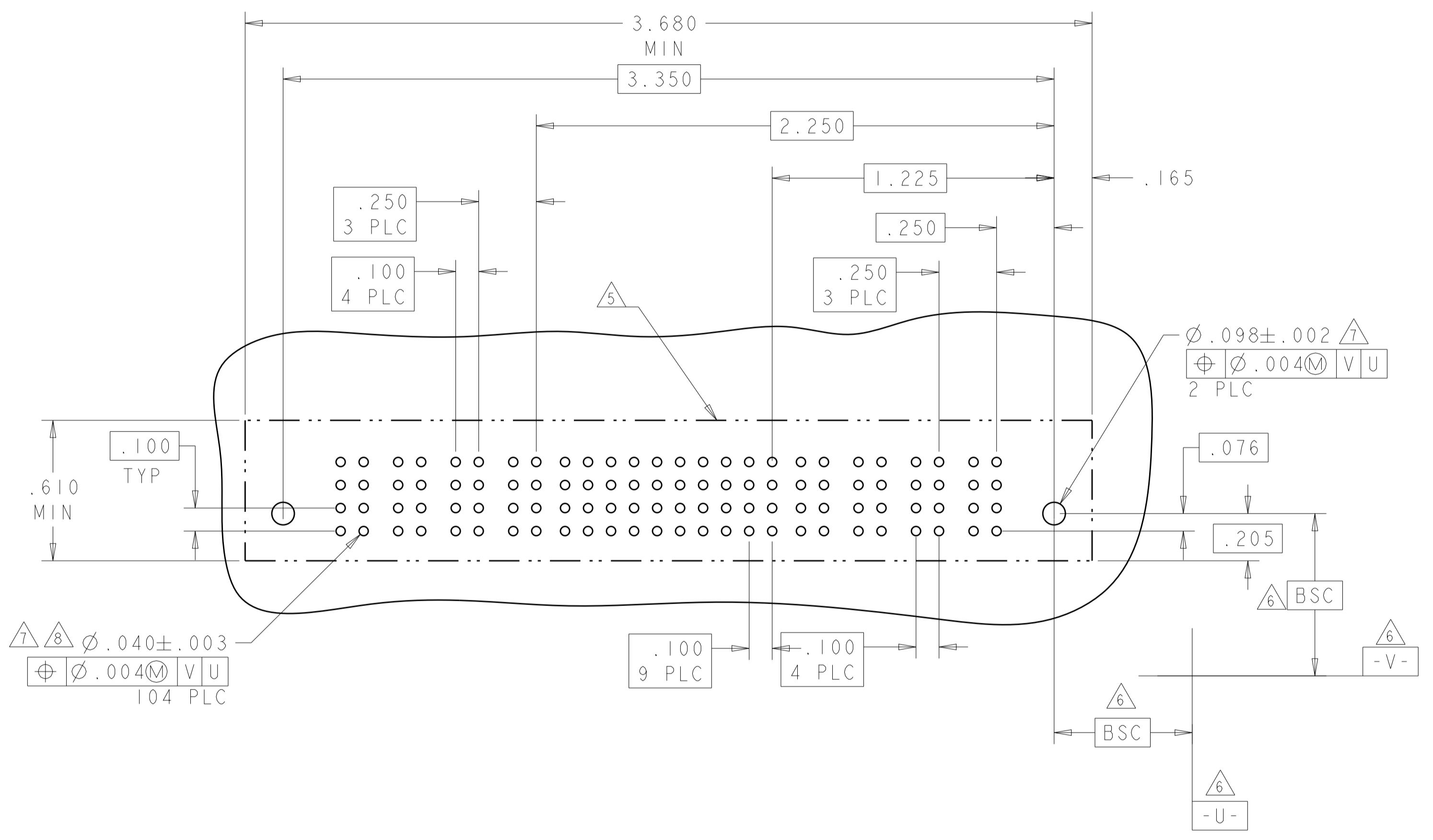


THIS DRAWING IS A CONTROLLED DOCUMENT.		OWN: R. GRZYBOWSKI 02MAY05		TE Connectivity
DIMENSIONS: INCHES		CHK: M. PERCHERKE 02MAY05		
TOLERANCES UNLESS OTHERWISE SPECIFIED:		APVD: M. PERCHERKE		NAME: VERTICAL RECEPTACLE ASSEMBLY WITH GUIDES, MULTI-BEAM XL
0 PLC ±.01 1 PLC ±.01 2 PLC ±.01 3 PLC ±.005 4 PLC ±.002 ANGLES ±.02		PRODUCT SPEC: 108-1973		SIZE: A
MATERIAL:		APPLICATION SPEC: 114-13038		CAGE CODE: 6450550
FINISH:		WEIGHT:		SCALE: 4:1
		CUSTOMER DRAWING		SHEET 10 OF 23 REV. U3

LOC		DIST		REVISIONS				
P	LTN	DATE	DMN	APVD	DESCRIPTION	DATE	DMN	APVD
-	SEE SHEET 1	-	-	-				

PART NUMBER	ROWS	POWER				SIGNAL								POWER							
		P8	P7	P6	P5	10	9	8	7	6	5	4	3	2	1	P4	P3	P2	P1		
2-6450550-9	D C B A	● HD	GS	GS	GP	GS	AP	AP	AP	AP	AP	AP	AP	AP	AP	AP	GP	GP	GS	GS	
			AP	AP	AP	AP	AP	AP	AP	AP	AP	AP	AP	GP	GP	GS	GS				
			AP	AP	AP	AP	AP	AP	AP	AP	AP	AP	AP	GP	GP	GS	GS				
			AP	AP	AP	AP	AP	AP	AP	AP	AP	AP	AP	GP	GP	GS	GS				
4P + 40S + 4P																					

PART NUMBER	ROWS	POWER				SIGNAL				POWER		
		P6	P5	P4	P3	4	3	2	1	P2	P1	
5-6450550-4	D C B A	● HD	GS	GS	GP	GP	AP	AP	AP	AP	GP	GS
			AP	AP	AP	AP	AP	AP	AP	AP	GP	GS
			AP	AP	AP	AP	AP	AP	AP	AP	GP	GS
			AP	AP	AP	AP	AP	AP	AP	AP	GP	GS
2P + 16S + 4P												

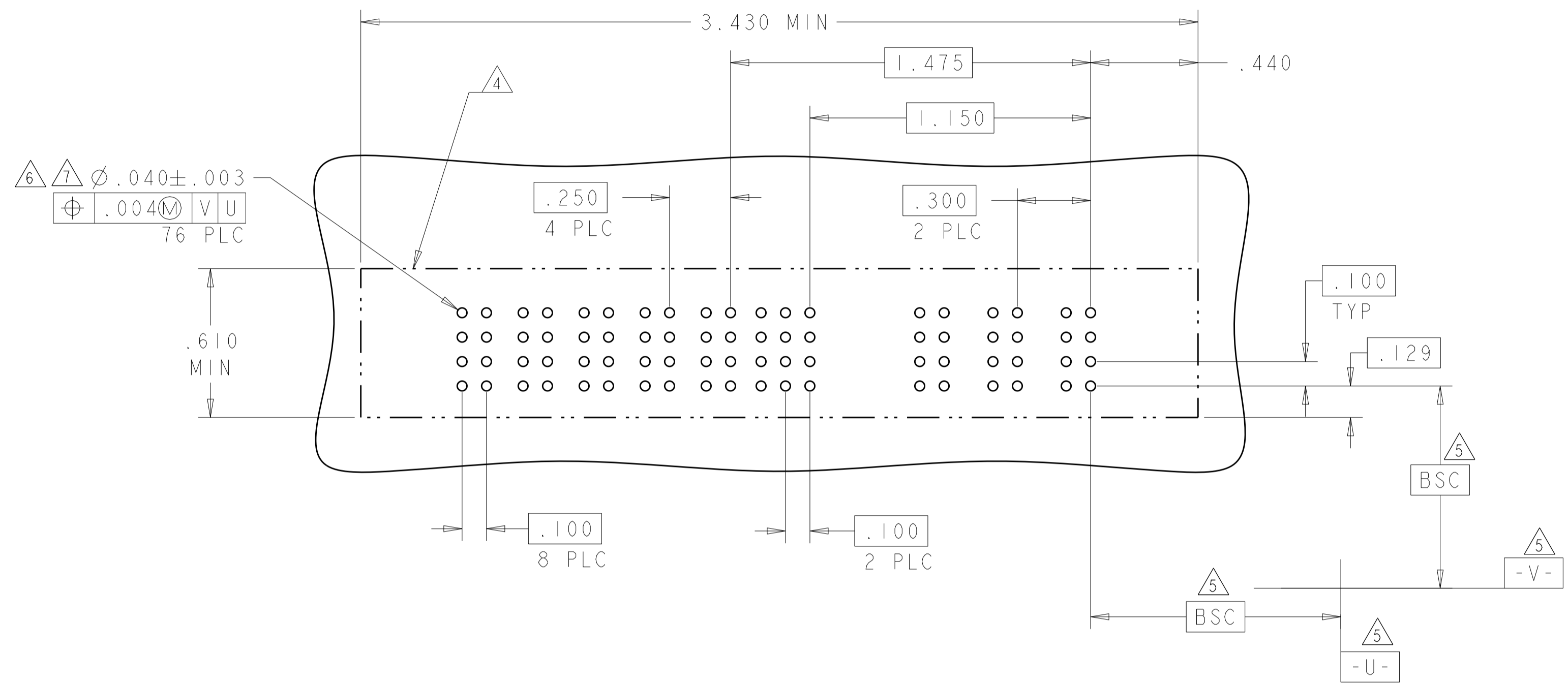


THIS DRAWING IS A CONTROLLED DOCUMENT.		DMN R.GRZYBOWSKI	02MAY05	TE Connectivity																						
DIMENSIONS:		CHK M.PERCHEKKE	02MAY05																							
INCHES	TOLERANCES UNLESS OTHERWISE SPECIFIED:	APVD M.PERCHEKKE		NAME VERTICAL RECEPTACLE ASSEMBLY WITH GUIDES, MULTI-BEAM XL																						
<table border="0"> <tr><td>0 PLC</td><td>±</td></tr> <tr><td>1 PLC</td><td>±.01</td></tr> <tr><td>2 PLC</td><td>±.01</td></tr> <tr><td>3 PLC</td><td>±.005</td></tr> <tr><td>4 PLC</td><td>±.0020</td></tr> <tr><td>ANGLES</td><td>±.0020</td></tr> <tr><td>FINISH</td><td>±.0020</td></tr> </table>	0 PLC	±	1 PLC	±.01	2 PLC	±.01	3 PLC	±.005	4 PLC	±.0020	ANGLES	±.0020	FINISH	±.0020	<table border="0"> <tr><td>PRODUCT SPEC</td><td>108-1973</td></tr> <tr><td>APPLICATION SPEC</td><td>114-13038</td></tr> <tr><td>WEIGHT</td><td>-</td></tr> </table>	PRODUCT SPEC	108-1973	APPLICATION SPEC	114-13038	WEIGHT	-	SIZE A1	CAGE CODE 100779	DRAWING NO C=6450550	RESTRICTED TO -	
0 PLC	±																									
1 PLC	±.01																									
2 PLC	±.01																									
3 PLC	±.005																									
4 PLC	±.0020																									
ANGLES	±.0020																									
FINISH	±.0020																									
PRODUCT SPEC	108-1973																									
APPLICATION SPEC	114-13038																									
WEIGHT	-																									
MATERIAL	FINISH	CUSTOMER DRAWING		SCALE 4:1	SHEET 11	OF 23																				

LOC	DIST	REVISIONS			
ES	00	REV	DATE	BY	APPV
		1			
		SEE SHEET 1			

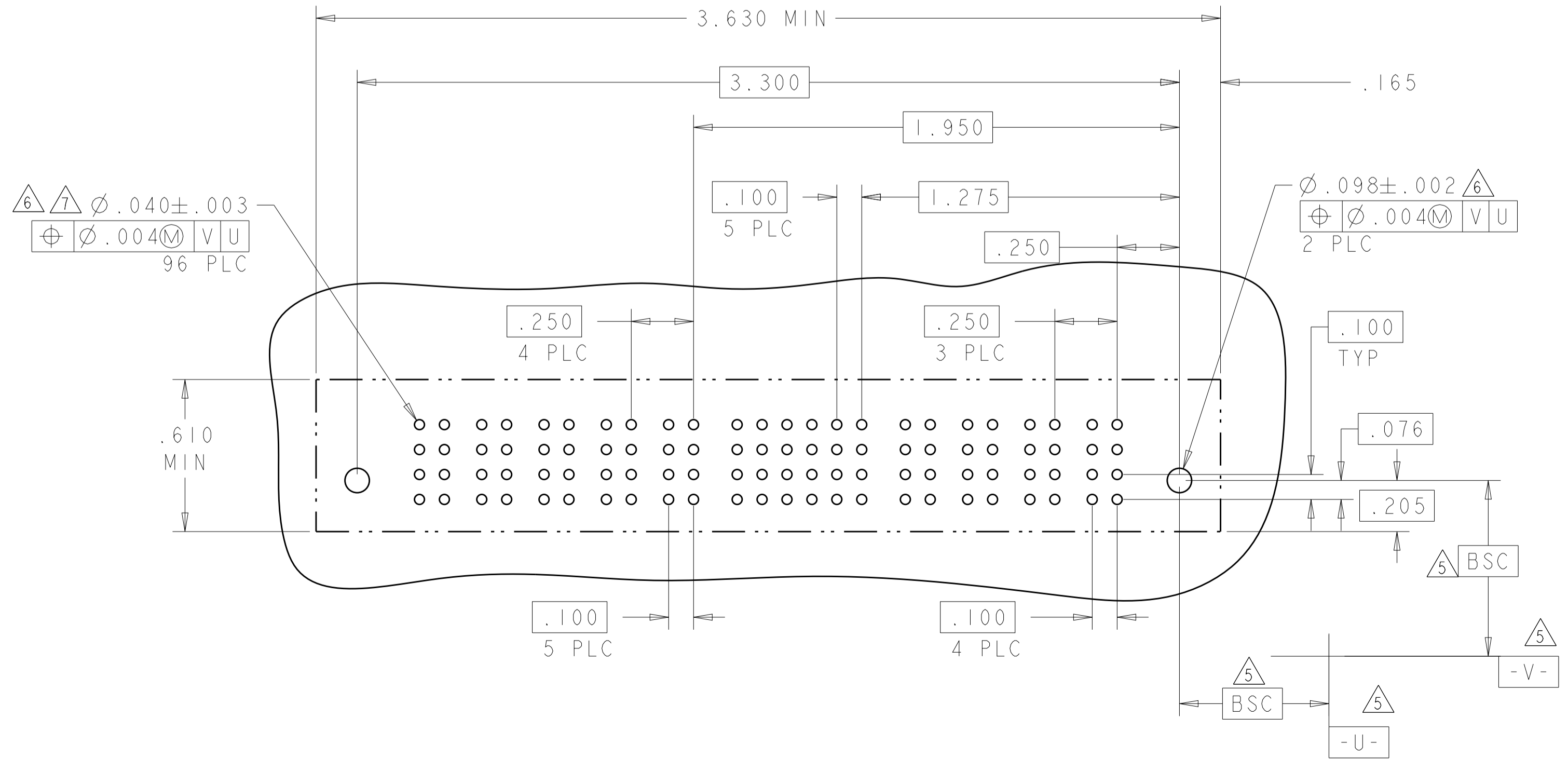
PART NUMBER	ROWS	POWER (L)					SIGNAL					POWER (R)			
		P8	P7	P6	P5	P4	6	5	4	3	2	1	P3	P2	P1
5-6450550-3	D	○	GP	GP	GP	GS	GS	AP	AP	AP			GP	GS	GS
	C							AP	AP	AP					
	B							AP	AP	AP					
	A							AP	AP	AP					
3ACP + 24S + 5P															

NO CONTACTS LOADED

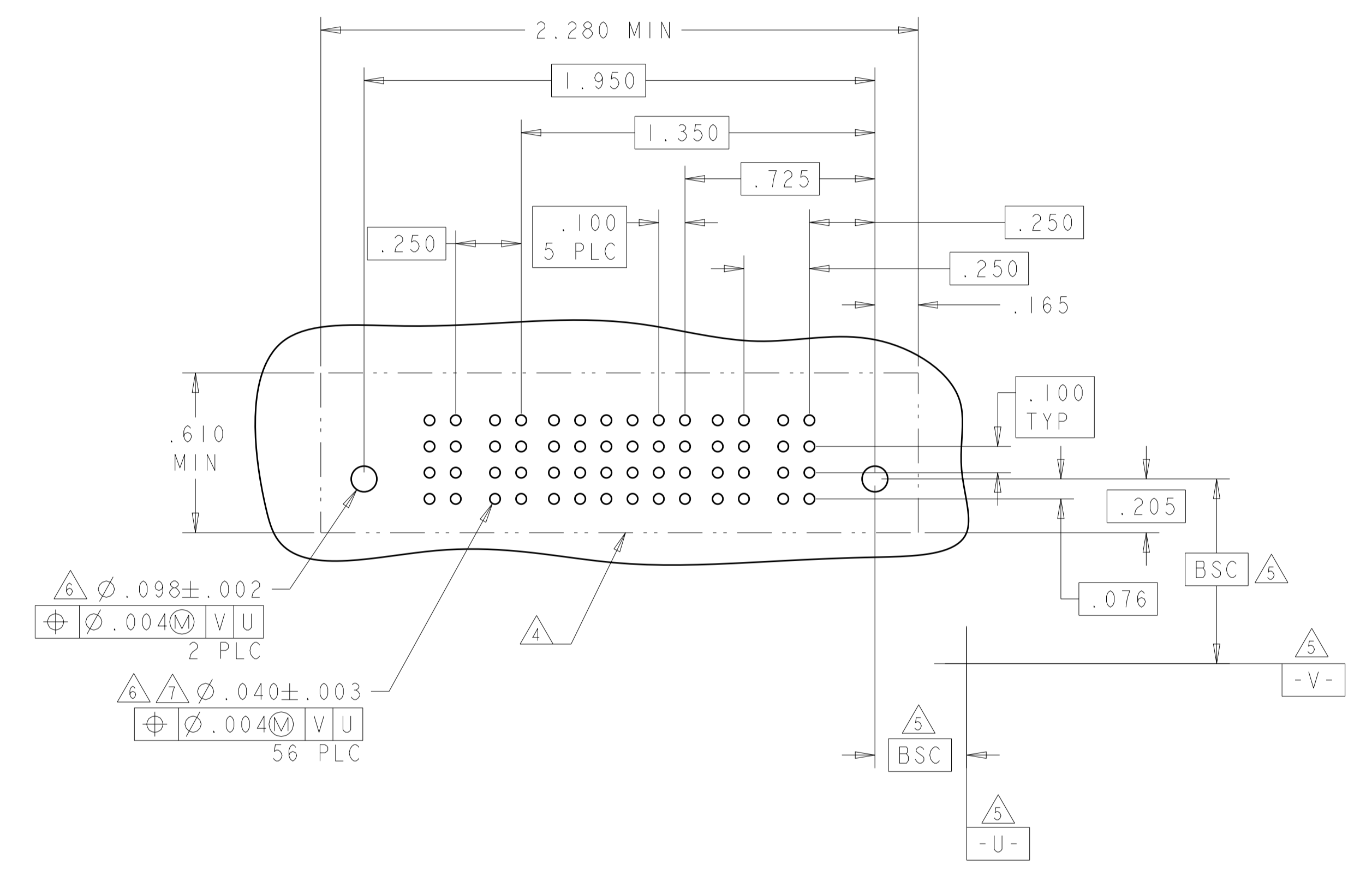


PART NUMBER	ROWS	POWER (L)					SIGNAL					POWER (R)				
		P9	P8	P7	P6	P5	6	5	4	3	2	1	P4	P3	P2	P1
5-6450550-5	D	○	GS	GS	GS	GS	GS	AP	AP	AP	AP	AP	GS	GS	GS	GS
	C							AP	AP	AP	AP	AP				
	B							AP	AP	AP	AP	AP				
	A							AP	AP	AP	AP	AP				
4P + 24S + 5P																

NO CONTACTS LOADED



ASSY PART NUMBER	ROWS	POWER		SIGNAL					POWER			
		P4	P3	6	5	4	3	2	1	P2	P1	
4-6450550-7	D	○	GS	GP	AP	AP	AP	AP	AP	AP	GP	GS
	C				AP	AP	AP	AP	AP			
	B				AP	AP	AP	AP	AP			
	A				AP	AP	AP	AP	AP			
2P + 24S + 2P												



THIS DRAWING IS A CONTROLLED DOCUMENT. DWN: R. GRZYBOWSKI 02MAY05
CHK: M. PERCHERKE 02MAY05
APVD: M. PERCHERKE

STE TE Connectivity

NAME: VERTICAL RECEPTACLE ASSEMBLY WITH GUIDES, MULTI-BEAM XL

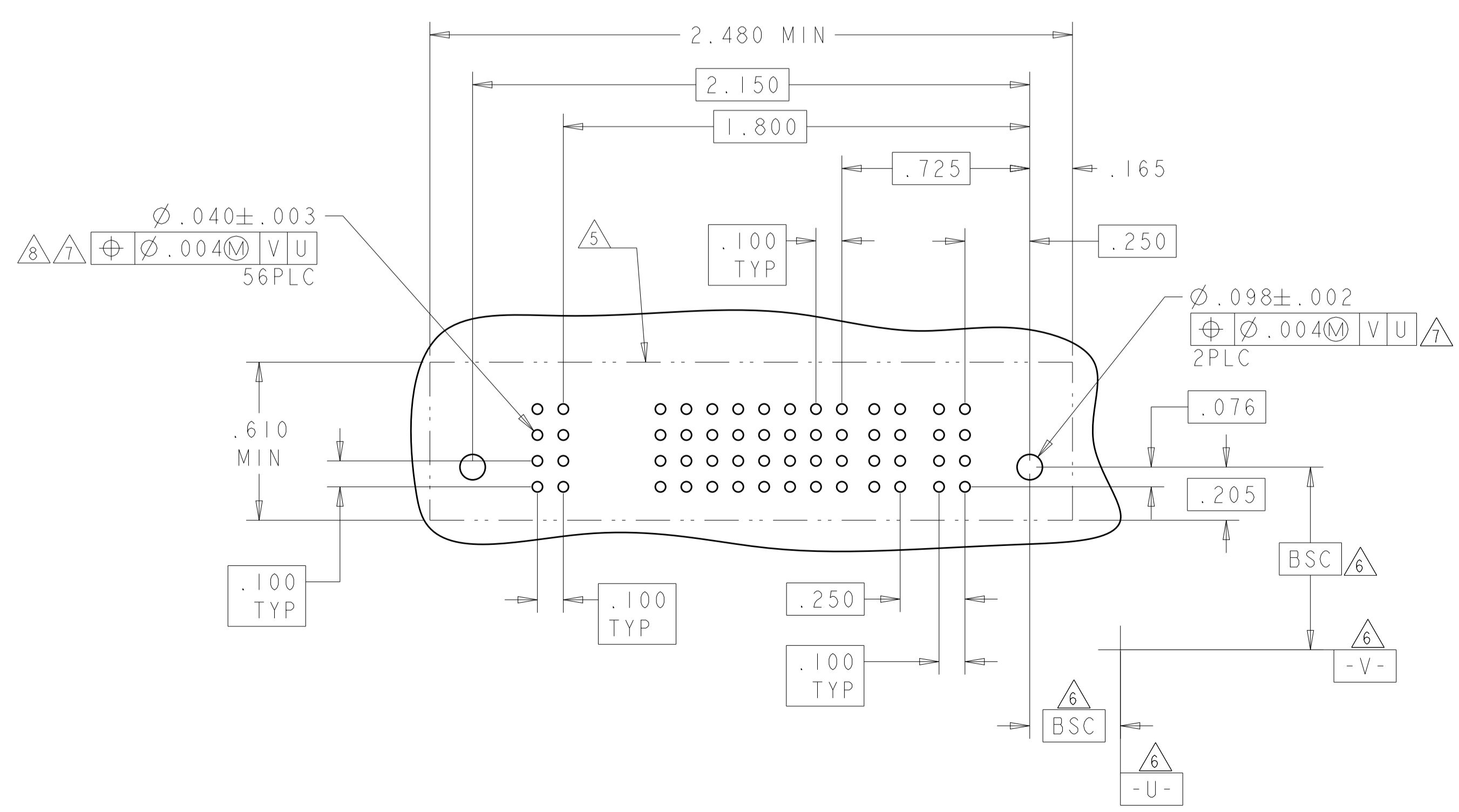
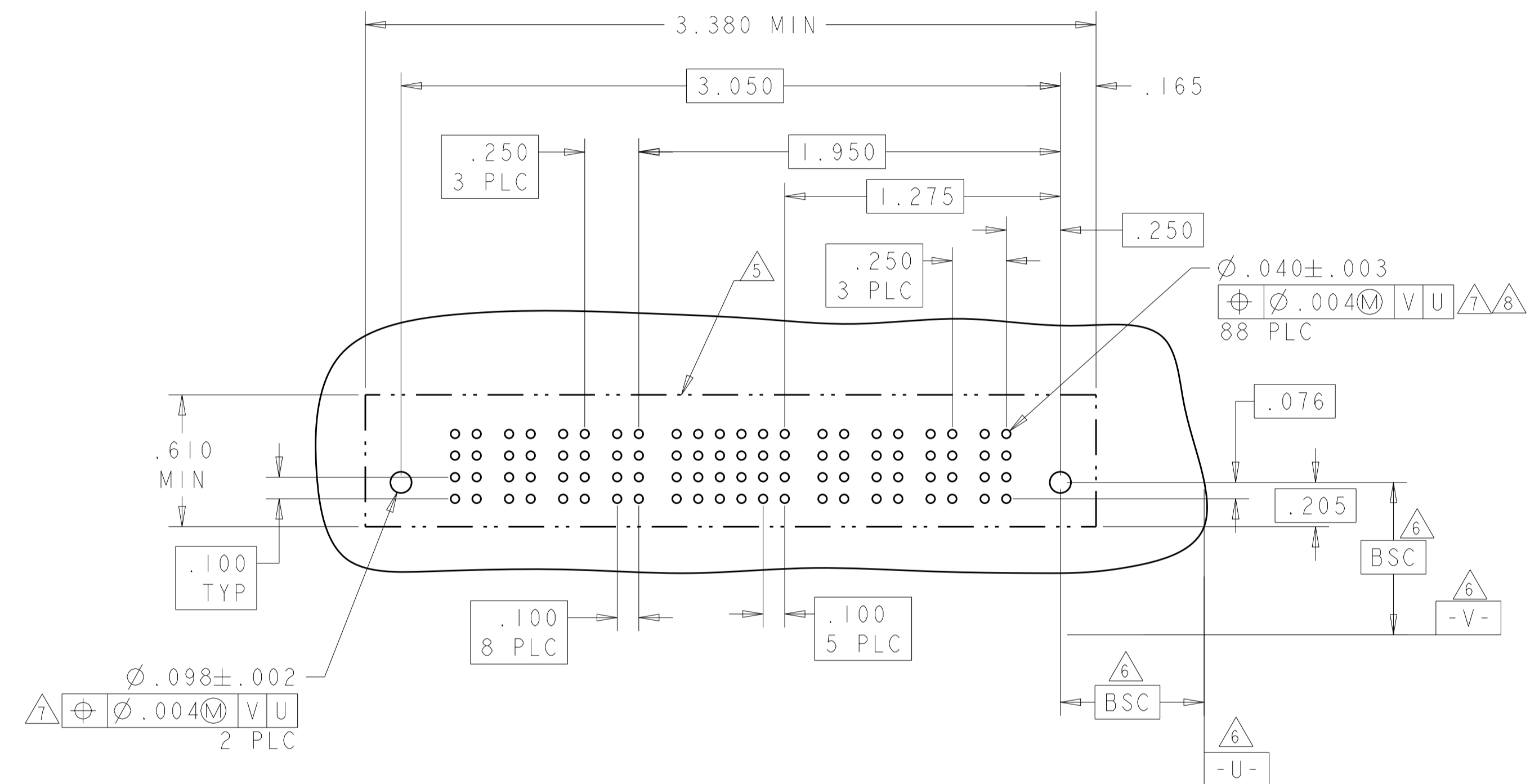
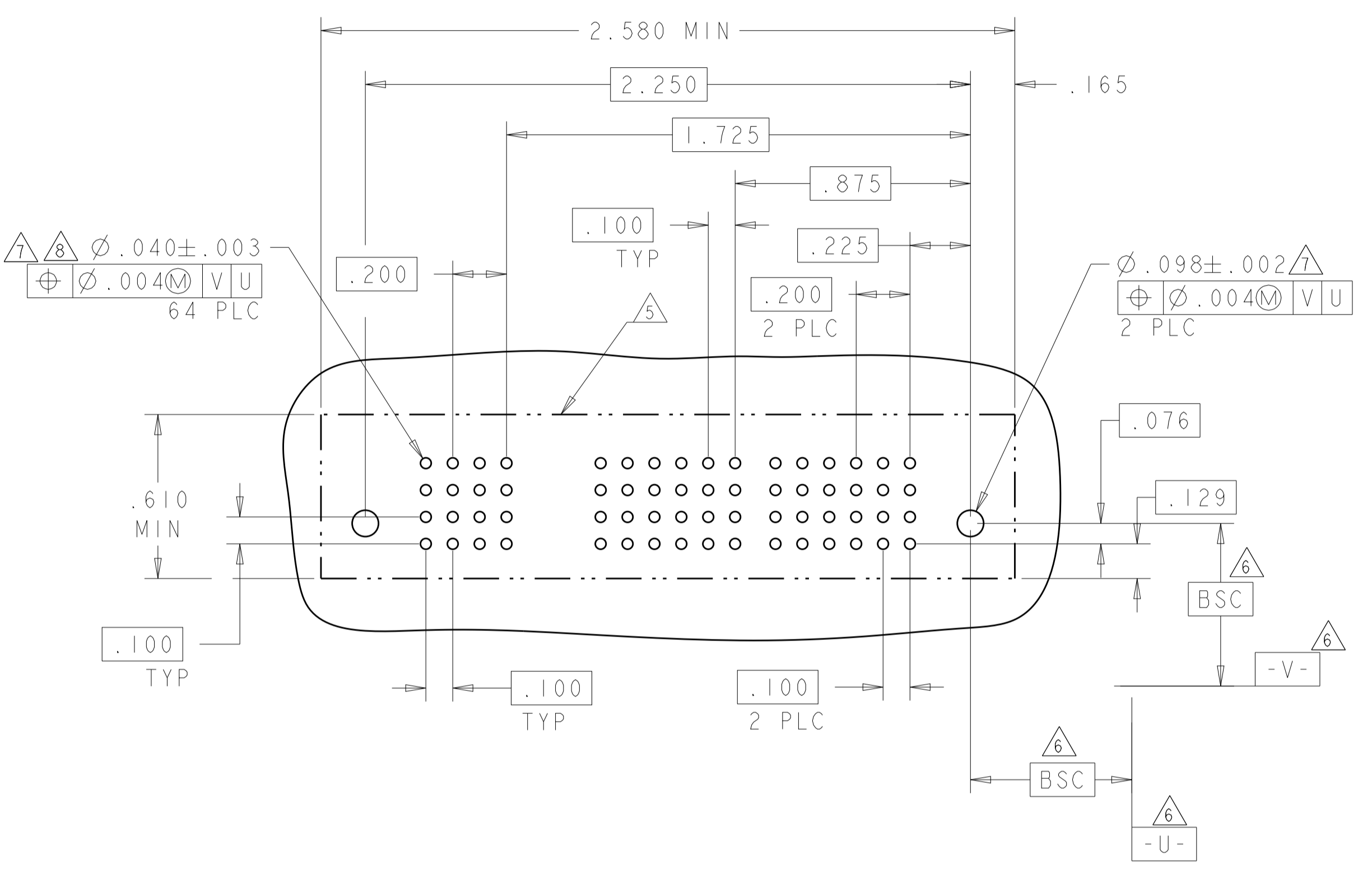
PRODUCT SPEC: 108-1973
APPLICATION SPEC: 114-13038

SIZE: A1 00779 C=6450550
SCALE: 4:1 SHEET 12 OF 23 REV: U3

MATERIAL: FINISH: WEIGHT: CUSTOMER DRAWING

PART NUMBER	ROWS	POWER			SIGNAL						POWER			
		P6	P5	P4	6	5	4	3	2	1	P3	P2	PI	
5-6450550-6	D C B A	GS	GS	AP	AP	AP	AP	AP	AP	AP	AP	GP	GS	GS
					AP	AP	AP	AP	AP	AP				
					AP	AP	AP	AP	AP	AP				
					AP	AP	AP	AP	AP	AP				
3P + 24S + 3P														

PART NUMBER	ROWS	POWER (L)				SIGNAL						POWER (R)			
		P8	P7	P6	P5	6	5	4	3	2	1	P4	P3	P2	PI
5-6450550-7	D C B A	GP	GS	GP	GS	AP	AP	AP	AP	AP	AP	GS	GP	GS	GP
						AP	AP	AP	AP	AP	AP				
						AP	AP	AP	AP	AP	AP				
						AP	AP	AP	AP	AP	AP				
4P + 24S + 4P															



PART NUMBER	ROWS	POWER (L)		SIGNAL								POWER (R)			
		P4	P3	8	7	6	5	4	3	2	1	P2	PI		
5-6450550-8	D C B A	GS	GS	AP	AP	AP	AP	AP	AP	AP	AP	AP	AP	GP	GS
				AP	AP	AP	AP	AP	AP	AP	AP				
				AP	AP	AP	AP	AP	AP	AP	AP				
				AP	AP	AP	AP	AP	AP	AP	AP				
2P + 32S + 2P															

THIS DRAWING IS A CONTROLLED DOCUMENT. DWN: R. GRZYBOWSKI 02MAY05
 CHK: M. PERCHERKE 02MAY05
 APVD: M. PERCHERKE

STE TE Connectivity

VERTICAL RECEPTACLE ASSEMBLY WITH GUIDES, MULTI-BEAM XL

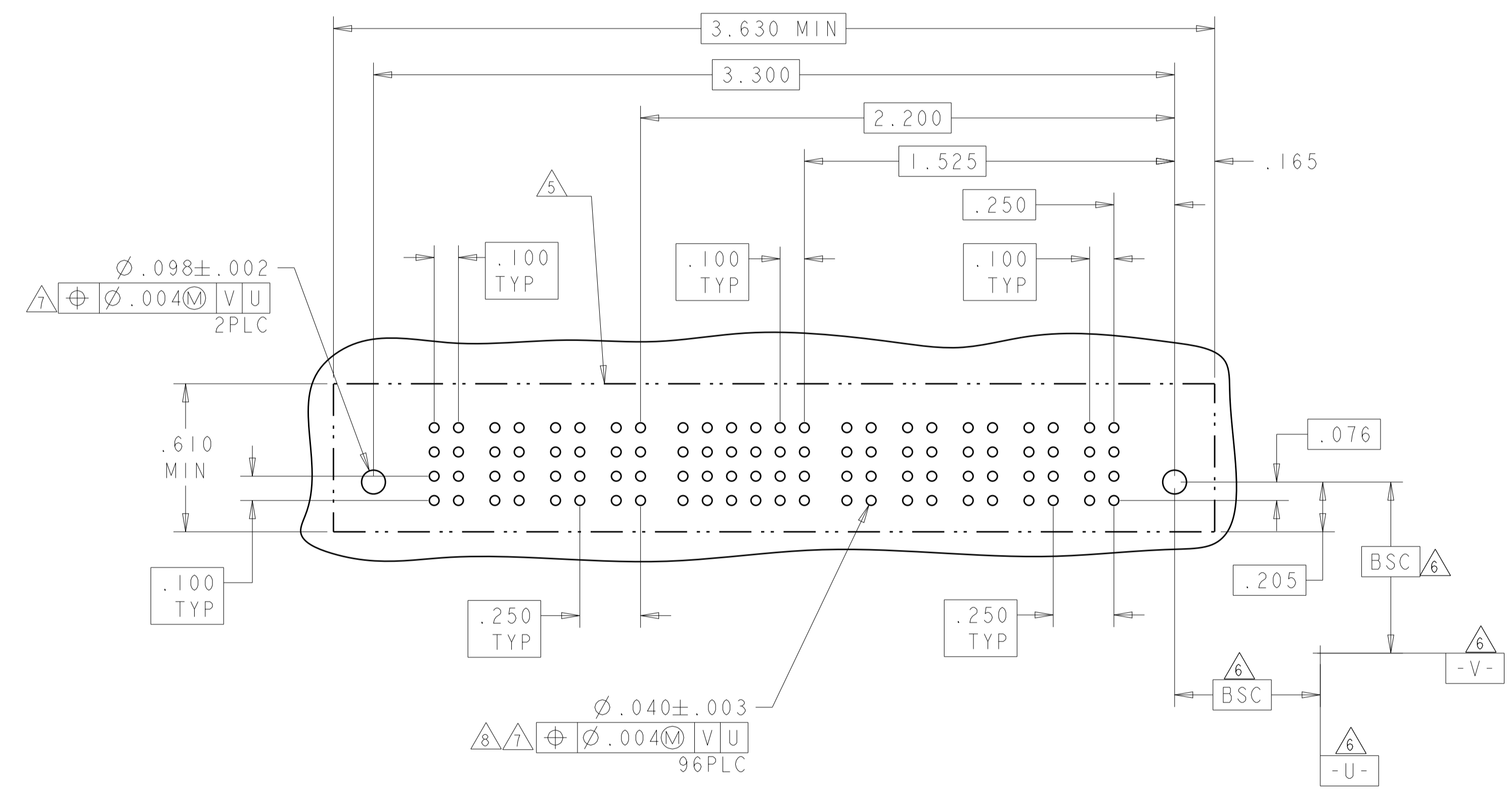
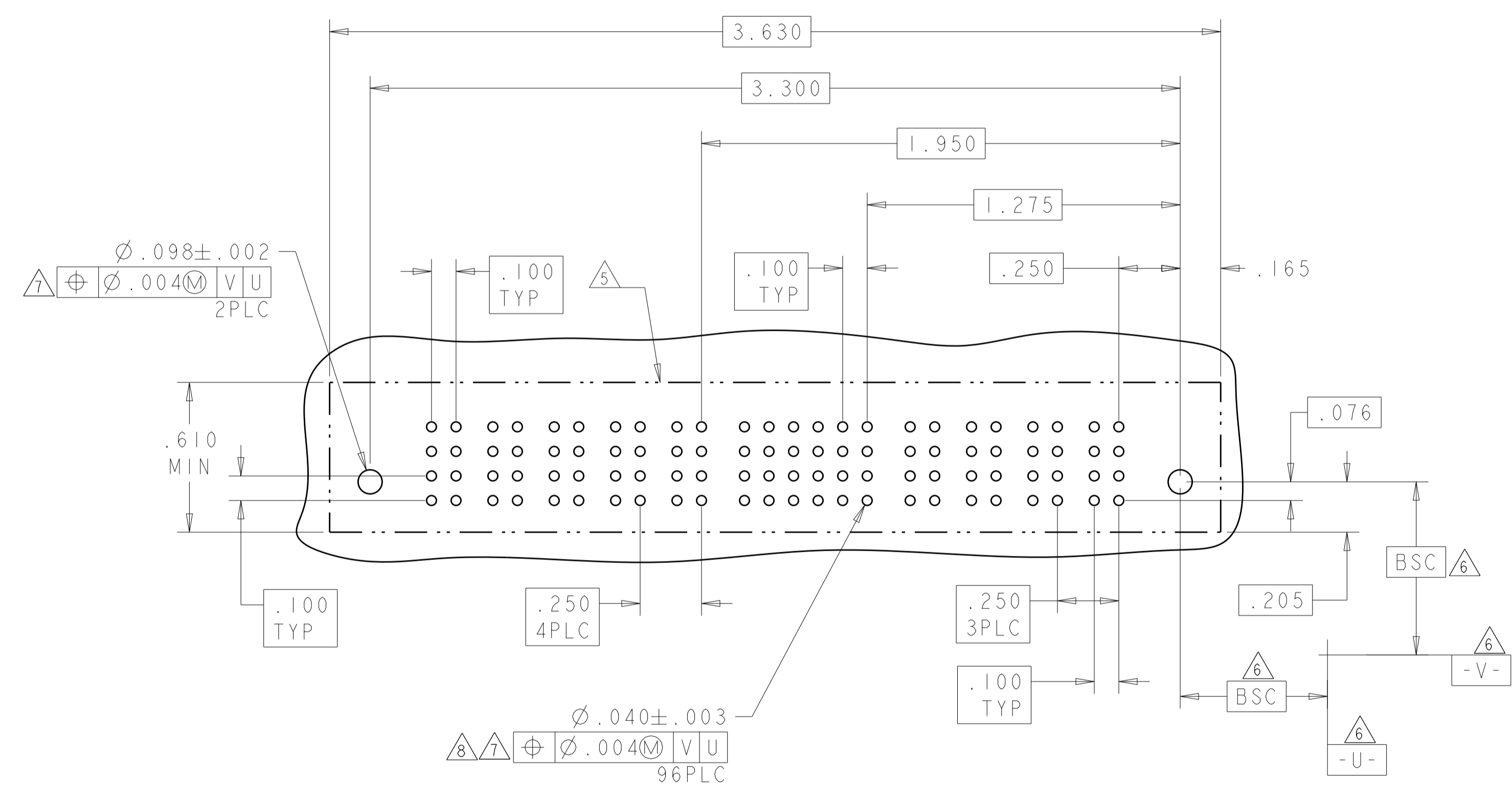
SIZE: A1 CAGE CODE: 6450550 DRAWING NO: 114-13038
 WEIGHT: 108-1973 APPLICATION SPEC: 108-1973
 MATERIAL: FINISH: WEIGHT: 114-13038

CUSTOMER DRAWING SCALE: 4:1 SHEET 13 OF 23 REV: U3

LOC	DIST	REVISIONS			
P	LTN	DESCRIPTION	DATE	DWN	APVD
ES	00	SEE SHEET 1			

PART NUMBER	ROWS	POWER					SIGNAL					POWER									
		P9	P8	P7	P6	P5	6	5	4	3	2	1	P4	P3	P2	P1					
5-6450550-9	D C B A	GP	GP	GP	GP	GP	AP	AP	AP	AP	AP	AP	AP	AP	AP	GP	GP	GP	GP	GP	
		HD																			
		4P + 24S + 5P																			

PART NUMBER	ROWS	POWER					SIGNAL					POWER									
		P9	P8	P7	P6	P5	6	5	4	3	2	1	P5	P4	P3	P2	P1				
6-6450550-0	D C B A	GP	GP	GP	GP	GP	AP	AP	AP	AP	AP	AP	AP	AP	AP	GP	GP	GP	GP	GP	
		HD																			
		5P + 24S + 4P																			

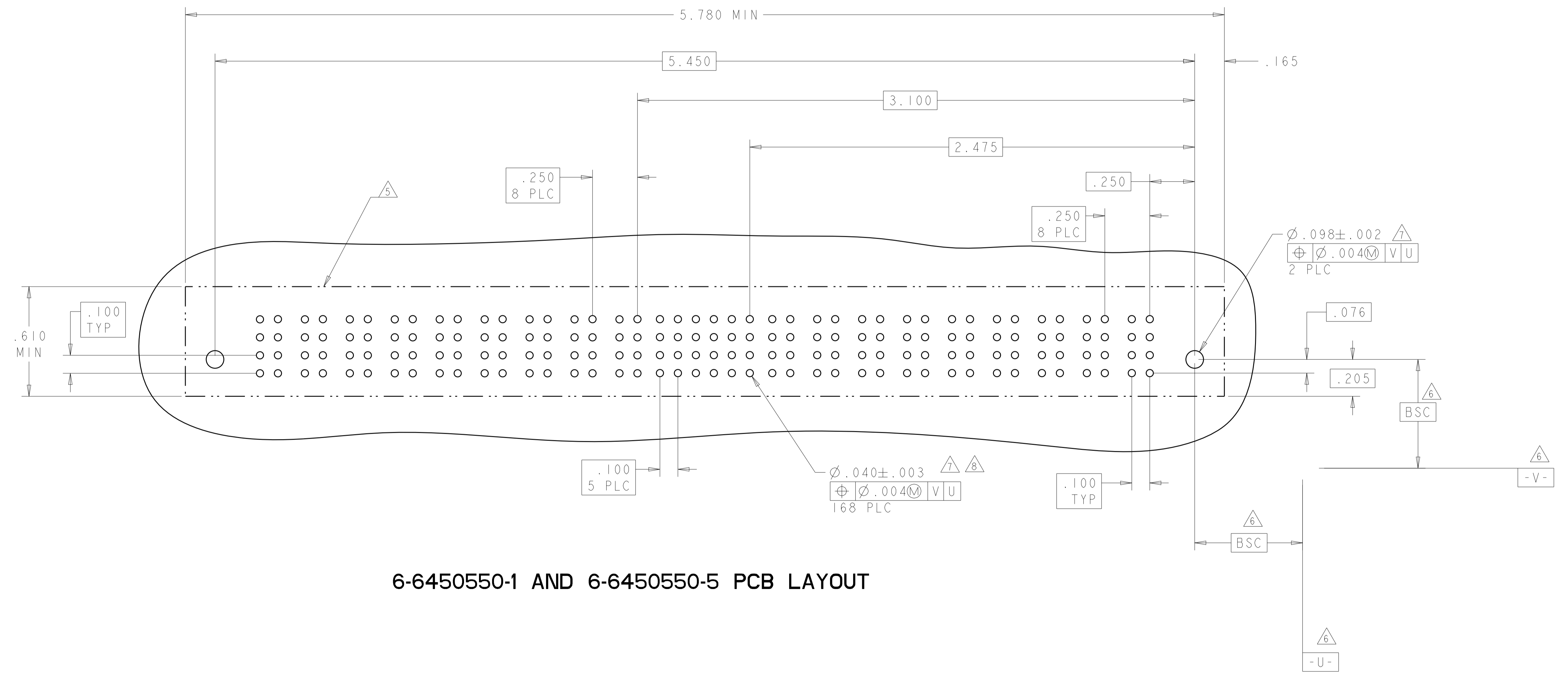


THIS DRAWING IS A CONTROLLED DOCUMENT.		DWN R. GRZYBOWSKI 02MAY05	TE Connectivity
DIMENSIONS: INCHES		CHK M. PERCHERKE 02MAY05	
TOLERANCES UNLESS OTHERWISE SPECIFIED: 0 PLC ± 1 PLC ±.01 2 PLC ±.01 3 PLC ±.005 4 PLC ±.002 ANGLES ±.020		APVD M. PERCHERKE	NAME VERTICAL RECEPTACLE ASSEMBLY WITH GUIDES, MULTI-BEAM XL
MATERIAL		FINISH	RESTRICTED TO
CUSTOMER DRAWING		SCALE 4:1	SHEET 14 OF 23 REV U3

LOC	DIST	REVISIONS			
P	LTN	DESCRIPTION	DATE	OWN	APVD
ES	00	SEE SHEET 1			

PART NUMBER	ROWS	POWER								SIGNAL						POWER										
		P18	P17	P16	P15	P14	P13	P12	P11	P10	1	2	3	4	5	6	P9	P8	P7	P6	P5	P4	P3	P2	P1	
6-6450550-1	D C B A	HD	GS	GS	GP	GP	GP	GS	GS	GS	GS	AP	AP	AP	AP	AP	AP	GS	GS	GS	GS	GP	GP	GP	GS	GS
			AP	AP	AP	AP	AP	AP	AP	AP	AP	AP	AP	AP	AP	AP	AP	GS	GS	GS	GS	GP	GP	GP	GS	GS
			AP	AP	AP	AP	AP	AP	AP	AP	AP	AP	AP	AP	AP	AP	AP	GS	GS	GS	GS	GP	GP	GP	GS	GS
			AP	AP	AP	AP	AP	AP	AP	AP	AP	AP	AP	AP	AP	AP	AP	GS	GS	GS	GS	GP	GP	GP	GS	GS
9P + 24S + 9P																										

PART NUMBER	ROWS	POWER								SIGNAL						POWER										
		P18	P17	P16	P15	P14	P13	P12	P11	P10	1	2	3	4	5	6	P9	P8	P7	P6	P5	P4	P3	P2	P1	
6-6450550-5	D C B A	HD	GP	GS	GS	GS	GS	GS	GS	GS	GS	AP	AP	AP	AP	AP	AP	GS	GS	GS	GS	GS	GS	GS	GS	GP
			AP	AP	AP	AP	AP	AP	AP	AP	AP	AP	AP	AP	AP	AP	AP	GS	GS	GS	GS	GS	GS	GS	GP	
			AP	AP	AP	AP	AP	AP	AP	AP	AP	AP	AP	AP	AP	AP	AP	GS	GS	GS	GS	GS	GS	GS	GP	
			AP	AP	AP	AP	AP	AP	AP	AP	AP	AP	AP	AP	AP	AP	AP	GS	GS	GS	GS	GS	GS	GS	GP	
9P + 24S + 9P																										

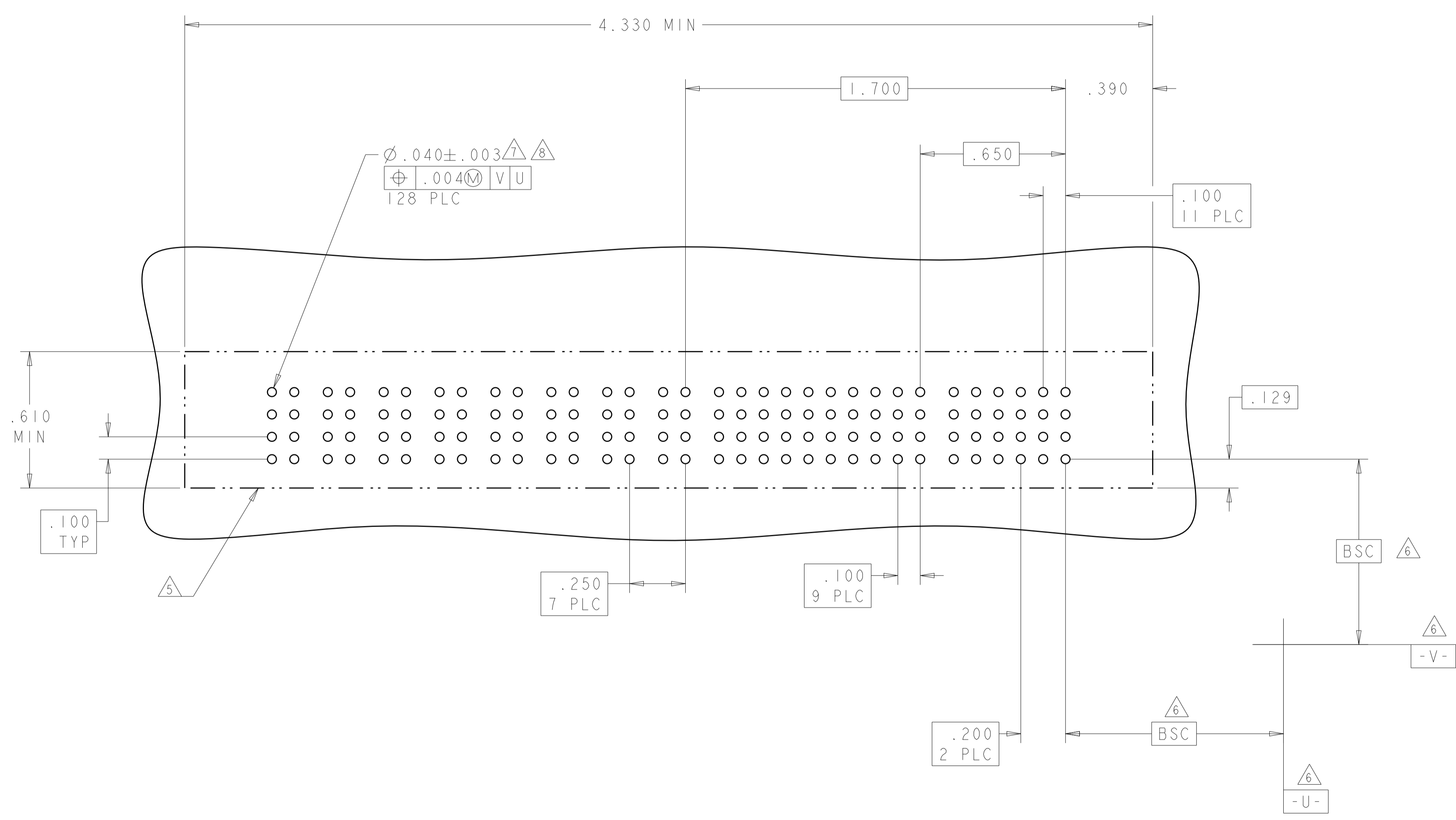


6-6450550-1 AND 6-6450550-5 PCB LAYOUT

THIS DRAWING IS A CONTROLLED DOCUMENT.		OWN: R. GRZYBOWSKI 02MAY05	TE Connectivity
DIMENSIONS: INCHES		CHK: M. PERCHERKE 02MAY05	
TOLERANCES UNLESS OTHERWISE SPECIFIED:		APVD: M. PERCHERKE	NAME: VERTICAL RECEPTACLE ASSEMBLY WITH GUIDES, MULTI-BEAM XL
0 PLC ±.01 1 PLC ±.01 2 PLC ±.01 3 PLC ±.005 4 PLC ±.005 ANGLES ±.0020		PRODUCT SPEC: 108-1973	SIZE: A1
MATERIAL: FINISH: *		APPLICATION SPEC: 114-13038	CAGE CODE: 6450550
		WEIGHT: -	SCALE: 4:1
		CUSTOMER DRAWING	SHEET 15 OF 23 REV: U3

LOC		DIST		REVISIONS			
P	LTN	DESCRIPTION	DATE	DWN	APVD		
-	-	SEE SHEET 1	-	-	-		

PART NUMBER	ROWS	POWER								SIGNAL								POWER						
		P11	P10	P9	P8	P7	P6	P5	P4	I0	I9	I8	I7	I6	I5	I4	I3	I2	I1	P3	P2	P1		
6-6450550-2	D C B A																							
		3P + 40S + 8P																						



THIS DRAWING IS A CONTROLLED DOCUMENT.

DWN: R. GRZYBOWSKI 02MAY05
 CHK: M. PERCHERKE 02MAY05
 APVD: M. PERCHERKE

TE Connectivity

NAME: VERTICAL RECEPTACLE ASSEMBLY WITH GUIDES, MULTI-BEAM XL

PRODUCT SPEC: 108-1973
 APPLICATION SPEC: 114-13038

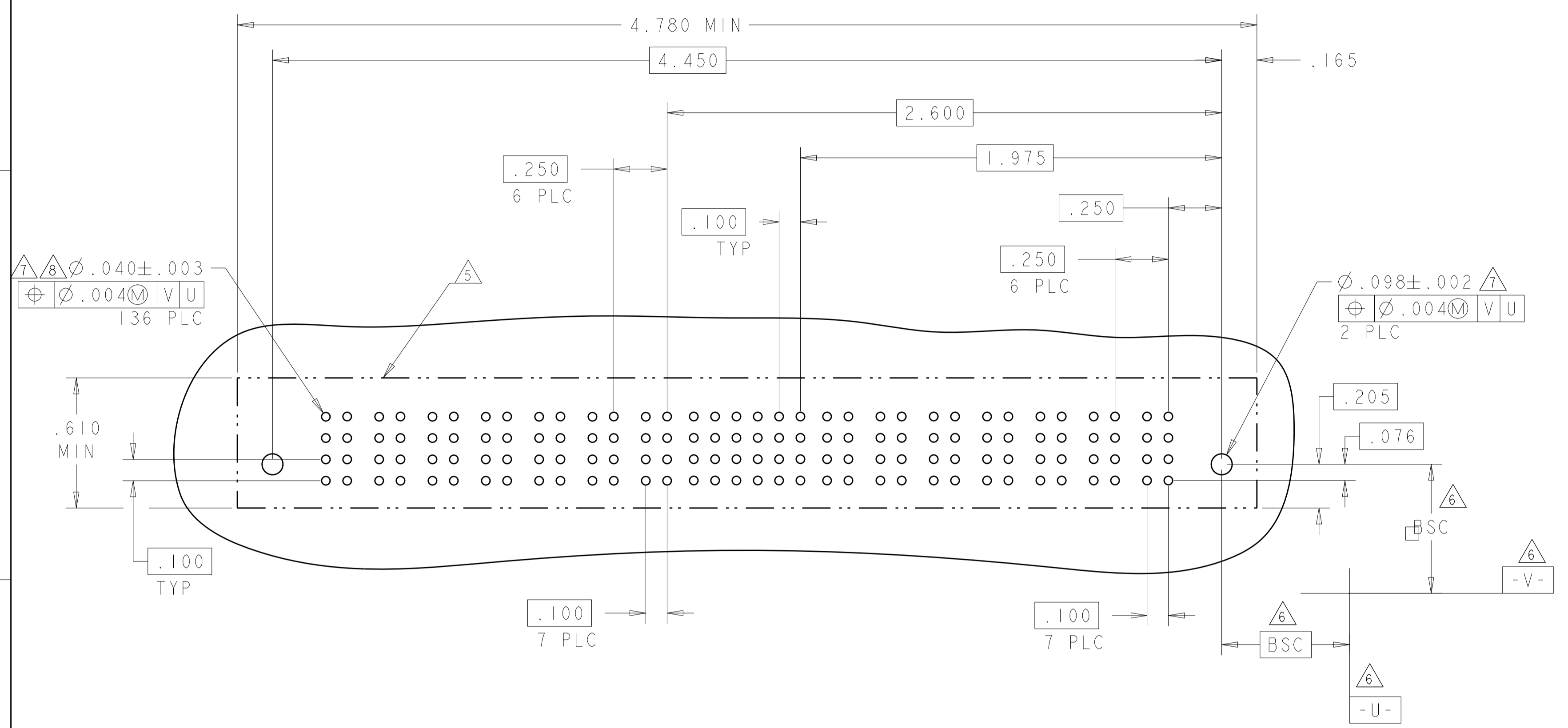
SIZE: A1 00779 C=6450550
 SCALE: 4:1 SHEET 16 OF 23 REV: U3

CUSTOMER DRAWING

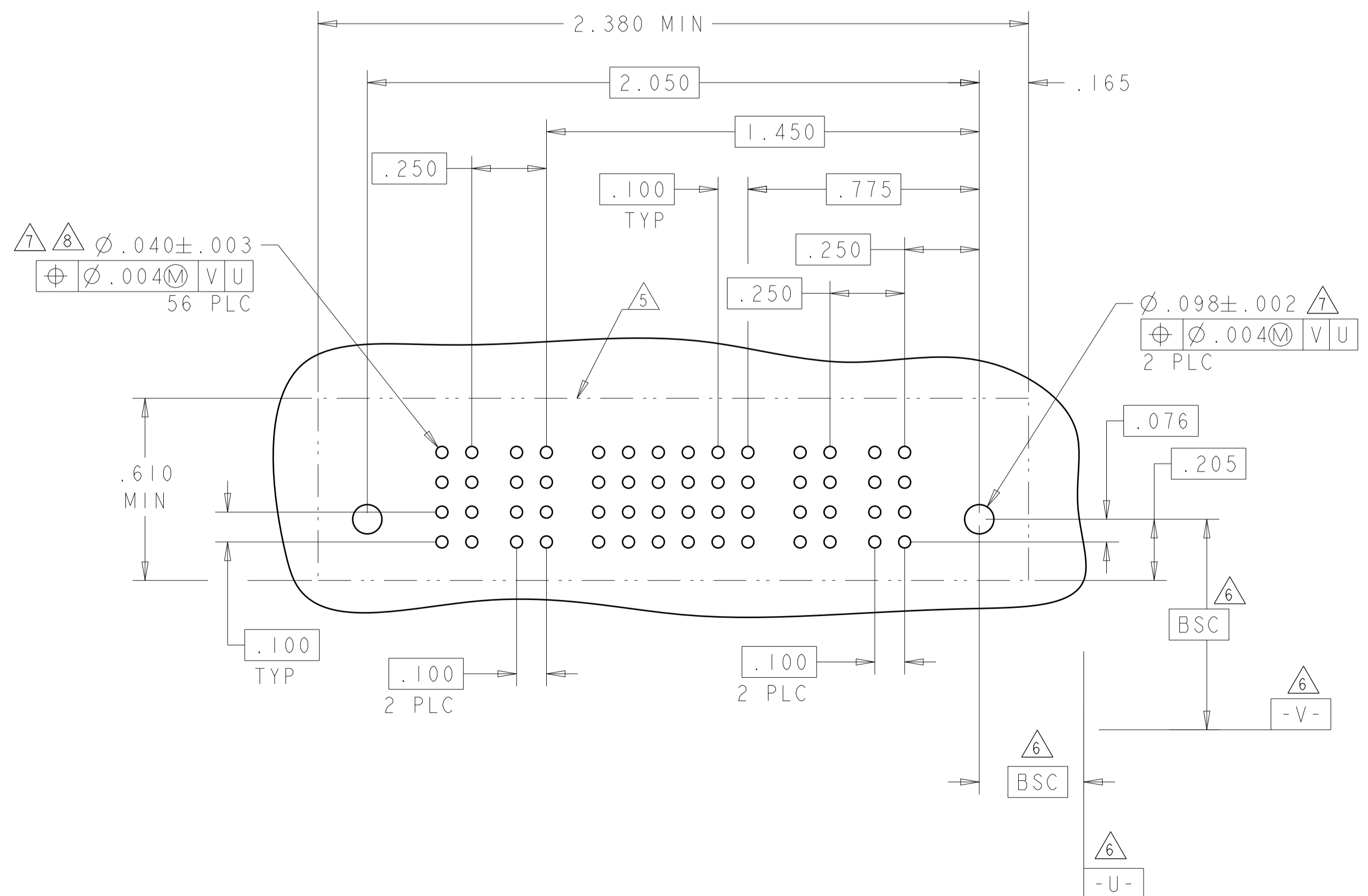
LOC		DIST		REVISONS			
ES	00	P	LTN	DESCRIPTION	DATE	OWN	APVD
				SEE SHEET 1			

PART NUMBER	ROWS	POWER						SIGNAL						POWER							
		P14	P13	P12	P11	P10	P9	P8	1	2	3	4	5	6	P7	P6	P5	P4	P3	P2	P1
6-6450550-3	D C B A	GP	GP	GP	GS	GS	GS	GS	AP	AP	AP	AP	AP	AP	GS	GS	GS	GS	GP	GP	GP
									AP	AP	AP	AP	AP	AP							
									AP	AP	AP	AP	AP	AP							
7P + 24S + 7P																					

ASSY PART NUMBER	ROWS	POWER				SIGNAL				POWER	
		P6	P5	P4	P3	4	3	2	1	P2	P1
6-6450550-4	D C B A	GP	GP	GS	GS	AP	AP	AP	AP	GS	GP
						AP	AP	AP	AP		
						AP	AP	AP	AP		
2P + 16S + 4P											



REMARK:
 PCB LAYOUT THE SAME AS 5-6450550-4



ASSY PART NUMBER	ROWS	POWER		SIGNAL						POWER			
		P4	P3	6	5	4	3	2	1	P2	P1		
6-6450550-6	D C B A	GS	GP	AP	AP	AP	AP	AP	AP	AP	AP	GS	GP
				AP	AP	AP	AP	AP	AP	AP			
				AP	AP	AP	AP	AP	AP	AP			
2P + 24S + 2P													

THIS DRAWING IS A CONTROLLED DOCUMENT. DWN: R.GRZYBOWSKI 02MAY05
 CHK: M.PERCHEKKE 02MAY05
 APVD: M.PERCHEKKE

STE TE Connectivity

NAME: VERTICAL RECEPTACLE ASSEMBLY WITH GUIDES, MULTI-BEAM XL

PRODUCT SPEC: 108-1973
 APPLICATION SPEC: 114-13038

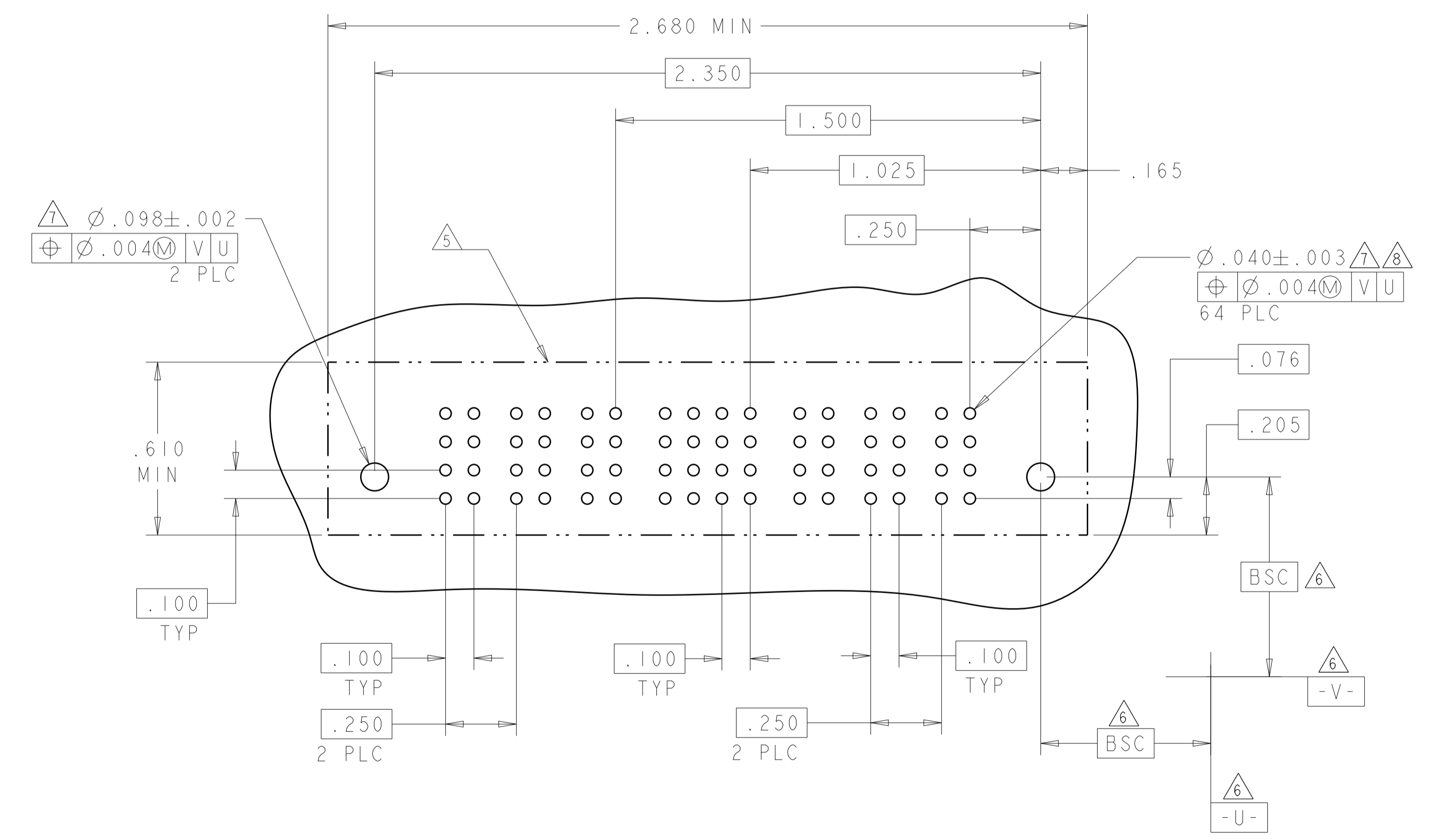
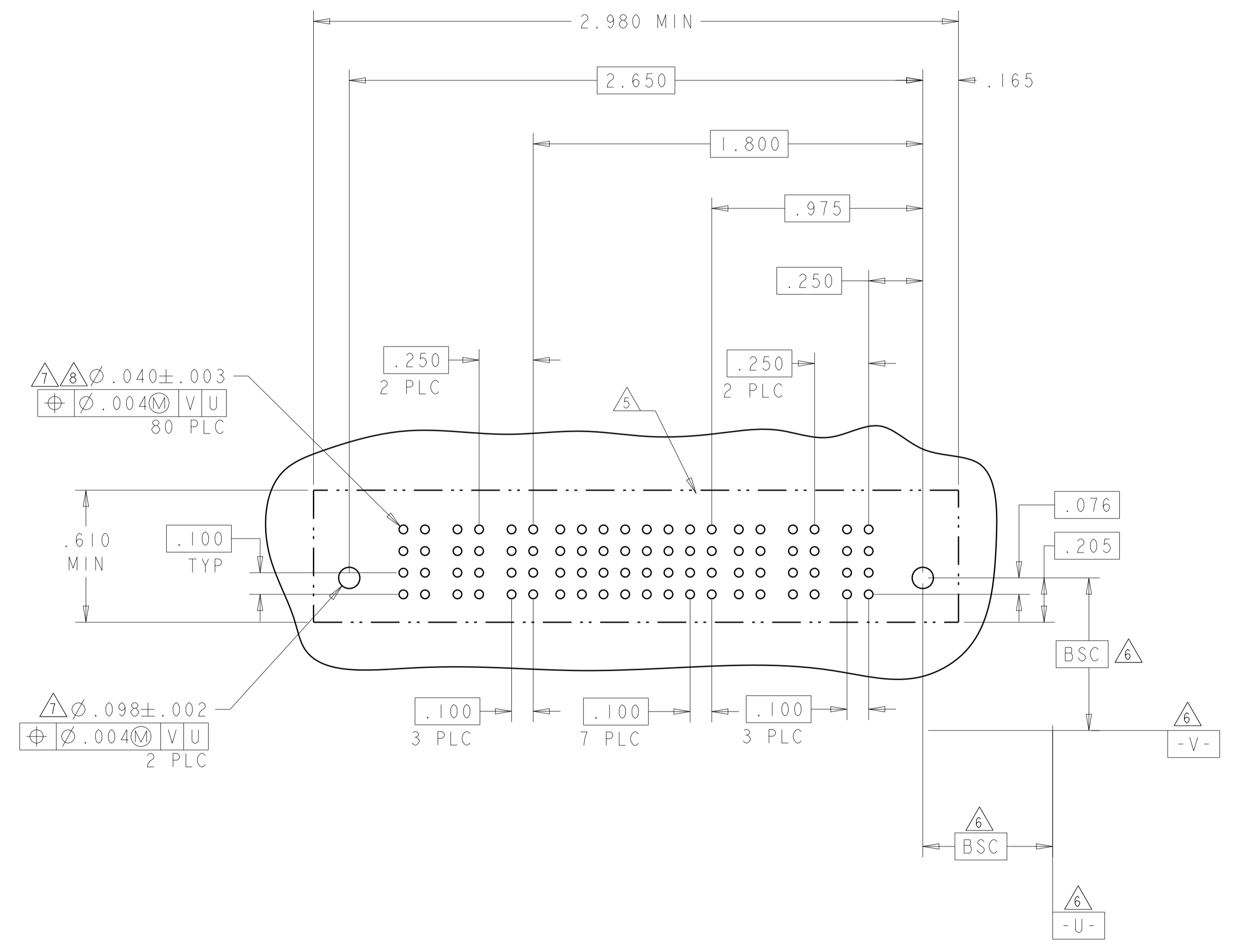
SIZE: A1 CAGE CODE: 6450550 DRAWING NO: 100779

SCALE: 4:1 SHEET: 17 OF 23 REV: U3

LOC	DIST	REVISIONS			
P	LTN	DESCRIPTION	DATE	DMN	APVD
ES	00	SEE SHEET 1			

PART NUMBER	ROWS	POWER			SIGNAL								POWER			
		P6	P5	P4	8	7	6	5	4	3	2	1	P3	P2	P1	
6-6450550-7	D	GS	GS	GS	AP	AP	AP	AP	AP	AP	AP	AP	AP	GP	GP	GP
	C				AP	AP	AP	AP	AP	AP	AP	AP				
	B				AP	AP	AP	AP	AP	AP	AP	AP				
	A				AP	AP	AP	AP	AP	AP	AP	AP				
3P + 32S + 3P																

PART NUMBER	ROWS	POWER			SIGNAL				POWER		
		P6	P5	P4	4	3	2	1	P3	P2	P1
6-6450550-9	D	GP	GP	GP	AP	AP	AP	AP	GS	GS	GS
	C				AP	AP	AP	AP			
	B				AP	AP	AP	AP			
	A				AP	AP	AP	AP			
3P + 16S + 3P											



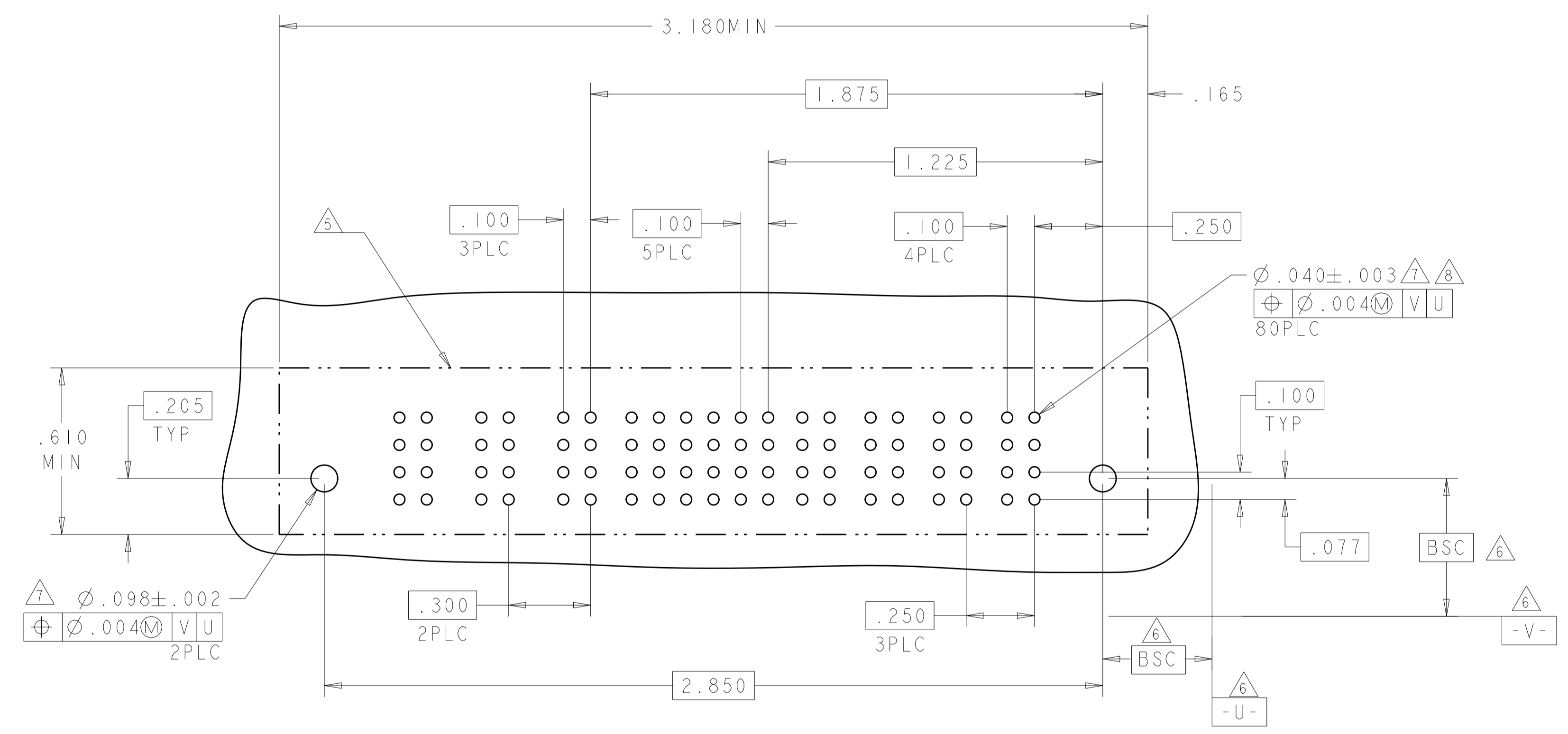
THIS DRAWING IS A CONTROLLED DOCUMENT.

DIMENSIONS:	TOLERANCES UNLESS OTHERWISE SPECIFIED:	OWN: R. GRZYBOWSKI 02MAY05	CHK: M. PERCHERKE 02MAY05	APVD: M. PERCHERKE	NAME: VERTICAL RECEPTACLE ASSEMBLY WITH GUIDES, MULTI-BEAM XL
INCHES	0 PLC ± 1 PLC ±.01 2 PLC ±.01 3 PLC ±.005 4 PLC ±.002 ANGLES ±.020	PRODUCT SPEC: 108-1973	APPLICATION SPEC: 114-13038	SIZE: 114-13038	RESTRICTED TO: -
MATERIAL:	FINISH:	WEIGHT:	CAGE CODE: 6450550	DRAWING NO: A100779	SHEET 18 OF 23
CUSTOMER DRAWING		SCALE: 4:1		REV: U3	

TE Connectivity

LOC	DIST	REVISIONS			
ES	00	REV	DATE	BY	APPD
-	-	SEE SHEET 1	-	-	-

PART NUMBER	ROWS		POWER			SIGNAL					POWER					
			P7	P6	P5	6	5	4	3	2	1	P4	P3	P2		P1
7-6450550-0	D C B A	HD	VS	VS	VP	P	P	P	P	P	P	VS	VS	VS	VS	HD
			P	P	P	P	P	P	P	P	P	P	P	P	P	P
			P	P	P	P	P	P	P	P	P	P	P	P	P	P
			P	P	P	P	P	P	P	P	P	P	P	P	P	P
4P + 24S + 3ACP																



THIS DRAWING IS A CONTROLLED DOCUMENT.		OWN: R. GRZYBOWSKI 02MAY05	TE Connectivity
DIMENSIONS: INCHES		CHK: M. PERCHERKE 02MAY05	
TOLERANCES UNLESS OTHERWISE SPECIFIED:		APVD: M. PERCHERKE	NAME: VERTICAL RECEPTACLE ASSEMBLY WITH GUIDES, MULTI-BEAM XL
0 PLC ±. 1 PLC ±. 2 PLC ±.01 3 PLC ±.005 4 PLC ±.0020 ANGLES ±.7°		PRODUCT SPEC: 108-1973	SIZE: A1
MATERIAL: FINISH:		APPLICATION SPEC: 114-13038	CAGE CODE: 6450550
WEIGHT: CUSTOMER DRAWING		SCALE: 4:1	SHEET 19 OF 23 REV: U3

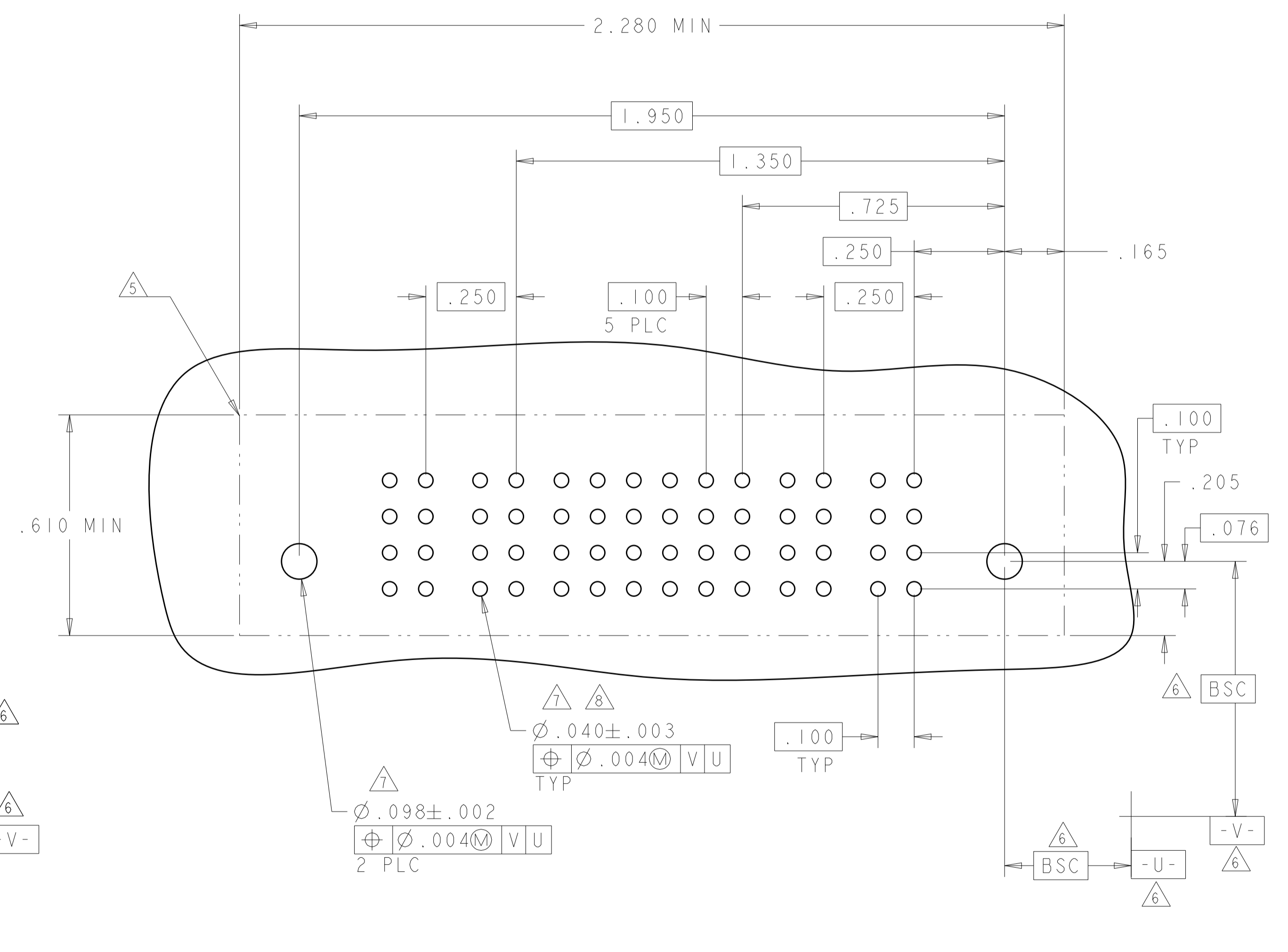
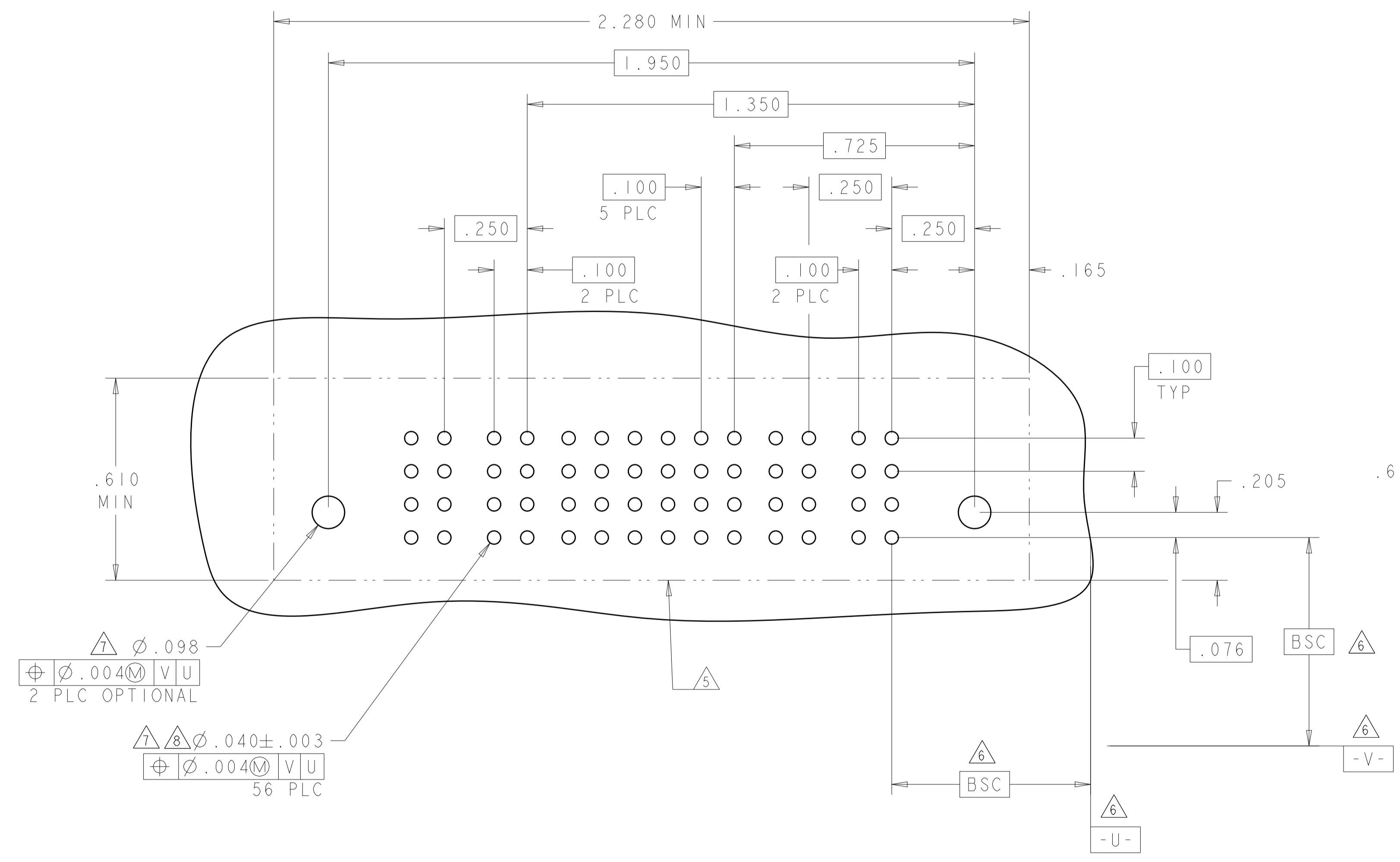
LOC	DIST	REV	DATE	BY	APP'D
ES	00				

REVISIONS		DATE	BY	APP'D
1	SEE SHEET 1			

ASSY PART NUMBER	ROWS	POWER		SIGNAL						POWER			
		P4	P3	6	5	4	3	2	1	P2	P1		
7-6450550-1	D C B A	GP	GP	AP	AP	AP	AP	AP	AP	AP	AP	GP	GP
				AP	AP	AP	AP	AP	AP	AP			
				AP	AP	AP	AP	AP	AP	AP			
				AP	AP	AP	AP	AP	AP	AP			
2P + 24S + 2P													

T7

PART NUMBER	ROWS	POWER		SIGNAL						POWER			
		P4	P3	6	5	4	3	2	1	P2	P1		
1-6450550-5	D C B A	VS	VS	P	P	P	P	P	P	P	P	VP	VP
				P	P	P	P	P	P	P			
				P	P	P	P	P	P	P			
				P	P	P	P	P	P	P			
2P + 24S + 2P													



THIS DRAWING IS A CONTROLLED DOCUMENT.

DIMENSIONS:	TOLERANCES UNLESS OTHERWISE SPECIFIED:	0 PLC ±.01	1 PLC ±.01	2 PLC ±.01	3 PLC ±.005	4 PLC ±.002	ANGLES ±.2°
-------------	--	------------	------------	------------	-------------	-------------	-------------

INCHES	0 PLC ±.01	1 PLC ±.01	2 PLC ±.01	3 PLC ±.005	4 PLC ±.002	ANGLES ±.2°
--------	------------	------------	------------	-------------	-------------	-------------

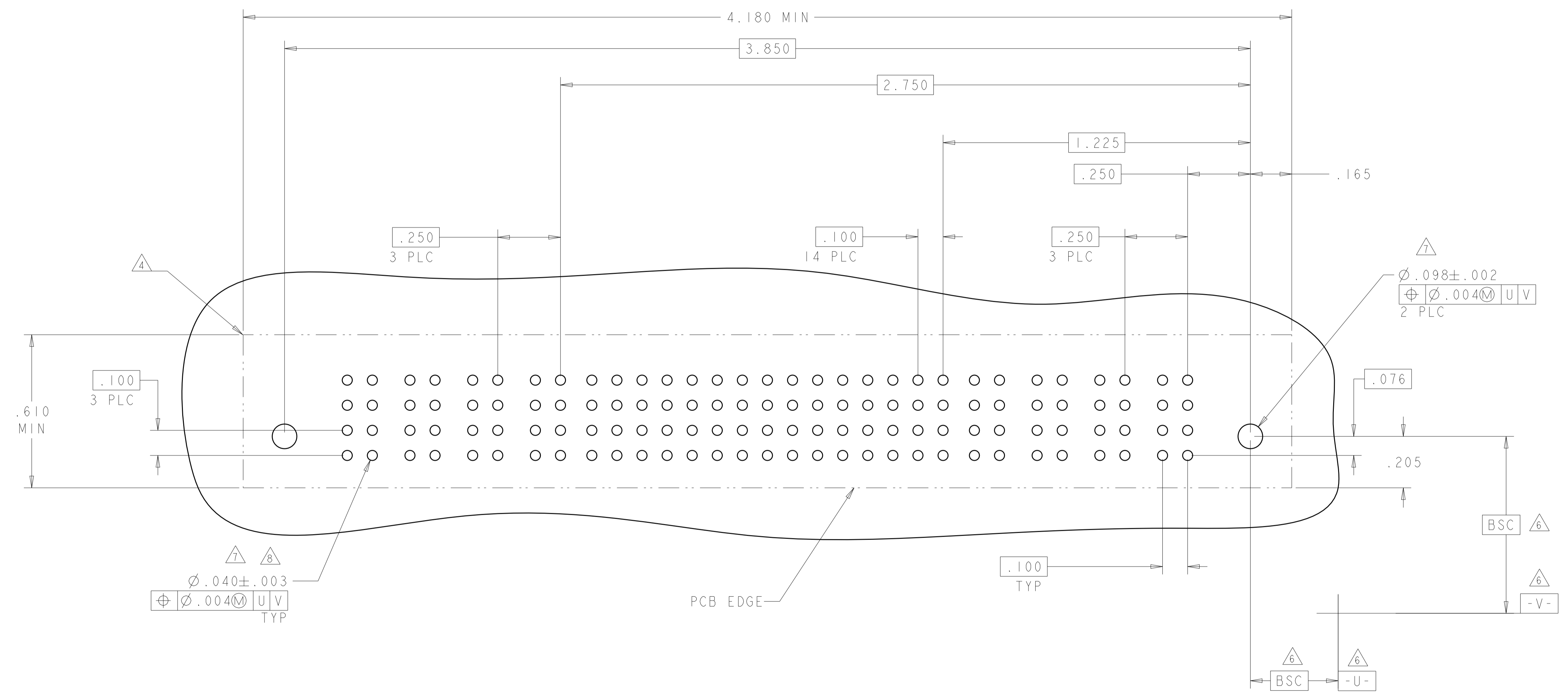
MATERIAL	FINISH	WEIGHT	SCALE	4:1
----------	--------	--------	-------	-----

OWN: R. GRZYBOWSKI	02MAY05	NAME	VERTICAL RECEPTACLE ASSEMBLY WITH GUIDES, MULTI-BEAM XL
CHK: M. PERCHERKE	02MAY05	PRODUCT SPEC	108-1973
APVD: M. PERCHERKE		APPLICATION SPEC	114-13038
SIZE	CAGE CODE	DRAWING NO	RESTRICTED TO
A1	00779	C=6450550	
CUSTOMER DRAWING	SCALE	4:1	SHEET 20 OF 23

4805 (3/11)

LOC	DIST	P	LTH	REVISIONS	DATE	DNW	APVD
ES	00	-	-	SEE SHEET 1	-	-	-

PART NUMBER	ROWS	POWER				SIGNAL														POWER								
		P8	P7	P6	P5	15	14	13	12	11	10	9	8	7	6	5	4	3	2	1	P4	P3	P2	P1				
		7-6450550-2	D C B A	GS	GP	GS	GP	AP	AP	AP	AP	AP	AP	AP	AP	AP	AP	AP	AP	AP	AP	AP	AP	AP	AP	AP	GS	GP
4P + 60S + 4P																												



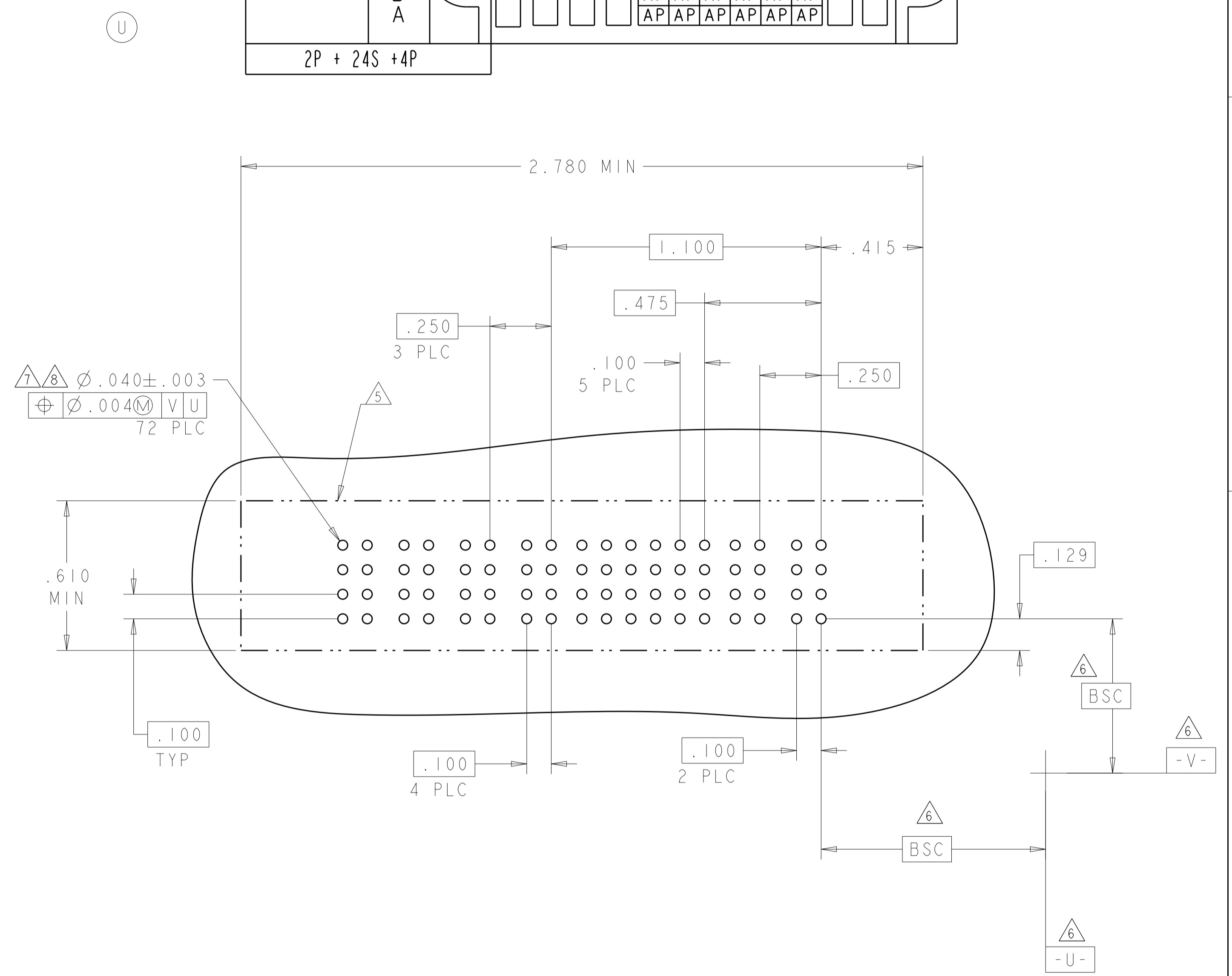
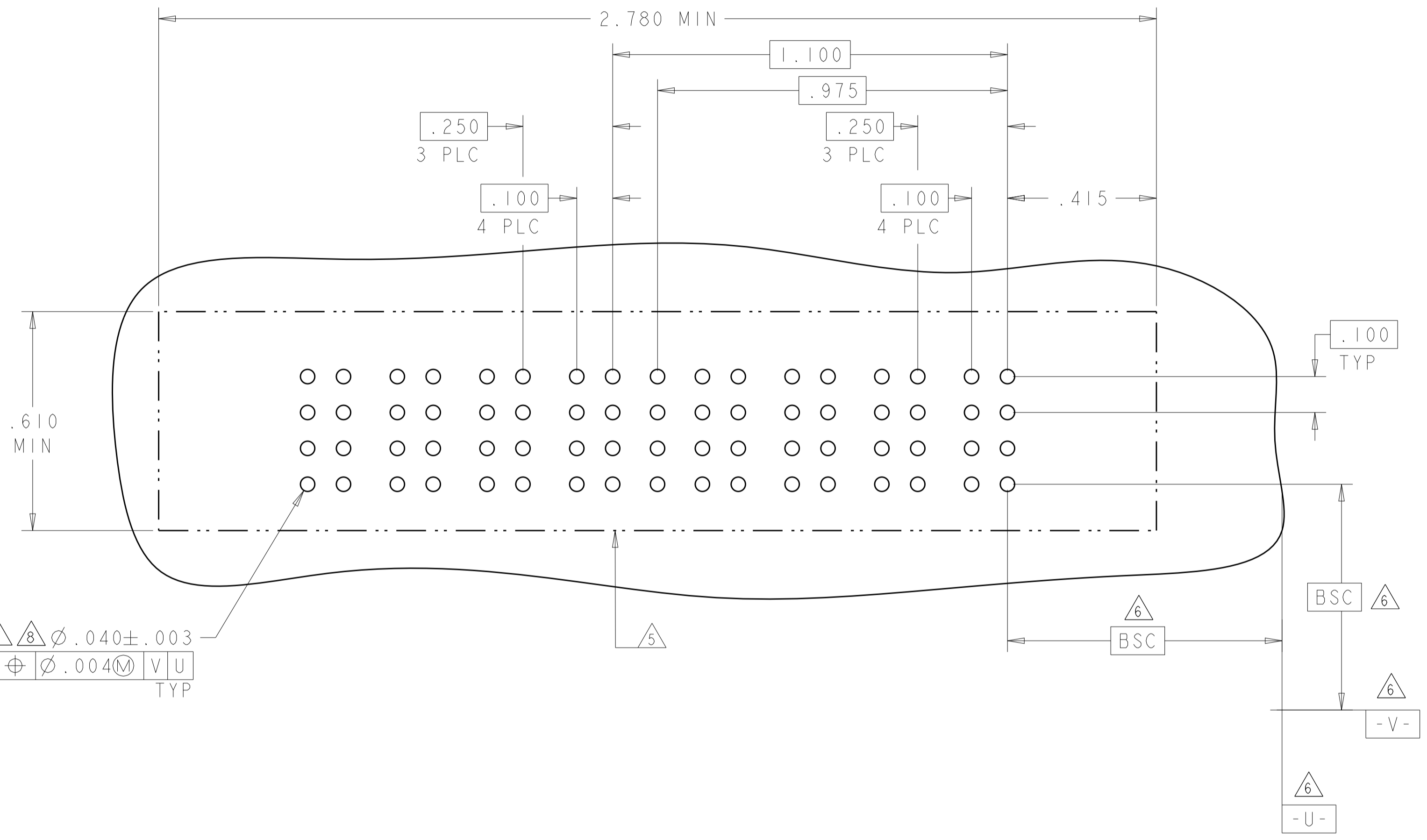
DIMENSIONS:		TOLERANCES UNLESS OTHERWISE SPECIFIED:		MATERIAL		FINISH	
INCHES		0 PLC	±				
		1 PLC	±.01				
		2 PLC	±.01				
		3 PLC	±.005				
		4 PLC	±.0020				
		ANGLES	±7°				

THIS DRAWING IS A CONTROLLED DOCUMENT.			OWN			CHK			APVD			NAME		
			R. GRZYBOWSKI			M. PERCHERKE			M. PERCHERKE			VERTICAL RECEPTACLE ASSEMBLY WITH GUIDES, MULTI-BEAM XL		
			02MAY05			02MAY05								
												108-1973		
												APPLICATION SPEC		
												114-13038		
												WEIGHT		
												A100779C=6450550		
												CUSTOMER DRAWING		

LOC	DIST	REVISIONS			
ES	00	REV	DATE	BY	APPD
		-	SEE SHEET 1	-	-

PART NUMBER	ROWS	POWER				SIGNAL	POWER			
		P8	P7	P6	P5	I	P4	P3	P2	PI
4-6450550-2	D C B A	GS	GS	GS	GS	AP	GS	GS	GS	GS
						AP				
						AP				
4P + 4S + 4P										

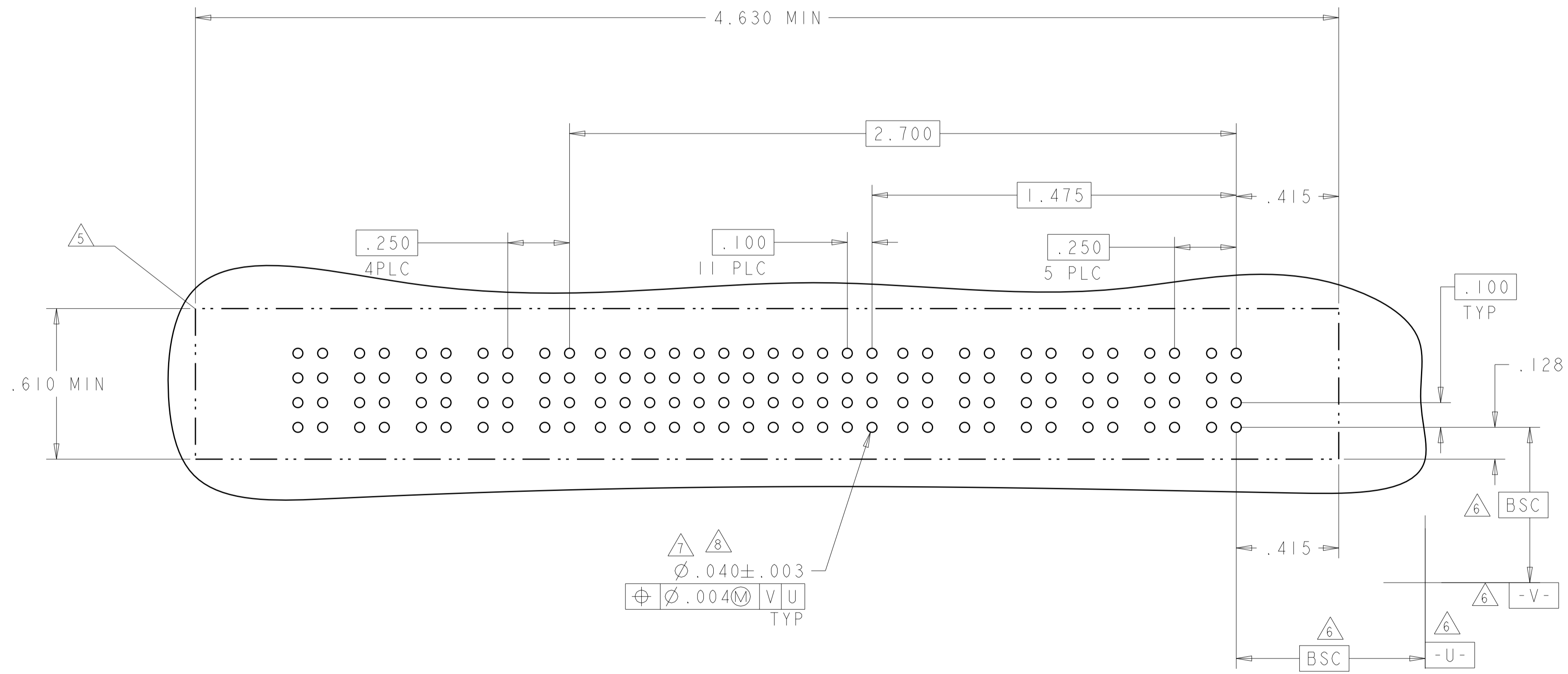
PART NUMBER	ROWS	POWER				SIGNAL					POWER		
		P6	P5	P4	P3	6	5	4	3	2	1	P2	PI
4-6450550-0	D C B A	GP	GP	GS	GS	AP	AP	AP	AP	AP	AP	GP	GS
						AP	AP	AP	AP	AP	AP		
						AP	AP	AP	AP	AP	AP		
						AP	AP	AP	AP	AP	AP		
2P + 24S + 4P													



THIS DRAWING IS A CONTROLLED DOCUMENT.		OWN: B. GRZYBOWSKI 02MAY05	 TE Connectivity
DIMENSIONS: INCHES		CHK: M. PERCHERKE 02MAY05	
TOLERANCES UNLESS OTHERWISE SPECIFIED:		APVD: M. PERCHERKE	NAME: VERTICAL RECEPTACLE ASSEMBLY WITH GUIDES, MULTI-BEAM XL
0 PLC ± .01		PRODUCT SPEC: 108-1973	SIZE: A1
1 PLC ± .01		APPLICATION SPEC: 114-13038	CAGE CODE: 6450550
2 PLC ± .01		WEIGHT: -	SCALE: 4:1
3 PLC ± .005		CUSTOMER DRAWING	SHEET 22 OF 23
4 PLC ± .0020			REV: U3
ANGLES: ± 2°			
FINISH: -			

LOC	DIST	REVISIONS					
		P	LTN	DESCRIPTION	DATE	DMN	APVD
ES	00	-	-	SEE SHEET 1	-	-	-

PART NUMBER	ROWS	POWER					SIGNAL										POWER																		
		P11	P10	P9	P8	P7	12	11	10	9	8	7	6	5	4	3	2	1	P6	P5	P4	P3	P2	P1											
7-6450550-3	D C B A	GS	GS	GS	GS	GS	AP	AP	AP	AP	AP	AP	AP	AP	AP	AP	AP	AP	AP	AP	AP	AP	AP	AP	GP	GP	GP	GP	GP	GP					
							AP	AP	AP	AP	AP	AP	AP	AP	AP	AP	AP	AP	AP	AP	AP	AP	AP	AP	AP	AP	AP	AP	GP	GP	GP	GP	GP	GP	
							AP	AP	AP	AP	AP	AP	AP	AP	AP	AP	AP	AP	AP	AP	AP	AP	AP	AP	AP	AP	AP	AP	AP	GP	GP	GP	GP	GP	GP
							AP	AP	AP	AP	AP	AP	AP	AP	AP	AP	AP	AP	AP	AP	AP	AP	AP	AP	AP	AP	AP	AP	AP	GP	GP	GP	GP	GP	GP
		6P + 48S + 5P																																	



THIS DRAWING IS A CONTROLLED DOCUMENT.		DMN: R. GRZYBOWSKI 02MAY05	
DIMENSIONS: INCHES		CHK: M. PERCHERKE 02MAY05	
TOLERANCES UNLESS OTHERWISE SPECIFIED:		APVD: M. PERCHERKE	NAME: VERTICAL RECEPTACLE ASSEMBLY WITH GUIDES, MULTI-BEAM XL
0 PLC ±.01		PRODUCT SPEC: 108-1973	SIZE: A1
1 PLC ±.01		APPLICATION SPEC: 114-13038	CAGE CODE: 6450550
2 PLC ±.005		WEIGHT: -	RESTRICTED TO: -
3 PLC ±.0020		CUSTOMER DRAWING	SCALE: 4:1
ANGLES ±.2°		FINISH	SHEET 23 OF 23
			REV: U3

Компания «Океан Электроники» предлагает заключение долгосрочных отношений при поставках импортных электронных компонентов на взаимовыгодных условиях!

Наши преимущества:

- Поставка оригинальных импортных электронных компонентов напрямую с производств Америки, Европы и Азии, а так же с крупнейших складов мира;
- Широкая линейка поставок активных и пассивных импортных электронных компонентов (более 30 млн. наименований);
- Поставка сложных, дефицитных, либо снятых с производства позиций;
- Оперативные сроки поставки под заказ (от 5 рабочих дней);
- Экспресс доставка в любую точку России;
- Помощь Конструкторского Отдела и консультации квалифицированных инженеров;
- Техническая поддержка проекта, помощь в подборе аналогов, поставка прототипов;
- Поставка электронных компонентов под контролем ВП;
- Система менеджмента качества сертифицирована по Международному стандарту ISO 9001;
- При необходимости вся продукция военного и аэрокосмического назначения проходит испытания и сертификацию в лаборатории (по согласованию с заказчиком);
- Поставка специализированных компонентов военного и аэрокосмического уровня качества (Xilinx, Altera, Analog Devices, Intersil, Interpoint, Microsemi, Actel, Aeroflex, Peregrine, VPT, Syfer, Eurofarad, Texas Instruments, MS Kennedy, Miteq, Cobham, E2V, MA-COM, Hittite, Mini-Circuits, General Dynamics и др.);

Компания «Океан Электроники» является официальным дистрибьютором и эксклюзивным представителем в России одного из крупнейших производителей разъемов военного и аэрокосмического назначения «JONHON», а так же официальным дистрибьютором и эксклюзивным представителем в России производителя высокотехнологичных и надежных решений для передачи СВЧ сигналов «FORSTAR».



JONHON

«JONHON» (основан в 1970 г.)

Разъемы специального, военного и аэрокосмического назначения:

(Применяются в военной, авиационной, аэрокосмической, морской, железнодорожной, горно- и нефтедобывающей отраслях промышленности)

«FORSTAR» (основан в 1998 г.)

ВЧ соединители, коаксиальные кабели, кабельные сборки и микроволновые компоненты:

(Применяются в телекоммуникациях гражданского и специального назначения, в средствах связи, РЛС, а так же военной, авиационной и аэрокосмической отраслях промышленности).



Телефон: 8 (812) 309-75-97 (многоканальный)

Факс: 8 (812) 320-03-32

Электронная почта: ocean@oceanchips.ru

Web: <http://oceanchips.ru/>

Адрес: 198099, г. Санкт-Петербург, ул. Калинина, д. 2, корп. 4, лит. А