

- Slim profile, for DIN-rail mounting
- Alternative side-mounting for flat panels
- High power factor by active power correction
- Very high efficiency up to 95%
- Back power immunity
- 150% peak current for 4 s
- Operating temperature range: -40°C to +70°C max.
- Adjustable output voltage
- Short circuit and overload protection
- 3 year product warranty



This generation of DIN-rail power supplies combines the most efficient circuit topology with optimized cost/performance ratio for industrial environments and for electrical control cabinets. They have a very high efficiency of up to 95.0% which allows a very slim package design. The output voltage is adjustable from -2% to +17%. The case offers the potentially useful feature to fix the DIN-rail clip to the side wall for the mounting inside flat panels. Over a period of minimum 4 seconds they can operate with a boost power of 150%. The boost power facilitates the activation of stepper motors, solenoids or actuators. The units operate with a high power factor of up to 98% by active power factor correction which also keeps the input inrush current low. The TIB series are also available with other nominal power of 80, 120 or 480 Watt (+50% boost power). They come with the safety standard approvals for IEC/EN 60950-1, UL 60950-1 and UL 508.

### Models

Order Code	Output Power max.	Output Voltage nom. (adjustable)	Output Current max.	Output Current peak	Efficiency typ.
TIB 240-124	240 W	24 VDC (23.5 - 28.0 VDC)	10'000 mA	15'000 mA	95 %
TIB 240-148		48 VDC (47.0 - 56.0 VDC)	5'000 mA	7'500 mA	95 %

### Input Specifications

Input Voltage		85 - 264 VAC (Full Range)
Input Frequency		45 - 65 Hz
Power Consumption	- at no Load	2'300 mW typ.
Input Inrush Current	- at 230 VAC	30 A max.
	- at 115 VAC	15 A max.
Power Factor	- at 230 VAC	0.92 min. (Active Power Factor Correction)
	- at 115 VAC	0.98 min. (Active Power Factor Correction)

### Output Specifications

Output Voltage Adjustment		24 VDC model: 23.5 - 28.0 VDC
		48 VDC model: 47.0 - 56.0 VDC By trim potentiometer Output power must no exceed rated power!
Regulation	- Input Variation (Vmin - Vmax)	0.1% max.
	- Load Variation (10 - 90%)	0.5% max.
Output Current peak		Peak Power: 105 - 150% of Iout max. Peak Operation Time: 4 s max. (switch off) Off Time: 10 s typ. In peak power mode, the unit continuously switches off the output voltage after 4 s and restarts after approx. 10 s.
Ripple and Noise (20 MHz Bandwidth)		24 VDC model: 100 mVp-p max.
		48 VDC model: 200 mVp-p max.
Capacitive Load		Infinite
Minimum Load		not required
Temperature Coefficient		±0.02 %/K max.
Hold-up Time	- at 230 VAC	20 ms min.
	- at 115 VAC	20 ms min.
Start-up Time	- at 230 VAC	2'000 ms max.
	- at 115 VAC	2'000 ms max.
Overload Protection		CC-Mode
Output Current Limitation		155% min. of Iout max.
Short Circuit Protection		Switch off after 4 s delay, automatic restart
Overvoltage Protection		117 - 146% of Vout nom. (depending on model) 32 - 35 VDC (24 VDC model) 56 - 60 VDC (48 VDC model) (In case of an internal error a second voltage regulation loop keeps the output voltage at a save level, the power supply turns off and tries to restart after 10 s.)
Transient Response	- Peak Variation	600 mV max. (10% to 90% Load Step)
	- Response Time	2000 µs typ. (10% to 90% Load Step)

### Safety Specifications

Safety Standards	- IT / Multimedia Equipment	IEC 60950-1 EN 60950-1 UL 60950-1 CSA-C22.2, 60950-1-07
	- Industrial Control Equipment	UL 508
	- Certification Documents	<a href="http://www.tracopower.com/overview/tib240">www.tracopower.com/overview/tib240</a>
Protection Class		Class I Prepared: Connection to PE
Pollution Degree		PD 2: Office or Laboratory Environments
Over Voltage Category		OVC II

All specifications valid at nominal input voltage, full load and +25°C after warm-up time unless otherwise stated.

### EMC Specifications

<b>EMC Emissions</b>		EN 61000-6-3 (Generic Residential)
		EN 61204-3 (Low Voltage Power Supplies)
		EN 50121-3-2 (EMC for Rolling Stock)
		EN 50121-4 (Railway Application Signalling)
- Conducted Emissions		EN 55011 class B (internal filter)
		EN 55032 class B (internal filter)
- Radiated Emissions		EN 55011 class B (internal filter)
		EN 55032 class B (internal filter)
- Harmonic Current Emissions		EN 61000-3-2, class A
<b>EMC Immunity</b>		EN 50121-3-2 (EMC for Rolling Stock)
		EN 50121-4 (Railway Application Signalling)
		EN 61000-6-2 (Generic Industrial)
		EN 61204-3 (Low Voltage Power Supplies)
- Electrostatic Discharge	Air:	EN 61000-4-2, $\pm 8$ kV, perf. criteria A
	Contact:	EN 61000-4-2, $\pm 4$ kV, perf. criteria A
- RF Electromagnetic Field		EN 61000-4-3, 10 V/m, perf. criteria A
- EFT (Burst)		EN 61000-4-4, $\pm 2$ kV, perf. criteria B
- Surge	L to L:	EN 61000-4-5, $\pm 1$ kV, perf. criteria B
	L to PE:	EN 61000-4-5, $\pm 2$ kV, perf. criteria B
- Conducted RF Disturbances		EN 61000-4-6, 10 Vrms, perf. criteria A
- PF Magnetic Field		EN 61000-4-8, 30 A/m, perf. criteria A
- Voltage Dips & Interruptions	230 VAC / 50 Hz:	EN 61000-4-11
		30%, 25 periods, perf. criteria C
		60%, 10 periods, perf. criteria C
		>95%, 1 period, perf. criteria B
		>95%, 5 periods, perf. criteria C
		20%, 250 periods, perf. criteria C
	115 VAC / 60 Hz:	EN 61000-4-11
		30%, 25 periods, perf. criteria C
		60%, 10 periods, perf. criteria C
		>95%, 1 period, perf. criteria B
		>95%, 5 periods, perf. criteria C
		20%, 250 periods, perf. criteria C
- Voltage Sag Immunity		SEMI F47, criteria A

### General Specifications

Relative Humidity		95% max. (non condensing)
Temperature Ranges	- Operating Temperature	-40°C to +70°C
Power Derating	- High Temperature	2 %/K above 60°C (at standard operation)
		3 %/K above 60°C (at peak power mode)
	- Low Input Voltage	3 %/V below 90 VAC (at standard operation)
		1.5 %/V below 100 VAC (at peak power mode)
Cooling System		Natural convection (no internal fan, 20 LFM)
Altitude During Operation		2000 m max.
Switching Frequency		75 - 100 kHz (PWM)
Insulation System		Reinforced Insulation
Isolation Test Voltage	- Input to Output, 60 s	4'250 VDC
	- Input to Case or PE, 60 s	1'500 VDC
	- Output to Case or PE, 60 s	750 VDC
Creepage	- Input to Output	8 mm min.
	- Input to Case or PE	4 mm min.
	- Output to Case or PE	1.5 mm min.
Clearance	- Input to Output	8 mm min.
	- Input to Case or PE	4 mm min.
	- Output to Case or PE	1.5 mm min.

All specifications valid at nominal input voltage, full load and +25°C after warm-up time unless otherwise stated.

Leakage Current	- Earth Leakage Current - Touch Current	3500 $\mu$ A max. 310 $\mu$ A max.
Reliability	- Calculated MTBF	1'300'000 h (IEC 61709)
Environment	- Vibration  - Mechanical Shock	EN 61373 IEC 60068-2-6 3 axis, sine sweep, 10 - 55 Hz, 2 g, 11 oct/min EN 61373 IEC 60068-2-27 3 axis, 25 g half sine, 11 ms shock
Housing Material		Aluminium (Chassis) Stainless Steel (Cover)
Connection Type		Screw Terminal
Mounting	- DIN Rail	For DIN-rails as per EN 50022-35x15/7.5
Weight		643 g
Thermal Impedance		0.95 K/W
Power Back Immunity		24 VDC model: 35 V max. 48 VDC model: 60 V max.  When external voltage is supplied above set out-put voltage and below OVP threshold, the power supply will function normally without switch off or destruction, even if external voltage is applied continuously.
Power OK Signal	- Trigger Threshold  - Power OK - Power Off - Pin Specifications	Relay Output 24 VDC model: OK: 22.5 VDC, Off: 21.5 VDC 48 VDC model: OK: 45 VDC, Off: 43 VDC Relay contact closed Relay contact open 30 VDC / 1 A max.
Status Indicator		Also indicated by green LEDs: front and side
Environmental Compliance	- Reach - RoHS	<a href="http://www.tracopower.com/info/reach-declaration.pdf">www.tracopower.com/info/reach-declaration.pdf</a> <a href="http://www.tracopower.com/info/rohs-declaration.pdf">www.tracopower.com/info/rohs-declaration.pdf</a>

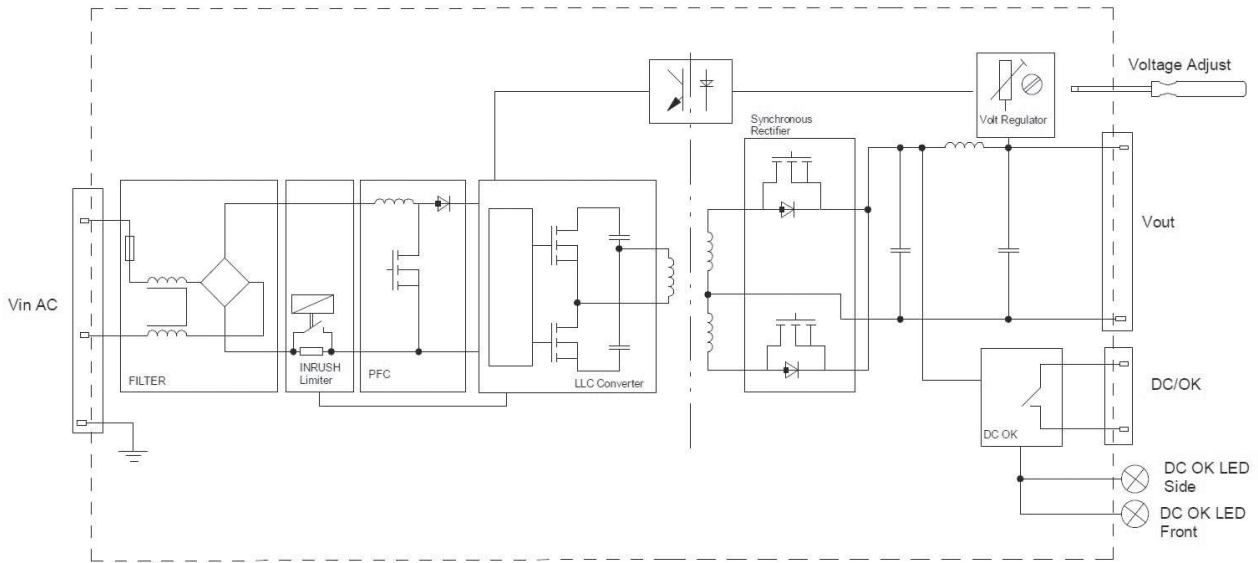
## Supporting Documents

Overview Link (for additional Documents)

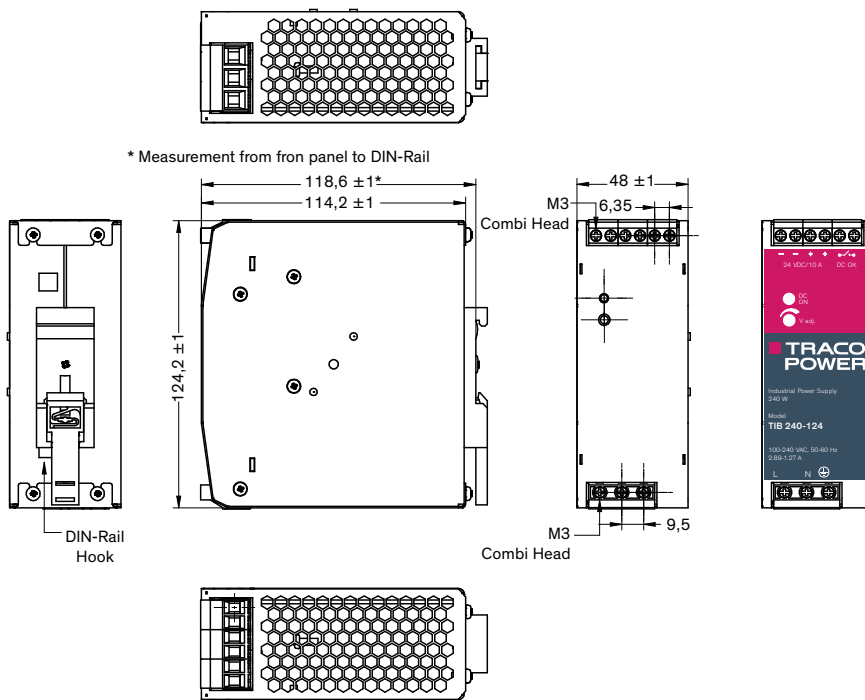
[www.tracopower.com/overview/tib240](http://www.tracopower.com/overview/tib240)

All specifications valid at nominal input voltage, full load and +25°C after warm-up time unless otherwise stated.

### Blockdiagram

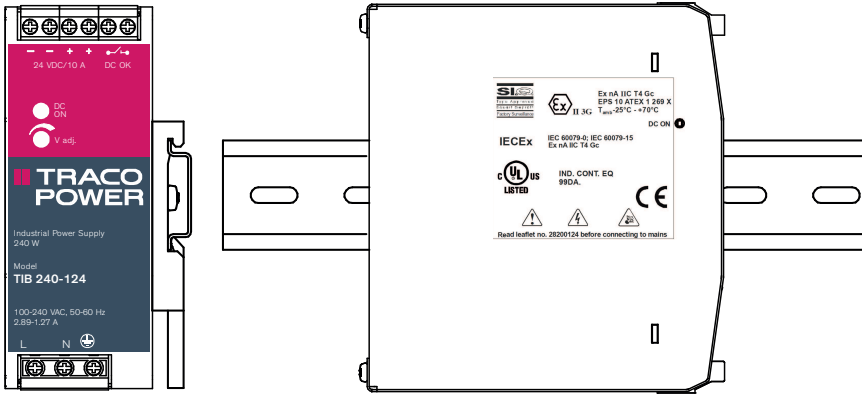


### Outline Dimensions



All specifications valid at nominal input voltage, full load and +25°C after warm-up time unless otherwise stated.

### Alternative side mounting



Компания «Океан Электроники» предлагает заключение долгосрочных отношений при поставках импортных электронных компонентов на взаимовыгодных условиях!

Наши преимущества:

- Поставка оригинальных импортных электронных компонентов напрямую с производств Америки, Европы и Азии, а так же с крупнейших складов мира;
- Широкая линейка поставок активных и пассивных импортных электронных компонентов (более 30 млн. наименований);
- Поставка сложных, дефицитных, либо снятых с производства позиций;
- Оперативные сроки поставки под заказ (от 5 рабочих дней);
- Экспресс доставка в любую точку России;
- Помощь Конструкторского Отдела и консультации квалифицированных инженеров;
- Техническая поддержка проекта, помощь в подборе аналогов, поставка прототипов;
- Поставка электронных компонентов под контролем ВП;
- Система менеджмента качества сертифицирована по Международному стандарту ISO 9001;
- При необходимости вся продукция военного и аэрокосмического назначения проходит испытания и сертификацию в лаборатории (по согласованию с заказчиком);
- Поставка специализированных компонентов военного и аэрокосмического уровня качества (Xilinx, Altera, Analog Devices, Intersil, Interpoint, Microsemi, Actel, Aeroflex, Peregrine, VPT, Syfer, Eurofarad, Texas Instruments, MS Kennedy, Miteq, Cobham, E2V, MA-COM, Hittite, Mini-Circuits, General Dynamics и др.);

Компания «Океан Электроники» является официальным дистрибьютором и эксклюзивным представителем в России одного из крупнейших производителей разъемов военного и аэрокосмического назначения «JONHON», а так же официальным дистрибьютором и эксклюзивным представителем в России производителя высокотехнологичных и надежных решений для передачи СВЧ сигналов «FORSTAR».



## JONHON

«JONHON» (основан в 1970 г.)

Разъемы специального, военного и аэрокосмического назначения:

(Применяются в военной, авиационной, аэрокосмической, морской, железнодорожной, горно- и нефтедобывающей отраслях промышленности)

«FORSTAR» (основан в 1998 г.)

ВЧ соединители, коаксиальные кабели, кабельные сборки и микроволновые компоненты:

(Применяются в телекоммуникациях гражданского и специального назначения, в средствах связи, РЛС, а так же военной, авиационной и аэрокосмической отраслях промышленности).



Телефон: 8 (812) 309-75-97 (многоканальный)

Факс: 8 (812) 320-03-32

Электронная почта: [ocean@oceanchips.ru](mailto:ocean@oceanchips.ru)

Web: <http://oceanchips.ru/>

Адрес: 198099, г. Санкт-Петербург, ул. Калинина, д. 2, корп. 4, лит. А