

# Programmable AC Power Sources 9800 Series



\* 9803 and 9805 only

The 9800 Series is both a programmable AC source and measurement tool. These fully programmable linear AC sources deliver a maximum of 1500 VA through the universal line output terminals on the front and the output connector on the rear. The output can be varied from 0 to 300 V with 0.1 V programming resolution. The output frequency can also be adjusted from 45 Hz to 500 Hz with start and stop phase angle from 0 to 360 degrees. The bright VFD display shows Vrms, Irms, Ipeak, frequency, power factor (PF), apparent power, true power, and elapsed output time.

These AC sources provide a power line disturbance (PLD) simulator, list mode, and sweep mode for simulation of common power grid faults and disturbances. A built-in dimmer function is also available for testing motors and LEDs.

List mode can be used to generate sequences of waveforms such as surges, sags, and frequency disturbances. The programmed list can be triggered from the front panel or via BNC connector on the rear.

Standard USB, RS232, LAN and GPIB\* interfaces can be used to remotely control the source via a PC. Free application software and LabVIEW driver are available to reduce programming time and increase productivity.

### Common applications

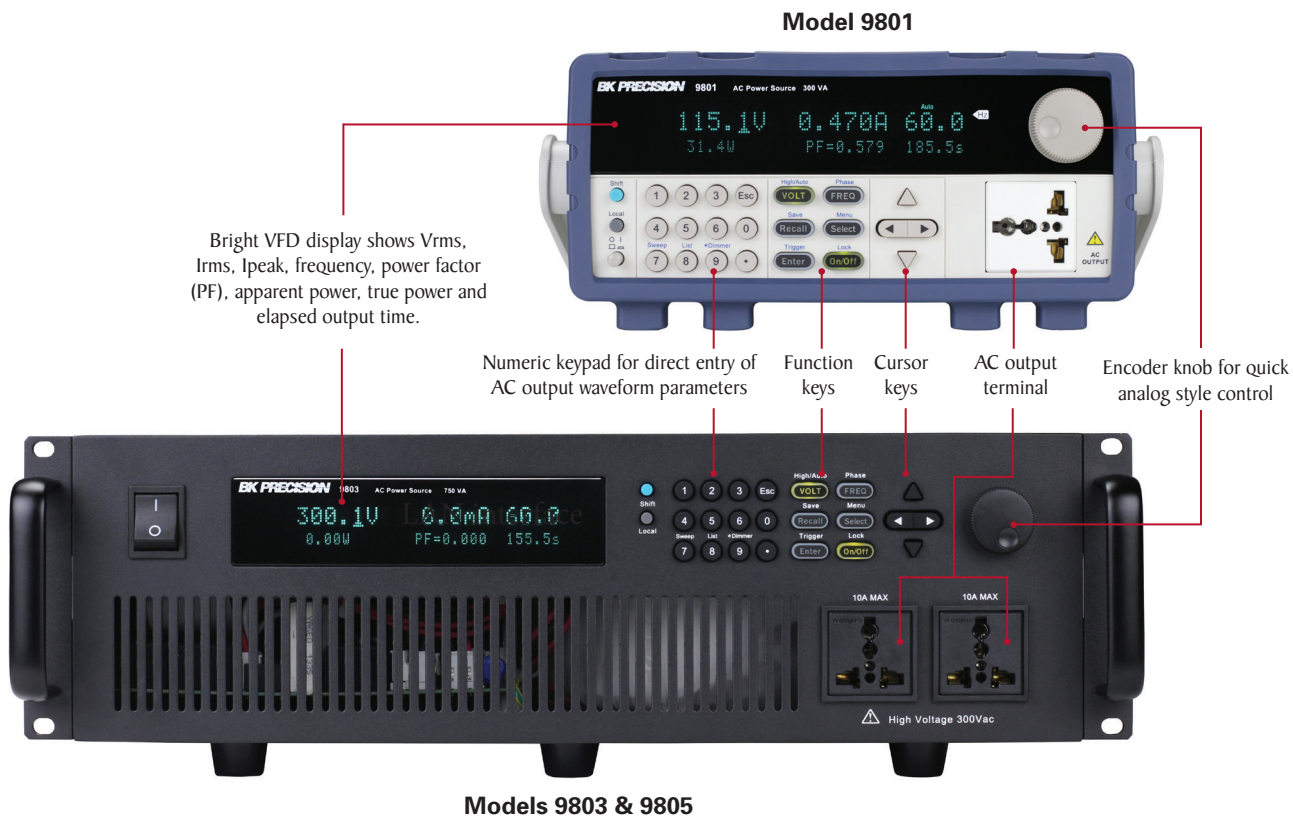
The 9800 Series AC power sources are suitable for evaluating transformers, TRIACs, SCRs and passive components as well as production, R&D, service, and pre-compliance testing.

### Features


- 0 to 300 V, low distortion AC power source with models delivering a maximum of 1500 VA, 12 Arms / 36 Apeak
- Output frequency adjustable from 45 Hz to 500 Hz
- Select 150 V / 300 V autoranging or 300 V range operation for continuous sweep from 0 to 300 V
- Displays Vrms, Irms, Ipeak, frequency, PF, apparent power, true power, and elapsed output time
- Adjustable phase angle control
- Programmable voltage and frequency limit settings
- Built-in PLD and dimmer simulation
- Voltage and frequency sweep mode
- List mode: 10 user-defined programs with up to 100 programmable steps each
- BNC I/O for external triggering, output status indication/control, and synchronization
- Save and recall up to 100 instrument settings
- Standard USB (USBTMC-compliant), RS232, LAN and GPIB\* interfaces
- OVP/OCP/OPP/OTP protection modes and key lock function
- Pre-compliance testing for voltage dips and frequency simulations according to IEC61000-4-11 / 4-14 / 4-28
- LabVIEW driver and softpanel for remote control available

Model	9801	9803	9805
Voltage (rms)	0 to 300 V		
Max. Power	300 VA	750 VA	1500 VA

## Front panel



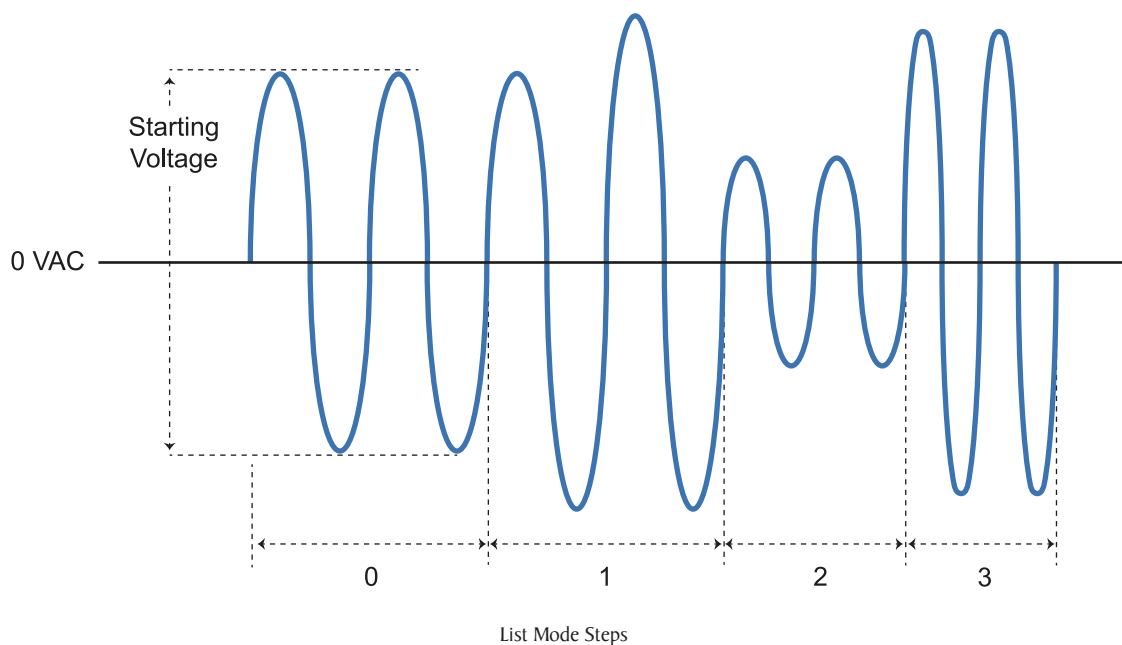
## Rear panel



## Flexible operation

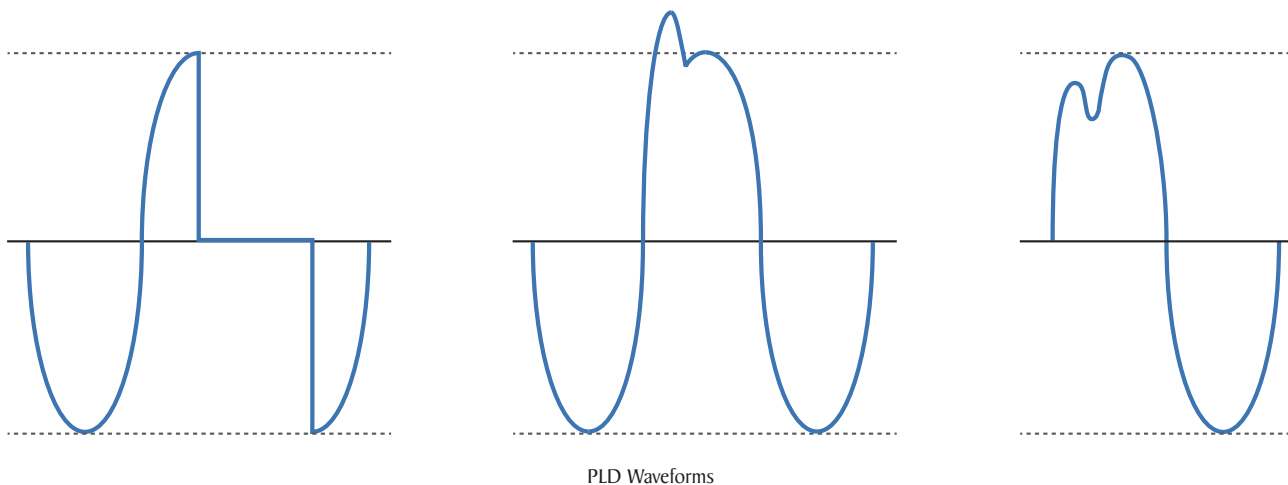
### List mode

List mode supports the generation of more complex sequences with varying times, amplitudes, and frequencies. Up to 100 steps in 10 groups can be saved and executed. This allows the user to build a wide range of waveforms in a sequence to simulate grid faults and disturbances. The programmed list can be triggered from the front panel or via BNC connector on the rear.



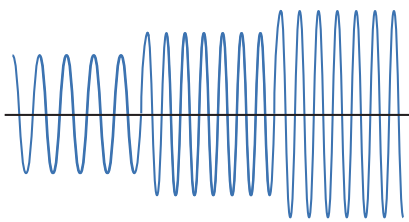
### Power line disturbance (PLD) simulator

The PLD simulator is an extended feature of list mode that provides the user with more control over the disturbance insertion into the waveform. This can be useful for evaluating a product's immunity performance. For instance, a user could produce common waveform disturbances like surge, sag, spikes, and dropouts at user-defined locations on the waveform.

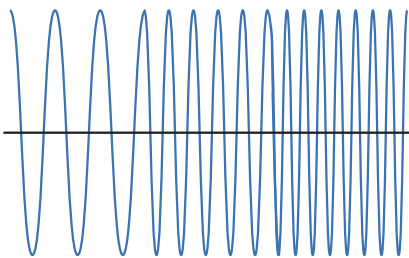


### Sweep mode

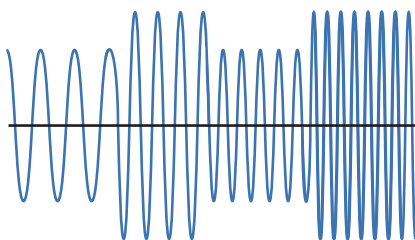
The sweep function is ideal for testing the efficiency of switching power supplies or capturing the maximum operating power requirements of the device under test. User-defined voltage and frequency sweeps can be created independently or combined. Up to 10 sweep profiles can be stored and recalled.



Voltage Sweep



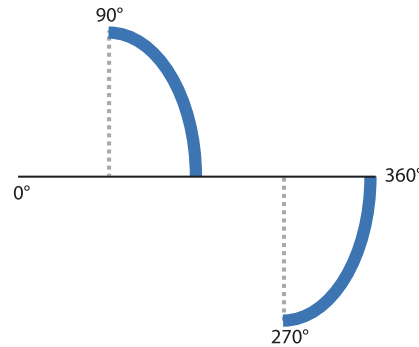
Frequency Sweep



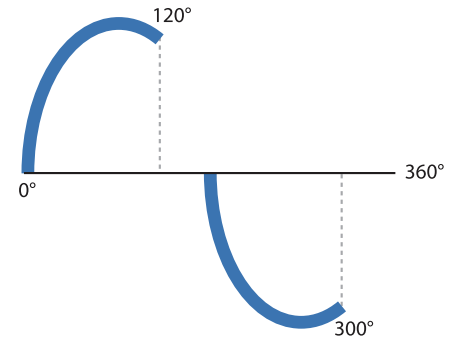
Voltage plus Frequency Sweep

### Dimmer simulation

The dimmer feature can be used for many test applications such as motor control and lighting. By controlling the phase cut-off of the AC sine wave's leading or trailing edge, the dimmer simulation varies the RMS voltage supplied to the load under test. The phase cut-off can be adjusted for leading or trailing edge dimming between 0 to 180 degrees.



Leading Edge Dimmer at 90°



Trailing Edge Dimmer at 60°

### Application software

PC software is provided for front panel emulation, generating and executing list, PLD, and sweep profiles, or logging measurement data without the need to write source code.



Supports NI Data  
Dashboard for  
LabVIEW

## Specifications

Model	9801	9803	9805	
<b>AC Input</b>				
Phase	Single			
Voltage	110 / 220 VAC ± 10%			
Frequency	47 to 63 Hz			
Max. Current	8 A max.	15 A max.	30 A max.	
Power Factor	0.5 (typical)	0.7 (typical)	0.7 (typical)	
<b>AC Output</b>				
Max. Power	300 VA	750 VA	1500 VA	
Max. Current (rms)	0 to 150 V	3.0 A	6 A	12 A
	0 to 300 V	1.5 A	3 A	6 A
Max. Current (peak)	0 to 150 V	9 A	18 A	36 A
	0 to 300 V	4.5 A	9 A	18 A
Crest Factor	3			
Phase	Single			
Total Harmonic Distortion (THD)	≤0.5% at 45 to 500 Hz (Resistive load)			
Line Regulation	0.1% max for a ±10% line change			
Load Regulation	≤0.5% FS (Resistive load)			
Response Time	<100 μs			
<b>Programming</b>				
Voltage (rms)	Range	0 to 300 V, 150 V / 300 V (Auto)		
	Resolution	0.1 V		
	Accuracy	±(0.2% + 0.6 V)		
Frequency	Range	45 to 500 Hz		
	Resolution	0.1 Hz at 45 to 99.9 Hz 1 Hz at 100 to 500 Hz		
	Accuracy	±0.1 Hz (100 Hz) ±1 Hz (100 to 500 Hz)		
Phase Angle	Range	0 to 360°		
	Resolution	0.1°		
	Accuracy	±1° (45 to 65 Hz)		

Note: All specifications apply to the unit after a temperature stabilization time of 15 minutes over an ambient temperature range of 23 °C ± 5 °C.

\* The current range switches from low to mid range or mid to high range when Ipeak > 300% of the present range.  
When Ipeak is <80 % of the high range, the current range switches from high to mid range.  
When Ipeak is <20 % of the mid range, the current range switches from mid to low range.

9803 & 9805 Standard Accessories	
	
Underminated power cord	Rackmount ears with handles

Measurements				
Voltage (rms)	Range	0 to 300 V		
	Resolution	0.1 V		
	Accuracy	±(0.2% + 0.6 V)		
Current (rms)	Range*	Low: 120.0 mA / Mid: 1.200 A / High: 3.00 A	Low: 120.0 mA / Mid: 1.200 A / High: 6.00 A	Low: 120.0 mA / Mid: 1.200 A / High: 12.00 A
	Resolution	Low: 0.1 mA / Mid: 1 mA / High: 10 mA		
	Accuracy	Low: ±(0.2% + 0.4 mA) / Mid: ±(0.2% + 4 mA) / High: ±(0.2% + 20 mA)		
Current (peak)	Range	0 to 9 A	0 to 18 A	0 to 36 A
	Resolution	0.01 A		
	Accuracy	±(1% + 120 mA)		
True Power (watts)	Resolution	Low: 0.01 W / Mid: 0.1 W / High: 1 W		
	Accuracy (47 to 65 Hz)	Low: ±(0.2% + 0.05 W) / Mid: ±(0.2% + 0.5 W) / High: ±(0.2% + 2 W)		
Frequency	Range	45 to 500 Hz		
	Resolution	±0.1 Hz (45 to 99.9 Hz), ±1 Hz (100 to 500 Hz)		
	Accuracy	±0.1 Hz		
Power Factor	Range	0.000 to 1.000		
	Resolution	0.001		
Apparent Power (VA)	Resolution	Low: 0.01 VA / Mid: 0.1 VA / High: 1 VA		
	Accuracy	Voltage (rms) x Current (rms)		
Temperature Coefficient (typical)	±0.04% per °C			
General				
Memory	10 Locations			
External BNC I/O	Trigger input, sync output, output status, output indicator / control			
Interface	LAN, USB, RS232	LAN, USB, RS232, & GPIB		
Operating Temperature	32 °F to 104 °F (0 °C to 40 °C) 20 - 80% R.H.			
Storage Temperature	-4 °F to 158 °F (-20 °C to 70 °C) ≤ 85% R.H.			
Environmental conditions	For indoor use only, max humidity 80%, no condensation			
Dimensions (W x H x D)	8.45" x 3.47" x 17.83" (214.5 x 88.2 x 453.5 mm)	17.3" x 5.2" x 21.1" (439 x 131.4 x 535.7 mm)		
Weight	20.94 lb (9.5 kg)	88.2 lb (40 kg)	115 lb (52.16 kg)	
Warranty	2 Years			
Standard Accessories	AC Power cord (9801 only), unterminated power cord with input connector (9803 & 9805 only), rackmount ears & handles (9803 & 9805 only), instruction manual, test report & certificate of calibration			
Optional Accessories	IT-EI51 rack mount kit (9801 only)			

Компания «Океан Электроники» предлагает заключение долгосрочных отношений при поставках импортных электронных компонентов на взаимовыгодных условиях!

Наши преимущества:

- Поставка оригинальных импортных электронных компонентов напрямую с производств Америки, Европы и Азии, а так же с крупнейших складов мира;
- Широкая линейка поставок активных и пассивных импортных электронных компонентов (более 30 млн. наименований);
- Поставка сложных, дефицитных, либо снятых с производства позиций;
- Оперативные сроки поставки под заказ (от 5 рабочих дней);
- Экспресс доставка в любую точку России;
- Помощь Конструкторского Отдела и консультации квалифицированных инженеров;
- Техническая поддержка проекта, помощь в подборе аналогов, поставка прототипов;
- Поставка электронных компонентов под контролем ВП;
- Система менеджмента качества сертифицирована по Международному стандарту ISO 9001;
- При необходимости вся продукция военного и аэрокосмического назначения проходит испытания и сертификацию в лаборатории (по согласованию с заказчиком);
- Поставка специализированных компонентов военного и аэрокосмического уровня качества (Xilinx, Altera, Analog Devices, Intersil, Interpoint, Microsemi, Actel, Aeroflex, Peregrine, VPT, Syfer, Eurofarad, Texas Instruments, MS Kennedy, Miteq, Cobham, E2V, MA-COM, Hittite, Mini-Circuits, General Dynamics и др.);

Компания «Океан Электроники» является официальным дистрибьютором и эксклюзивным представителем в России одного из крупнейших производителей разъемов военного и аэрокосмического назначения «JONHON», а так же официальным дистрибьютором и эксклюзивным представителем в России производителя высокотехнологичных и надежных решений для передачи СВЧ сигналов «FORSTAR».



## JONHON

«JONHON» (основан в 1970 г.)

Разъемы специального, военного и аэрокосмического назначения:

(Применяются в военной, авиационной, аэрокосмической, морской, железнодорожной, горно- и нефтедобывающей отраслях промышленности)

«FORSTAR» (основан в 1998 г.)

ВЧ соединители, коаксиальные кабели,  
кабельные сборки и микроволновые компоненты:

(Применяются в телекоммуникациях гражданского и специального назначения, в средствах связи, РЛС, а так же военной, авиационной и аэрокосмической отраслях промышленности).



Телефон: 8 (812) 309-75-97 (многоканальный)

Факс: 8 (812) 320-03-32

Электронная почта: [ocean@oceanchips.ru](mailto:ocean@oceanchips.ru)

Web: <http://oceanchips.ru/>

Адрес: 198099, г. Санкт-Петербург, ул. Калинина, д. 2, корп. 4, лит. А