

# FDU6676AS

## N-Channel PowerTrench® SyncFET™

### 30V, 90A, 5.8mΩ

#### General Description

The FDU6676AS is designed to replace a single MOSFET and Schottky diode in synchronous DC/DC power supplies. This 30V MOSFET is designed to maximize power conversion efficiency, providing a low  $R_{DS(ON)}$  and low gate charge. The FDU6676AS includes a patented combination of a MOSFET monolithically integrated with a Schottky diode using Fairchild's monolithic SyncFET technology.

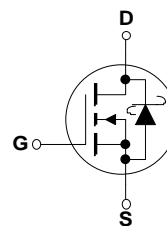
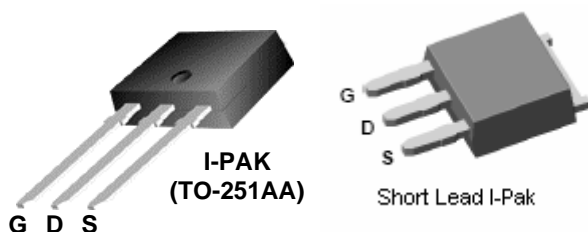
#### Features

- $R_{DS(ON)} = 5.8m\Omega$  Max,  $V_{GS} = 10V$
- $R_{DS(ON)} = 7.3m\Omega$  Max,  $V_{GS} = 4.5V$
- High performance trench technology for extremely low  $R_{DS(ON)}$
- Low Gate Charge
- High power and current handling capability
- Includes SyncFET Schottky diode



#### Applications

- DC/DC converter



#### Absolute Maximum Ratings $T_A=25^\circ C$ unless otherwise noted

Symbol	Parameter	Ratings	Units
$V_{DSS}$	Drain-Source Voltage	30	V
$V_{GSS}$	Gate-Source Voltage	$\pm 20$	V
$I_D$	Drain Current	-Continuous (Note 1a)	90
		-Pulsed	100
$P_D$	Power Dissipation for Single Operation (Note 1)	(Note 1a)	70
		(Note 1a)	3.1
		(Note 1b)	1.3
$T_J, T_{STG}$	Operating and Storage Junction Temperature Range	-55 to +150	$^\circ C$

#### Thermal Characteristics

$R_{\theta JC}$	Thermal Resistance junction to Case (Note 1)	1.8	$^\circ C/W$
$R_{\theta JA}$	Thermal Resistance junction to Ambient (Note 1a)	45	
$R_{\theta JA}$	Thermal Resistance junction to Ambient (Note 1b)	96	

#### Package Marking and Ordering Information

Device Marking	Device	Package	Reel Size	Tape width	Quantity
FDU6676AS	FDU6676AS	I-PAK (TO-251)	Tube	N/A	75
FDU6676AS	FDU6676AS_F071 (Note 4)	I-PAK (TO-251)	Tube	N/A	75

### Electrical Characteristics

$T_A = 25^\circ\text{C}$  unless otherwise noted

Symbol	Parameter	Test Conditions	Min	Typ	Max	Units
<b>Drain-Source Avalanche Ratings (Note 2)</b>						
$W_{DSS}$	Drain-Source Avalanche Energy	Single Pulse, $V_{DD} = 15\text{V}, I_D = 16\text{A}$		108	250	mJ
$I_{AR}$	Drain-Source Avalanche Current				16	A

### Off Characteristics

$BV_{DSS}$	Drain-Source Breakdown Voltage	$V_{GS} = 0\text{V}, I_D = 250\ \mu\text{A}$	30			V
$\frac{\Delta BV_{DSS}}{\Delta T_J}$	Breakdown Voltage Temperature Coefficient	$I_D = 250\ \mu\text{A}$ , Referenced to $25^\circ\text{C}$		29		$\text{mV}/^\circ\text{C}$
$I_{DSS}$	Zero Gate Voltage Drain Current	$V_{DS} = 24\text{V}, V_{GS} = 0\text{V}$			500	$\mu\text{A}$
		$V_{DS} = 24\text{V}, V_{GS} = 0\text{V}, T_J = 125^\circ\text{C}$		13		$\text{mA}$
$I_{GSS}$	Gate-Body Leakage	$V_{GS} = \pm 20\text{V}, V_{DS} = 0\text{V}$			$\pm 100$	nA

### On Characteristics (Note 2)

$V_{GS(th)}$	Gate Threshold Voltage	$V_{DS} = V_{GS}, I_D = 250\ \mu\text{A}$	1	1.5	3	V
$\frac{\Delta V_{GS(th)}}{\Delta T_J}$	Gate Threshold Voltage Temperature Coefficient	$I_D = 250\ \mu\text{A}$ , Referenced to $25^\circ\text{C}$		-4		$\text{mV}/^\circ\text{C}$
$R_{DS(on)}$	Static Drain-Source On-Resistance	$V_{GS} = 10\text{V}, I_D = 16\text{A}$		4.8	5.8	$\text{m}\Omega$
		$V_{GS} = 4.5\text{V}, I_D = 10\text{A}$		5.8	7.3	
		$V_{GS} = 10\text{V}, I_D = 16\text{A}, T_J = 125^\circ\text{C}$		7.7	9.6	
$g_{FS}$	Forward Transconductance	$V_{DS} = 10\text{V}, I_D = 16\text{A}$		67		S

### Dynamic Characteristics

$C_{iss}$	Input Capacitance	$V_{DS} = 15\text{V}, V_{GS} = 0\text{V}, f = 1.0\text{MHz}$		2470		pF
$C_{oss}$	Output Capacitance			710		pF
$C_{rss}$	Reverse Transfer Capacitance			260		pF
$R_G$	Gate Resistance	$V_{GS} = 100\text{mV}, f = 1.0\text{MHz}$		1.8		$\Omega$

### Switching Characteristics (Note 2)

$t_{d(on)}$	Turn-On Delay Time	$V_{DD} = 15\text{V}, I_D = 1\text{A}, V_{GS} = 10\text{V}, R_{GEN} = 6\ \Omega$		12	22	ns
$t_r$	Turn-On Rise Time			12	22	ns
$t_{d(off)}$	Turn-Off Delay Time			50	80	ns
$t_f$	Turn-Off Fall Time			25	40	ns
$t_{d(on)}$	Turn-On Delay Time	$V_{DD} = 15\text{V}, I_D = 1\text{A}, V_{GS} = 4.5\text{V}, R_{GEN} = 6\ \Omega$		20	32	ns
$t_r$	Turn-On Rise Time			24	38	ns
$t_{d(off)}$	Turn-Off Delay Time			34	54	ns
$t_f$	Turn-Off Fall Time			26	42	ns
$Q_g$	Total Gate Charge, $V_{GS} = 10\text{V}$	$V_{DS} = 15\text{V}, I_D = 16\text{A}$		46	64	nC
$Q_g$	Total Gate Charge, $V_{GS} = 5\text{V}$			25	35	nC
$Q_{gs}$	Gate-Source Charge			6		nC
$Q_{gd}$	Gate-Drain Charge			7		nC


## Electrical Characteristics

$T_A = 25^\circ\text{C}$  unless otherwise noted

Symbol	Parameter	Test Conditions	Min	Typ	Max	Units
<b>Drain–Source Diode Characteristics and Maximum Ratings</b>						
$I_S$	Maximum Continuous Drain–Source Diode Forward Current				2.3	A
$V_{SD}$	Drain–Source Diode Forward Voltage	$V_{GS} = 0\text{ V}, I_S = 2.3\text{ A}$ (Note 2)		0.4	1.2	V
$t_{rr}$	Diode Reverse Recovery Time	$I_F = 16\text{ A}, di_F/dt = 100\text{ A}/\mu\text{s}$		28		ns
$Q_{rr}$	Diode Reverse Recovery Charge			19		nC

**Notes:**

1.  $R_{\theta JA}$  is the sum of the junction-to-case and case-to-ambient thermal resistance where the case thermal reference is defined as the solder mounting surface of the drain pins.  $R_{\theta JC}$  is guaranteed by design while  $R_{\theta CA}$  is determined by the user's board design.



a)  $R_{\theta JA} = 45^\circ\text{C/W}$  when mounted on a  $1\text{ in}^2$  pad of 2 oz copper



b)  $R_{\theta JA} = 96^\circ\text{C/W}$  when mounted on a minimum pad.

Scale 1 : 1 on letter size paper

2. Pulse Test: Pulse Width <  $300\mu\text{s}$ , Duty Cycle < 2.0%

3. Maximum current is calculated as: 
$$\sqrt{\frac{P_D}{R_{DS(on)}}}$$

where  $P_D$  is maximum power dissipation at  $T_C = 25^\circ\text{C}$  and  $R_{DS(on)}$  is at  $T_{J(max)}$  and  $V_{GS} = 10\text{V}$ . Package current limitation is 21A

4. FDU6676AS\_F071 is a lead free product. The FDU6676AS\_F071 marking will appear on the reel label.

## Typical Characteristics

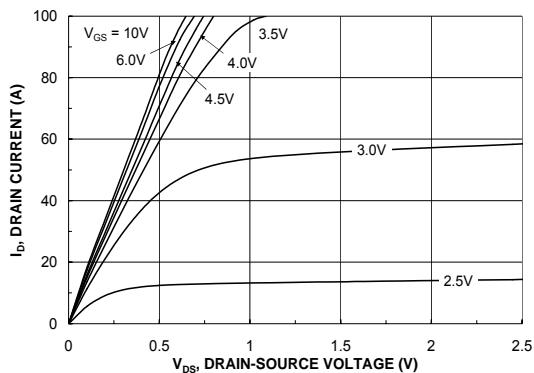


Figure 1. On-Region Characteristics

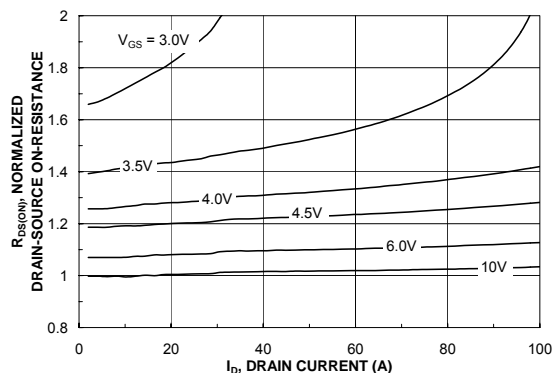


Figure 2. On-Resistance Variation with Drain Current and Gate Voltage

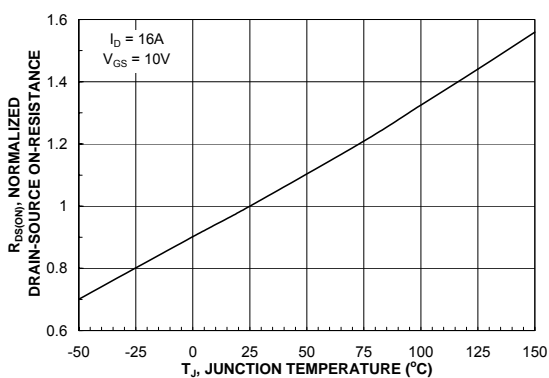


Figure 3. On-Resistance Variation with Temperature

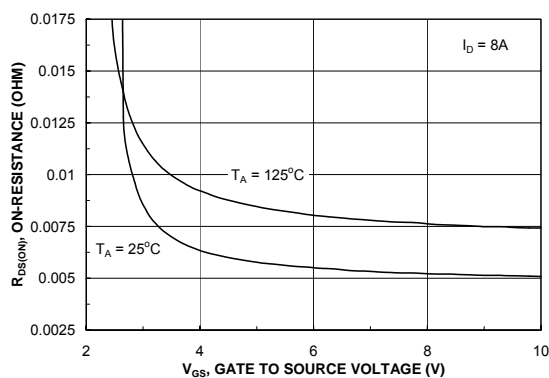


Figure 4. On-Resistance Variation with Gate-to-Source Voltage

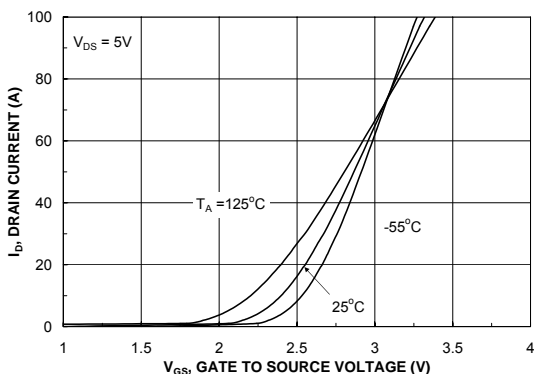


Figure 5. Transfer Characteristics

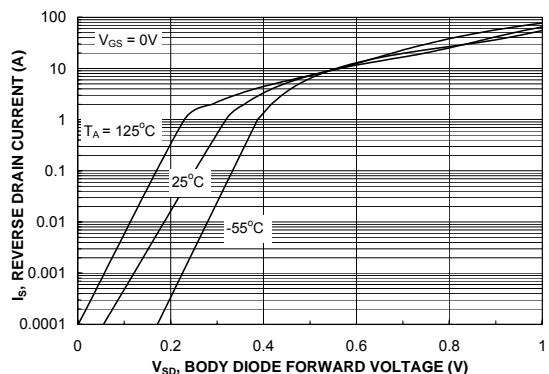
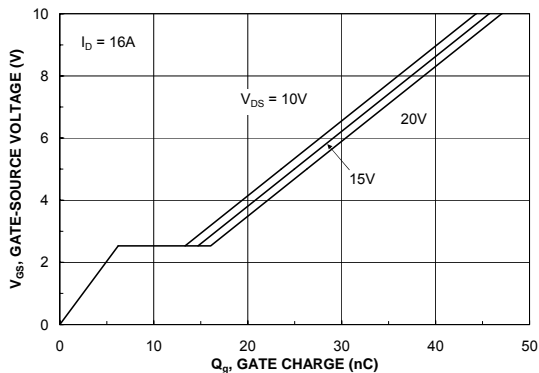
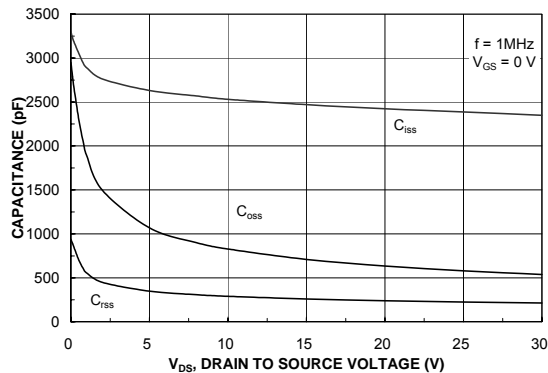


Figure 6. Body Diode Forward Voltage Variation with Source Current and Temperature

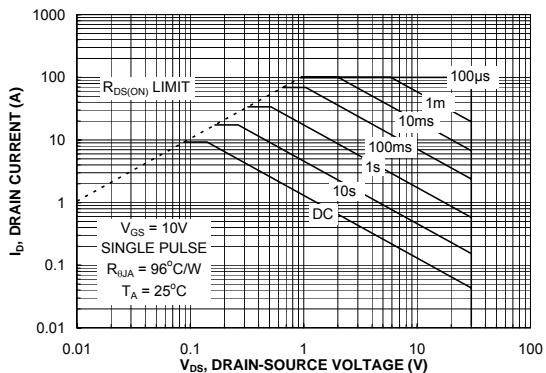
## Typical Characteristics



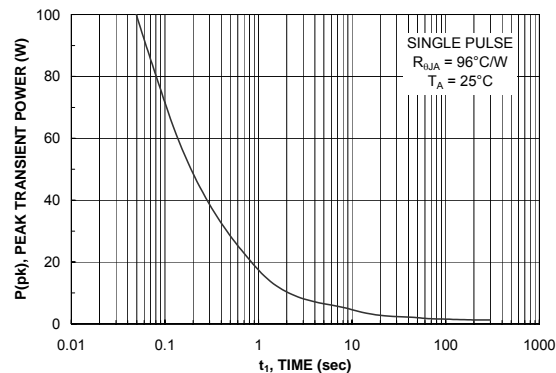
**Figure 7. Gate Charge Characteristics**



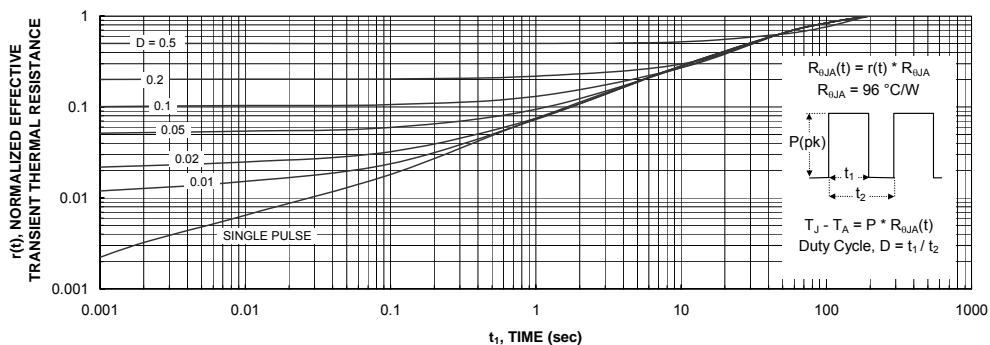
**Figure 8. Capacitance Characteristics**



**Figure 9. Maximum Safe Operating Area**



**Figure 10. Single Pulse Maximum Power Dissipation**



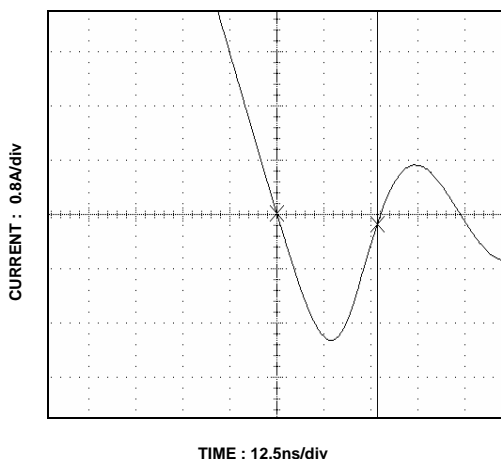
**Figure 11. Transient Thermal Response Curve**

Thermal characterization performed using the conditions described in Note 1b. Transient thermal response will change depending on the circuit board design.

## Typical Characteristics (continued)

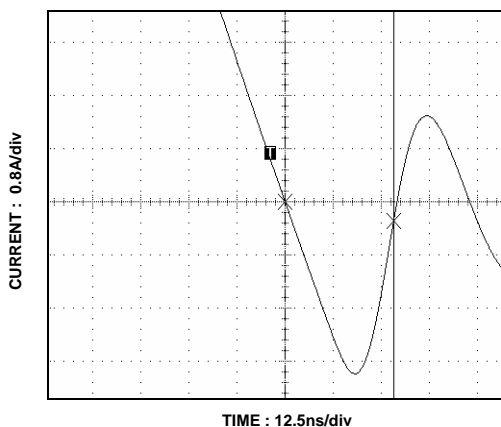
### SyncFET Schottky Body Diode Characteristics

Fairchild's SyncFET process embeds a Schottky diode in parallel with PowerTrench MOSFET. This diode exhibits similar characteristics to a discrete external Schottky diode in parallel with a MOSFET. Figure 12 shows the reverse recovery characteristic of the FDU6676AS.



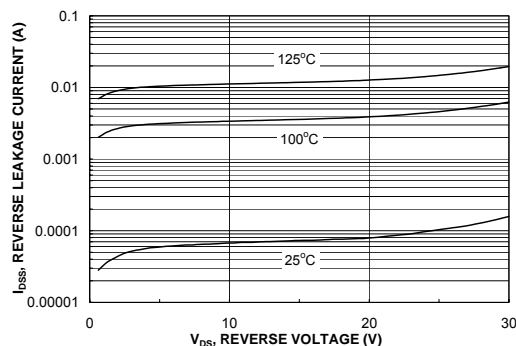
**Figure 12. FDU6676AS SyncFET Body Diode Reverse Recovery Characteristic.**

For comparison purposes, Figure 13 shows the reverse recovery characteristics of the body diode of an equivalent size MOSFET produced without SyncFET (FDU6676A).



**Figure 13. Non-SyncFET (FDU6676A) Body Diode Reverse Recovery Characteristic.**

Schottky barrier diodes exhibit significant leakage at high temperature and high reverse voltage. This will increase the power in the device.








**Figure 14. SyncFET Body Diode Reverse Leakage Versus Drain-Source Voltage and Temperature.**



**TRADEMARKS**

The following includes registered and unregistered trademarks and service marks, owned by Fairchild Semiconductor and/or its global subsidiaries, and is not intended to be an exhaustive list of all such trademarks.

- |                                                                                   |                                                                                   |                                                                                   |                                                                                     |
|-----------------------------------------------------------------------------------|-----------------------------------------------------------------------------------|-----------------------------------------------------------------------------------|-------------------------------------------------------------------------------------|
| ACE <sup>x</sup> <sup>®</sup>                                                     | FPS <sup>™</sup>                                                                  | PDP-SPM <sup>™</sup>                                                              | The Power Franchise <sup>®</sup>                                                    |
| Build it Now <sup>™</sup>                                                         | F-PFS <sup>™</sup>                                                                | Power-SPM <sup>™</sup>                                                            | <b>power</b><br>the<br>franchise                                                    |
| CorePLUS <sup>™</sup>                                                             | FRFET <sup>®</sup>                                                                | PowerTrench <sup>®</sup>                                                          | TinyBoost <sup>™</sup>                                                              |
| CorePOWER <sup>™</sup>                                                            | Global Power Resource <sup>SM</sup>                                               | Programmable Active Droop <sup>™</sup>                                            | TinyBuck <sup>™</sup>                                                               |
| CROSSVOLT <sup>™</sup>                                                            | Green FPS <sup>™</sup>                                                            | QFET <sup>®</sup>                                                                 | TinyLogic <sup>®</sup>                                                              |
| CTL <sup>™</sup>                                                                  | Green FPS <sup>™</sup> e-Series <sup>™</sup>                                      | QS <sup>™</sup>                                                                   | TINYOPTO <sup>™</sup>                                                               |
| Current Transfer Logic <sup>™</sup>                                               | GTO <sup>™</sup>                                                                  | Quiet Series <sup>™</sup>                                                         | TinyPower <sup>™</sup>                                                              |
| EcoSPARK <sup>®</sup>                                                             | IntelliMAX <sup>™</sup>                                                           | RapidConfigure <sup>™</sup>                                                       | TinyPWM <sup>™</sup>                                                                |
| EfficientMax <sup>™</sup>                                                         | ISOPLANAR <sup>™</sup>                                                            | Saving our world 1mW at a time <sup>™</sup>                                       | TinyWire <sup>™</sup>                                                               |
| EZSWITCH <sup>™</sup> *                                                           | MegaBuck <sup>™</sup>                                                             | SmartMax <sup>™</sup>                                                             | μSerDes <sup>™</sup>                                                                |
|  | MICROCOUPLER <sup>™</sup>                                                         | SMART START <sup>™</sup>                                                          |  |
|  | MicroFET <sup>™</sup>                                                             | SPM <sup>®</sup>                                                                  | UHC <sup>®</sup>                                                                    |
| Fairchild <sup>®</sup>                                                            | MicroPak <sup>™</sup>                                                             | STEALTH <sup>™</sup>                                                              | Ultra FRFET <sup>™</sup>                                                            |
| Fairchild Semiconductor <sup>®</sup>                                              | MillerDrive <sup>™</sup>                                                          | SuperFET <sup>™</sup>                                                             | UniFET <sup>™</sup>                                                                 |
| FACT Quiet Series <sup>™</sup>                                                    | MotionMax <sup>™</sup>                                                            | SuperSOT <sup>™</sup> -3                                                          | VCX <sup>™</sup>                                                                    |
| FACT <sup>®</sup>                                                                 | Motion-SPM <sup>™</sup>                                                           | SuperSOT <sup>™</sup> -6                                                          | VisualMax <sup>™</sup>                                                              |
| FAST <sup>®</sup>                                                                 | OPTOLOGIC <sup>®</sup>                                                            | SuperSOT <sup>™</sup> -8                                                          |                                                                                     |
| FastvCore <sup>™</sup>                                                            | OPTOPLANAR <sup>®</sup>                                                           | SuperMOS <sup>™</sup>                                                             |                                                                                     |
| FlashWriter <sup>®</sup> *                                                        |  |  |                                                                                     |

\* EZSWITCH<sup>™</sup> and FlashWriter<sup>®</sup> are trademarks of System General Corporation, used under license by Fairchild Semiconductor.

**DISCLAIMER**

FAIRCHILD SEMICONDUCTOR RESERVES THE RIGHT TO MAKE CHANGES WITHOUT FURTHER NOTICE TO ANY PRODUCTS HEREIN TO IMPROVE RELIABILITY, FUNCTION, OR DESIGN. FAIRCHILD DOES NOT ASSUME ANY LIABILITY ARISING OUT OF THE APPLICATION OR USE OF ANY PRODUCT OR CIRCUIT DESCRIBED HEREIN; NEITHER DOES IT CONVEY ANY LICENSE UNDER ITS PATENT RIGHTS, NOR THE RIGHTS OF OTHERS. THESE SPECIFICATIONS DO NOT EXPAND THE TERMS OF FAIRCHILD'S WORLDWIDE TERMS AND CONDITIONS, SPECIFICALLY THE WARRANTY THEREIN, WHICH COVERS THESE PRODUCTS.

**LIFE SUPPORT POLICY**

FAIRCHILD'S PRODUCTS ARE NOT AUTHORIZED FOR USE AS CRITICAL COMPONENTS IN LIFE SUPPORT DEVICES OR SYSTEMS WITHOUT THE EXPRESS WRITTEN APPROVAL OF FAIRCHILD SEMICONDUCTOR CORPORATION.

As used herein:

- Life support devices or systems are devices or systems which, (a) are intended for surgical implant into the body or (b) support or sustain life, and (c) whose failure to perform when properly used in accordance with instructions for use provided in the labeling, can be reasonably expected to result in a significant injury of the user.
- A critical component in any component of a life support, device, or system whose failure to perform can be reasonably expected to cause the failure of the life support device or system, or to affect its safety or effectiveness.

**PRODUCT STATUS DEFINITIONS**

**Definition of Terms**

Datasheet Identification	Product Status	Definition
Advance Information	Formative or In Design	This datasheet contains the design specifications for product development. Specifications may change in any manner without notice.
Preliminary	First Production	This datasheet contains preliminary data; supplementary data will be published at a later date. Fairchild Semiconductor reserves the right to make changes at any time without notice to improve design.
No Identification Needed	Full Production	This datasheet contains final specifications. Fairchild Semiconductor reserves the right to make changes at any time without notice to improve the design.
Obsolete	Not In Production	This datasheet contains specifications on a product that is discontinued by Fairchild Semiconductor. The datasheet is for reference information only.

Rev. I34

Компания «Океан Электроники» предлагает заключение долгосрочных отношений при поставках импортных электронных компонентов на взаимовыгодных условиях!

Наши преимущества:

- Поставка оригинальных импортных электронных компонентов напрямую с производств Америки, Европы и Азии, а так же с крупнейших складов мира;
- Широкая линейка поставок активных и пассивных импортных электронных компонентов (более 30 млн. наименований);
- Поставка сложных, дефицитных, либо снятых с производства позиций;
- Оперативные сроки поставки под заказ (от 5 рабочих дней);
- Экспресс доставка в любую точку России;
- Помощь Конструкторского Отдела и консультации квалифицированных инженеров;
- Техническая поддержка проекта, помощь в подборе аналогов, поставка прототипов;
- Поставка электронных компонентов под контролем ВП;
- Система менеджмента качества сертифицирована по Международному стандарту ISO 9001;
- При необходимости вся продукция военного и аэрокосмического назначения проходит испытания и сертификацию в лаборатории (по согласованию с заказчиком);
- Поставка специализированных компонентов военного и аэрокосмического уровня качества (Xilinx, Altera, Analog Devices, Intersil, Interpoint, Microsemi, Actel, Aeroflex, Peregrine, VPT, Syfer, Eurofarad, Texas Instruments, MS Kennedy, Miteq, Cobham, E2V, MA-COM, Hittite, Mini-Circuits, General Dynamics и др.);

Компания «Океан Электроники» является официальным дистрибьютором и эксклюзивным представителем в России одного из крупнейших производителей разъемов военного и аэрокосмического назначения «JONHON», а так же официальным дистрибьютором и эксклюзивным представителем в России производителя высокотехнологичных и надежных решений для передачи СВЧ сигналов «FORSTAR».



## JONHON

«JONHON» (основан в 1970 г.)

Разъемы специального, военного и аэрокосмического назначения:

(Применяются в военной, авиационной, аэрокосмической, морской, железнодорожной, горно- и нефтедобывающей отраслях промышленности)

«FORSTAR» (основан в 1998 г.)

ВЧ соединители, коаксиальные кабели, кабельные сборки и микроволновые компоненты:

(Применяются в телекоммуникациях гражданского и специального назначения, в средствах связи, РЛС, а так же военной, авиационной и аэрокосмической отраслях промышленности).



Телефон: 8 (812) 309-75-97 (многоканальный)

Факс: 8 (812) 320-03-32

Электронная почта: [ocean@oceanchips.ru](mailto:ocean@oceanchips.ru)

Web: <http://oceanchips.ru/>

Адрес: 198099, г. Санкт-Петербург, ул. Калинина, д. 2, корп. 4, лит. А