

SMBJ5.0 THRU SMBJ440CA

Features

- For surface mount applications in order to optimize board space
- Lead Free Finish/Rohs Compliant (Note1) ("P" Suffix designates Compliant. See ordering information)
- Fast response time: typical less than 1.0ps from 0 volts to V_{BR} minimum
- Low inductance
- UL Recognized File # E331408
- Halogen free available upon request by adding suffix "-HF"

Mechanical Data

- Epoxy meets UL 94 V-0 flammability rating
- Moisture Sensitivity Level 1
- Terminals: solderable per MIL-STD-750, Method 2026
- Polarity: Color band denotes positive end (cathode) except Bidirectional
- Maximum soldering temperature: 260°C for 10 seconds

Maximum Ratings @ 25°C Unless Otherwise Specified

| | | | |
|--|--------------------------|------------------|-------------|
| Peak Pulse Current on 10/1000us waveform | I_{PP} | See Table 1 | Note: 2 |
| Peak Pulse Power Dissipation | P_{PP} | 600W | Note: 2, 3 |
| Peak Forward Surge Current | I_{FSM} | 100A | Note: 3 4,5 |
| Operation And Storage Temperature Range | T_J, T_{STG} | -55°C to +175°C | |
| Thermal Resistance | R_{thJC} R_{thJL} | 25°C/W 20°C/W | |

NOTES:

1. High Temperature Solder Exemptions Applied, see EU Directive Annex 7.
2. Non-repetitive current pulse, per Fig.3 and derated above $T_A=25^\circ C$ per Fig.2.
3. Mounted on 5.0mm² copper pads to each terminal.
4. 8.3ms, single half sine wave duty cycle=4 pulses per. Minute maximum.
5. Peak pulse current waveform is 10/1000us, with maximum duty Cycle of 0.01%.
6. Unidirectional and bidirectional available, for bidirectional devices add 'C' suffix to the pn#, i.e.SMBJ5.0CA
7. For bi-directional type having V_{rwm} of 10 Volts and less, the IR limit is double.

Transient Voltage Suppressor 5.0 to 440 Volts 600 Watt

DO-214AA (SMB) (LEAD FRAME)

| DIM | INCHES | | MM | | NOTE |
|-----|--------|------|-------|-------|------|
| | MIN | MAX | MIN | MAX | |
| A | .083 | .096 | 2.13 | 2.44 | |
| B | .075 | .083 | 1.91 | 2.11 | |
| C | .002 | .008 | 0.051 | 0.203 | |
| D | .006 | .012 | 0.152 | 0.305 | |
| E | .030 | .050 | 0.76 | 1.27 | |
| F | .200 | .220 | 5.08 | 5.59 | |
| G | .160 | .185 | 4.06 | 4.70 | |
| H | .130 | .155 | 3.30 | 3.94 | |

SUGGESTED SOLDER PAD LAYOUT

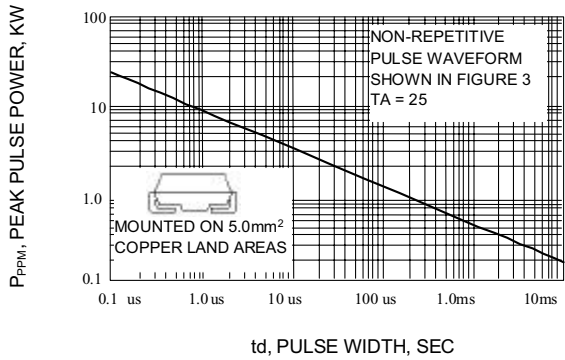


Fig. 1-PEAK PULSE POWER RATING CURVE

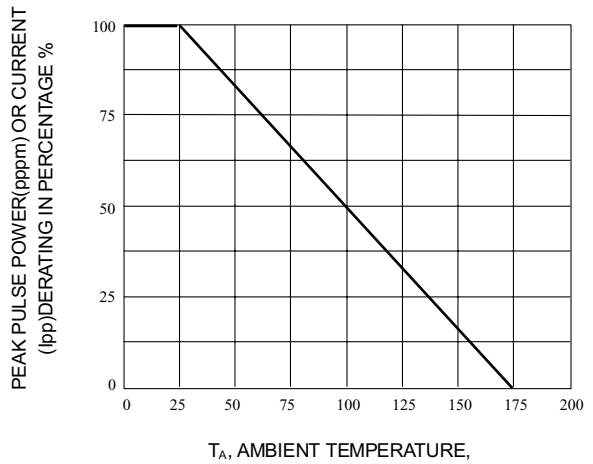


Fig. 2-PULSE DERATING CURVE

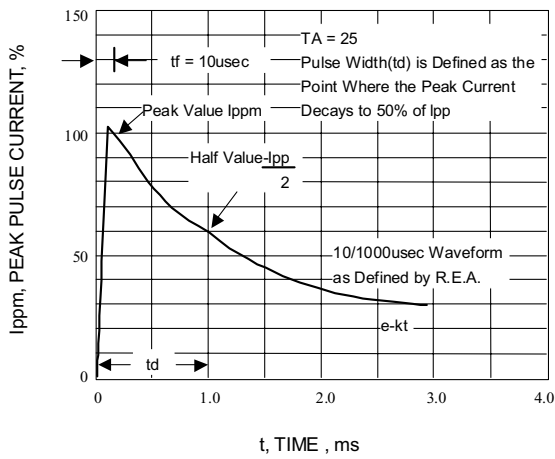


Fig. 3-PULSE WAVEFORM

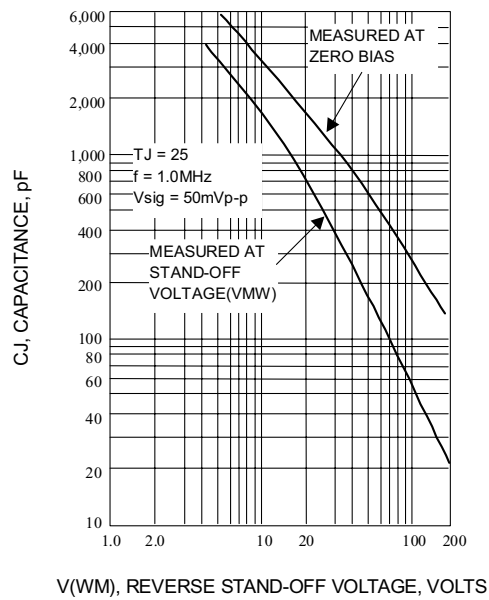


Fig. 4-TYPICAL JUNCTION CAPACITANCE

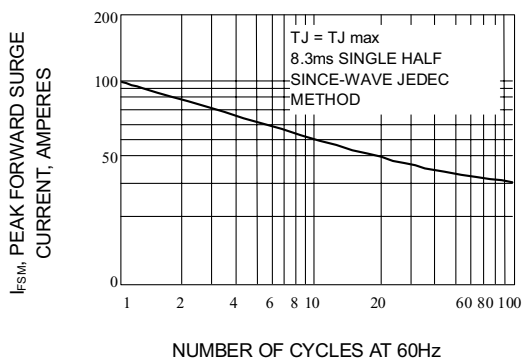


Fig. 5-MAXIMUM NON-REPETITIVE PEAK FORWARD SURGE CURRENT

SMBJ5.0(A) thru SMBJ440(A)

Electrical Characteristics @ 25°C Unless Otherwise Specified

| MCC PART NUMBER | REVERSE STAND-OFF VOLTAGE | BREAKDOWN VOLTAGE | | | MAXIMUM CLAMPING VOLTAGE@ I_{PP} | PEAK PULSE CURRENT I_{PP} | MAXIMUM REVERSE LEAKAGE @ V_{WM} | MARKING CODE |
|-----------------|---------------------------|--------------------|------|------------|------------------------------------|-----------------------------|------------------------------------|--------------|
| | V_{WM} | $V_{(BR)}$ @ I_T | | I_T (mA) | | | | |
| | VOLTS | MIN | MAX | | | | | |
| SMBJ5.0 | 5.0 | 6.40 | 7.30 | 10 | 9.6 | 62.5 | 800 | KD |
| SMBJ5.0A | 5.0 | 6.40 | 7.00 | 10 | 9.2 | 65.2 | 800 | KE |
| SMBJ6.0 | 6.0 | 6.67 | 8.15 | 10 | 11.4 | 52.6 | 800 | KF |
| SMBJ6.0A | 6.0 | 6.67 | 7.37 | 10 | 10.3 | 58.3 | 800 | KG |
| SMBJ6.5 | 6.5 | 7.22 | 8.82 | 10 | 12.3 | 48.7 | 500 | KH |
| SMBJ6.5A | 6.5 | 7.22 | 7.98 | 10 | 11.2 | 53.6 | 500 | KK |
| SMBJ7.0 | 7.0 | 7.78 | 9.51 | 10 | 13.3 | 45.1 | 200 | KL |
| SMBJ7.0A | 7.0 | 7.78 | 8.60 | 10 | 12.0 | 50.0 | 200 | KM |
| SMBJ7.5 | 7.5 | 8.33 | 10.2 | 1 | 14.3 | 42.0 | 100 | KN |
| SMBJ7.5A | 7.5 | 8.33 | 9.21 | 1 | 12.9 | 46.5 | 100 | KP |
| SMBJ8.0 | 8.0 | 8.89 | 10.9 | 1 | 15.0 | 40.0 | 50 | KQ |
| SMBJ8.0A | 8.0 | 8.89 | 9.83 | 1 | 13.6 | 44.1 | 50 | KR |
| SMBJ8.5 | 8.5 | 9.44 | 11.5 | 1 | 15.9 | 37.7 | 10 | KS |
| SMBJ8.5A | 8.5 | 9.44 | 10.4 | 1 | 14.4 | 41.7 | 10 | KT |
| SMBJ9.0 | 9.0 | 10.0 | 12.2 | 1 | 16.9 | 35.5 | 5 | KU |
| SMBJ9.0A | 9.0 | 10.0 | 11.1 | 1 | 15.4 | 39.0 | 5 | KV |
| SMBJ10 | 10 | 11.1 | 13.6 | 1 | 18.8 | 31.9 | 5 | KW |
| SMBJ10A | 10 | 11.1 | 12.3 | 1 | 17.0 | 35.3 | 5 | KX |
| SMBJ11 | 11 | 12.2 | 14.9 | 1 | 20.1 | 29.9 | 5 | KY |
| SMBJ11A | 11 | 12.2 | 13.5 | 1 | 18.2 | 33.0 | 5 | KZ |
| SMBJ12 | 12 | 13.3 | 16.3 | 1 | 22.0 | 27.3 | 5 | LD |
| SMBJ12A | 12 | 13.3 | 14.7 | 1 | 19.9 | 30.2 | 5 | LE |
| SMBJ13 | 13 | 14.4 | 17.6 | 1 | 23.8 | 25.2 | 5 | LF |
| SMBJ13A | 13 | 14.4 | 15.9 | 1 | 21.5 | 27.9 | 5 | LG |
| SMBJ14 | 14 | 15.6 | 19.1 | 1 | 25.8 | 23.3 | 5 | LH |
| SMBJ14A | 14 | 15.6 | 17.2 | 1 | 23.2 | 25.8 | 5 | LK |
| SMBJ15 | 15 | 16.7 | 20.4 | 1 | 26.9 | 22.3 | 5 | LL |
| SMBJ15A | 15 | 16.7 | 18.5 | 1 | 24.4 | 24.0 | 5 | LM |
| SMBJ16 | 16 | 17.8 | 21.8 | 1 | 28.8 | 20.8 | 5 | LN |
| SMBJ16A | 16 | 17.8 | 19.7 | 1 | 26.0 | 23.1 | 5 | LP |
| SMBJ17 | 17 | 18.9 | 23.1 | 1 | 30.5 | 19.7 | 5 | LQ |
| SMBJ17A | 17 | 18.9 | 20.9 | 1 | 27.6 | 21.7 | 5 | LR |
| SMBJ18 | 18 | 20.0 | 24.4 | 1 | 32.2 | 18.6 | 5 | LS |
| SMBJ18A | 18 | 20.0 | 22.1 | 1 | 29.2 | 20.5 | 5 | LT |
| SMBJ20 | 20 | 22.2 | 27.1 | 1 | 35.8 | 16.7 | 5 | LU |
| SMBJ20A | 20 | 22.2 | 24.5 | 1 | 32.4 | 18.5 | 5 | LV |
| SMBJ22 | 22 | 24.4 | 29.8 | 1 | 39.4 | 15.2 | 5 | LW |
| SMBJ22A | 22 | 24.4 | 26.9 | 1 | 35.5 | 16.9 | 5 | LX |
| SMBJ24 | 24 | 26.7 | 32.6 | 1 | 43.0 | 14.0 | 5 | LY |
| SMBJ24A | 24 | 26.7 | 29.5 | 1 | 38.9 | 15.4 | 5 | LZ |
| SMBJ26 | 26 | 28.9 | 35.3 | 1 | 46.6 | 12.4 | 5 | MD |
| SMBJ26A | 26 | 28.9 | 31.9 | 1 | 42.1 | 14.2 | 5 | ME |

SMBJ5.0(A) thru SMBJ440(A)

Electrical Characteristics @ 25°C Unless Otherwise Specified

| MCC PART NUMBER | REVERSE STAND-OFF VOLTAGE | BREAKDOWN VOLTAGE | | | MAXIMUM CLAMPING VOLTAGE@ I_{PP} | PEAK PULSE CURRENT I_{PP} | MAXIMUM REVERSE LEAKAGE @ V_{WM} | MARKING CODE |
|-----------------|---------------------------|--------------------|------|------------|------------------------------------|-----------------------------|------------------------------------|--------------|
| | V_{WM} | $V_{(BR)}$ @ I_T | | I_T (mA) | | | | |
| | VOLTS | MIN | MAX | | | | | |
| SMBJ28 | 28 | 31.1 | 38.0 | 1 | 50.0 | 12.0 | 5 | MF |
| SMBJ28A | 28 | 31.1 | 34.4 | 1 | 45.4 | 13.2 | 5 | MG |
| SMBJ30 | 30 | 33.3 | 40.7 | 1 | 53.5 | 11.2 | 5 | MH |
| SMBJ30A | 30 | 33.3 | 36.8 | 1 | 48.4 | 12.4 | 5 | MK |
| SMBJ33 | 33 | 36.7 | 44.9 | 1 | 59.0 | 10.2 | 5 | ML |
| SMBJ33A | 33 | 36.7 | 40.6 | 1 | 53.3 | 11.3 | 5 | MM |
| SMBJ36 | 36 | 40.0 | 48.9 | 1 | 64.3 | 9.3 | 5 | MN |
| SMBJ36A | 36 | 40.0 | 44.2 | 1 | 58.1 | 10.3 | 5 | MP |
| SMBJ40 | 40 | 44.4 | 54.3 | 1 | 71.4 | 8.4 | 5 | MQ |
| SMBJ40A | 40 | 44.4 | 49.1 | 1 | 64.5 | 9.3 | 5 | MR |
| SMBJ43 | 43 | 47.8 | 58.4 | 1 | 76.7 | 7.8 | 5 | MS |
| SMBJ43A | 43 | 47.8 | 52.8 | 1 | 69.4 | 8.6 | 5 | MT |
| SMBJ45 | 45 | 50.0 | 61.1 | 1 | 80.3 | 7.5 | 5 | MU |
| SMBJ45A | 45 | 50.0 | 55.3 | 1 | 72.7 | 8.3 | 5 | MV |
| SMBJ48 | 48 | 53.3 | 65.1 | 1 | 85.5 | 7.0 | 5 | MW |
| SMBJ48A | 48 | 53.3 | 58.9 | 1 | 77.4 | 7.7 | 5 | MX |
| SMBJ51 | 51 | 56.7 | 69.3 | 1 | 91.1 | 6.6 | 5 | MY |
| SMBJ51A | 51 | 56.7 | 62.7 | 1 | 82.4 | 7.3 | 5 | MZ |
| SMBJ54 | 54 | 60.0 | 73.3 | 1 | 96.3 | 6.2 | 5 | ND |
| SMBJ54A | 54 | 60.0 | 66.3 | 1 | 87.1 | 6.9 | 5 | NE |
| SMBJ58 | 58 | 64.4 | 78.7 | 1 | 103 | 5.8 | 5 | NF |
| SMBJ58A | 58 | 64.4 | 71.2 | 1 | 93.6 | 6.4 | 5 | NG |
| SMBJ60 | 60 | 66.7 | 81.5 | 1 | 107 | 5.6 | 5 | NH |
| SMBJ60A | 60 | 66.7 | 73.7 | 1 | 96.8 | 6.2 | 5 | NK |
| SMBJ64 | 64 | 71.1 | 86.9 | 1 | 114 | 5.3 | 5 | NL |
| SMBJ64A | 64 | 71.1 | 78.6 | 1 | 103 | 5.8 | 5 | NM |
| SMBJ70 | 70 | 77.8 | 95.1 | 1 | 125 | 4.8 | 5 | NN |
| SMBJ70A | 70 | 77.8 | 86.0 | 1 | 113 | 5.3 | 5 | NP |
| SMBJ75 | 75 | 83.3 | 102 | 1 | 134 | 4.5 | 5 | NQ |
| SMBJ75A | 75 | 83.3 | 92.1 | 1 | 121 | 4.9 | 5 | NR |
| SMBJ78 | 78 | 86.7 | 106 | 1 | 139 | 4.3 | 5 | NS |
| SMBJ78A | 78 | 86.7 | 95.8 | 1 | 126 | 4.7 | 5 | NT |
| SMBJ85 | 85 | 94.4 | 115 | 1 | 151 | 3.9 | 5 | NU |
| SMBJ85A | 85 | 94.4 | 104 | 1 | 137 | 4.4 | 5 | NV |
| SMBJ90 | 90 | 100 | 122 | 1 | 160 | 3.8 | 5 | NW |
| SMBJ90A | 90 | 100 | 111 | 1 | 146 | 4.1 | 5 | NX |
| SMBJ100 | 100 | 111 | 136 | 1 | 179 | 3.4 | 5 | NY |
| SMBJ100A | 100 | 111 | 123 | 1 | 162 | 3.7 | 5 | NZ |
| SMBJ110 | 110 | 122 | 149 | 1 | 196 | 3.0 | 5 | PD |
| SMBJ110A | 110 | 122 | 135 | 1 | 177 | 3.4 | 5 | PE |
| SMBJ120 | 120 | 133 | 163 | 1 | 214 | 2.8 | 5 | PF |
| SMBJ120A | 120 | 133 | 147 | 1 | 193 | 3.1 | 5 | PG |

SMBJ5.0(A) THRU SMBJ440(A)

ELECTRICAL CHARACTERISTICS @25°C

| MCC PART NUMBER | REVERSE STAND-OFF VOLTAGE V_{WM} | BREAKDOWN VOLTAGE $V_{(BR)}$ @ I_T (VOLTS) | | | MAXIMUM CLAMPING VOLTAGE @ I_{PP} | PEAK PULSE CURRENT I_{PP} | MAXIMUM REVERSE LEAKAGE @ V_{WM} I_D | MARKING CODE |
|--------------------|---|--|-----|------------|--|-----------------------------------|--|-----------------|
| | (VOLTS) | MIN | MAX | I_T (mA) | (VOLTS) | (AMPS) | (μ A) | |
| SMBJ130 | 130 | 144 | 176 | 1 | 231 | 2.6 | 5 | PH |
| SMBJ130A | 130 | 144 | 159 | 1 | 209 | 2.9 | 5 | PK |
| SMBJ150 | 150 | 167 | 204 | 1 | 268 | 2.2 | 5 | PL |
| SMBJ150A | 150 | 167 | 185 | 1 | 243 | 2.5 | 5 | PM |
| SMBJ160 | 160 | 178 | 218 | 1 | 287 | 2.1 | 5 | PN |
| SMBJ160A | 160 | 178 | 197 | 1 | 259 | 2.3 | 5 | PP |
| SMBJ170 | 170 | 189 | 231 | 1 | 304 | 2.0 | 5 | PQ |
| SMBJ170A | 170 | 189 | 209 | 1 | 275 | 2.2 | 5 | PR |
| SMBJ180A | 180 | 201 | 222 | 1 | 292 | 2.1 | 5 | PT |
| SMBJ200A | 200 | 224 | 247 | 1 | 324 | 1.9 | 5 | PV |
| SMBJ220A | 220 | 246 | 272 | 1 | 356 | 1.7 | 5 | PX |
| SMBJ250A | 250 | 279 | 309 | 1 | 405 | 1.5 | 5 | PZ |
| SMBJ300A | 300 | 335 | 371 | 1 | 486 | 1.3 | 5 | QE |
| SMBJ350A | 350 | 391 | 432 | 1 | 567 | 1.1 | 5 | QG |
| SMBJ400A | 400 | 447 | 494 | 1 | 648 | 0.9 | 5 | QK |
| SMBJ440A | 440 | 492 | 543 | 1 | 713 | 0.9 | 5 | QM |

SMBJ5.0C(A) thru SMBJ440C(A)

Electrical Characteristics @ 25°C Unless Otherwise Specified

| MCC PART NUMBER | REVERSE STAND-OFF VOLTAGE | BREAKDOWN VOLTAGE | | | MAXIMUM CLAMPING VOLTAGE@I _{PP} | PEAK PULSE CURRENT I _{PP} | MAXIMUM REVERSE LEAKAGE @V _{WM} I _b | MARKING CODE |
|-----------------|---------------------------|---|------|---------------------|--|------------------------------------|--|--------------|
| | V _{WM} | V _(BR) @I _T (VOLTS) | | I _T (mA) | | | | |
| | VOLTS | MIN | MAX | | VOLTS | (AMPS) | | |
| SMBJ5.0C | 5.0 | 6.40 | 7.30 | 10 | 9.6 | 62.5 | 1600 | AD |
| SMBJ5.0CA | 5.0 | 6.40 | 7.00 | 10 | 9.2 | 65.2 | 1600 | AE |
| SMBJ6.0C | 6.0 | 6.67 | 8.15 | 10 | 11.4 | 52.6 | 1600 | AF |
| SMBJ6.0CA | 6.0 | 6.67 | 7.37 | 10 | 10.3 | 58.3 | 1600 | AG |
| SMBJ6.5C | 6.5 | 7.22 | 8.82 | 10 | 12.3 | 48.7 | 1000 | AH |
| SMBJ6.5CA | 6.5 | 7.22 | 7.98 | 10 | 11.2 | 53.6 | 1000 | AK |
| SMBJ7.0C | 7.0 | 7.78 | 9.51 | 10 | 13.3 | 45.1 | 400 | AL |
| SMBJ7.0CA | 7.0 | 7.78 | 8.60 | 10 | 12.0 | 50.0 | 400 | AM |
| SMBJ7.5C | 7.5 | 8.33 | 10.2 | 1 | 14.3 | 42.0 | 200 | AN |
| SMBJ7.5CA | 7.5 | 8.33 | 9.21 | 1 | 12.9 | 46.5 | 200 | AP |
| SMBJ8.0C | 8.0 | 8.89 | 10.9 | 1 | 15.0 | 40.0 | 100 | AQ |
| SMBJ8.0CA | 8.0 | 8.89 | 9.83 | 1 | 13.6 | 44.1 | 100 | AR |
| SMBJ8.5C | 8.5 | 9.44 | 11.5 | 1 | 15.9 | 37.7 | 20 | AS |
| SMBJ8.5CA | 8.5 | 9.44 | 10.4 | 1 | 14.4 | 41.7 | 20 | AT |
| SMBJ9.0C | 9.0 | 10.0 | 12.2 | 1 | 16.9 | 35.5 | 10 | AU |
| SMBJ9.0CA | 9.0 | 10.0 | 11.1 | 1 | 15.4 | 39.0 | 10 | AV |
| SMBJ10C | 10 | 11.1 | 13.6 | 1 | 18.8 | 31.9 | 5 | AW |
| SMBJ10CA | 10 | 11.1 | 12.3 | 1 | 17.0 | 35.3 | 5 | AX |
| SMBJ11C | 11 | 12.2 | 14.9 | 1 | 20.1 | 29.9 | 5 | AY |
| SMBJ11CA | 11 | 12.2 | 13.5 | 1 | 18.2 | 33.0 | 5 | AZ |
| SMBJ12C | 12 | 13.3 | 16.3 | 1 | 22.0 | 27.3 | 5 | BD |
| SMBJ12CA | 12 | 13.3 | 14.7 | 1 | 19.9 | 30.2 | 5 | BE |
| SMBJ13C | 13 | 14.4 | 17.6 | 1 | 23.8 | 25.2 | 5 | BF |
| SMBJ13CA | 13 | 14.4 | 15.9 | 1 | 21.5 | 27.9 | 5 | BG |
| SMBJ14C | 14 | 15.6 | 19.1 | 1 | 25.8 | 23.3 | 5 | BH |
| SMBJ14CA | 14 | 15.6 | 17.2 | 1 | 23.2 | 25.8 | 5 | BK |
| SMBJ15C | 15 | 16.7 | 20.4 | 1 | 26.9 | 22.3 | 5 | BL |
| SMBJ15CA | 15 | 16.7 | 18.5 | 1 | 24.4 | 24.0 | 5 | BM |
| SMBJ16C | 16 | 17.8 | 21.8 | 1 | 28.8 | 20.8 | 5 | BN |
| SMBJ16CA | 16 | 17.8 | 19.7 | 1 | 26.0 | 23.1 | 5 | BP |
| SMBJ17C | 17 | 18.9 | 23.1 | 1 | 30.5 | 19.7 | 5 | BQ |
| SMBJ17CA | 17 | 18.9 | 20.9 | 1 | 27.6 | 21.7 | 5 | BR |
| SMBJ18C | 18 | 20.0 | 24.4 | 1 | 32.2 | 18.6 | 5 | BS |
| SMBJ18CA | 18 | 20.0 | 22.1 | 1 | 29.2 | 20.5 | 5 | BT |
| SMBJ20C | 20 | 22.2 | 27.1 | 1 | 35.8 | 16.7 | 5 | BU |
| SMBJ20CA | 20 | 22.2 | 24.5 | 1 | 32.4 | 18.5 | 5 | BV |
| SMBJ22C | 22 | 24.4 | 29.8 | 1 | 39.4 | 15.2 | 5 | BW |
| SMBJ22CA | 22 | 24.4 | 26.9 | 1 | 35.5 | 16.9 | 5 | BX |
| SMBJ24C | 24 | 26.7 | 32.6 | 1 | 43.0 | 14.0 | 5 | BY |
| SMBJ24CA | 24 | 26.7 | 29.5 | 1 | 38.9 | 15.4 | 5 | BZ |
| SMBJ26C | 26 | 28.9 | 35.3 | 1 | 46.6 | 12.4 | 5 | CD |
| SMBJ26CA | 26 | 28.9 | 31.9 | 1 | 42.1 | 14.2 | 5 | CE |

SMBJ5.0C(A) thru SMBJ440C(A)

Electrical Characteristics @ 25°C Unless Otherwise Specified

| MCC PART NUMBER | REVERSE STAND-OFF VOLTAGE | BREAKDOWN VOLTAGE | | | MAXIMUM CLAMPING VOLTAGE@I _{PP} | PEAK PULSE CURRENT I _{PP} | MAXIMUM REVERSE LEAKAGE @V _{WM} | MARKING CODE |
|-----------------|---------------------------|-----------------------------------|------|---------------------|--|------------------------------------|--|--------------|
| | V _{WM} | V _(BR) @I _T | | I _T (mA) | | | | |
| | VOLTS | MIN | MAX | | | | | |
| SMBJ28C | 28 | 31.1 | 38.0 | 1 | 50.0 | 12.0 | 5 | CF |
| SMBJ28CA | 28 | 31.1 | 34.4 | 1 | 45.4 | 13.2 | 5 | CG |
| SMBJ30C | 30 | 33.3 | 40.7 | 1 | 53.5 | 11.2 | 5 | CH |
| SMBJ30CA | 30 | 33.3 | 36.8 | 1 | 48.4 | 12.4 | 5 | CK |
| SMBJ33C | 33 | 36.7 | 44.9 | 1 | 59.0 | 10.2 | 5 | CL |
| SMBJ33CA | 33 | 36.7 | 40.6 | 1 | 53.3 | 11.3 | 5 | CM |
| SMBJ36C | 36 | 40.0 | 48.9 | 1 | 64.3 | 9.3 | 5 | CN |
| SMBJ36CA | 36 | 40.0 | 44.2 | 1 | 58.1 | 10.3 | 5 | CP |
| SMBJ40C | 40 | 44.4 | 54.3 | 1 | 71.4 | 8.4 | 5 | CQ |
| SMBJ40CA | 40 | 44.4 | 49.1 | 1 | 64.5 | 9.3 | 5 | CR |
| SMBJ43C | 43 | 47.8 | 58.4 | 1 | 76.7 | 7.8 | 5 | CS |
| SMBJ43CA | 43 | 47.8 | 52.8 | 1 | 69.4 | 8.6 | 5 | CT |
| SMBJ45C | 45 | 50.0 | 61.1 | 1 | 80.3 | 7.5 | 5 | CU |
| SMBJ45CA | 45 | 50.0 | 55.3 | 1 | 72.7 | 8.3 | 5 | CV |
| SMBJ48C | 48 | 53.3 | 65.1 | 1 | 85.5 | 7.0 | 5 | CW |
| SMBJ48CA | 48 | 53.3 | 58.9 | 1 | 77.4 | 7.7 | 5 | CX |
| SMBJ51C | 51 | 56.7 | 69.3 | 1 | 91.1 | 6.6 | 5 | CY |
| SMBJ51CA | 51 | 56.7 | 62.7 | 1 | 82.4 | 7.3 | 5 | CZ |
| SMBJ54C | 54 | 60.0 | 73.3 | 1 | 96.3 | 6.2 | 5 | DD |
| SMBJ54CA | 54 | 60.0 | 66.3 | 1 | 87.1 | 6.9 | 5 | DE |
| SMBJ58C | 58 | 64.4 | 78.7 | 1 | 103 | 5.8 | 5 | DF |
| SMBJ58CA | 58 | 64.4 | 71.2 | 1 | 93.6 | 6.4 | 5 | DG |
| SMBJ60C | 60 | 66.7 | 81.5 | 1 | 107 | 5.6 | 5 | DH |
| SMBJ60CA | 60 | 66.7 | 73.7 | 1 | 96.8 | 6.2 | 5 | DK |
| SMBJ64C | 64 | 71.1 | 86.9 | 1 | 114 | 5.3 | 5 | DL |
| SMBJ64CA | 64 | 71.1 | 78.6 | 1 | 103 | 5.8 | 5 | DM |
| SMBJ70C | 70 | 77.8 | 95.1 | 1 | 125 | 4.8 | 5 | DN |
| SMBJ70CA | 70 | 77.8 | 86.0 | 1 | 113 | 5.3 | 5 | DP |
| SMBJ75C | 75 | 83.3 | 102 | 1 | 134 | 4.5 | 5 | DQ |
| SMBJ75CA | 75 | 83.3 | 92.1 | 1 | 121 | 4.9 | 5 | DR |
| SMBJ78C | 78 | 86.7 | 106 | 1 | 139 | 4.3 | 5 | DS |
| SMBJ78CA | 78 | 86.7 | 95.8 | 1 | 126 | 4.7 | 5 | DT |
| SMBJ85C | 85 | 94.4 | 115 | 1 | 151 | 3.9 | 5 | DU |
| SMBJ85CA | 85 | 94.4 | 104 | 1 | 137 | 4.4 | 5 | DV |
| SMBJ90C | 90 | 100 | 122 | 1 | 160 | 3.8 | 5 | DW |
| SMBJ90CA | 90 | 100 | 111 | 1 | 146 | 4.1 | 5 | DX |
| SMBJ100C | 100 | 111 | 136 | 1 | 179 | 3.4 | 5 | DY |
| SMBJ100CA | 100 | 111 | 123 | 1 | 162 | 3.7 | 5 | DZ |
| SMBJ110C | 110 | 122 | 149 | 1 | 196 | 3.0 | 5 | ED |
| SMBJ110CA | 110 | 122 | 135 | 1 | 177 | 3.4 | 5 | EE |
| SMBJ120C | 120 | 133 | 163 | 1 | 214 | 2.8 | 5 | EF |
| SMBJ120CA | 120 | 133 | 147 | 1 | 193 | 3.1 | 5 | EG |

SMBJ5.0C(A) THRU SMBJ440C(A)

ELECTRICAL CHARACTERISTICS @25°C

| MCC PART NUMBER | REVERSE STAND-OFF VOLTAGE V_{WM} (VOLTS) | BREAKDOWN VOLTAGE $V_{(BR)}$ @ I_T (VOLTS) | | | MAXIMUM CLAMPING VOLTAGE @ I_{PP} (VOLTS) | PEAK PULSE CURRENT I_{PP} (AMPS) | MAXIMUM REVERSE LEAKAGE @ V_{WM} I_D (μ A) | MARKING CODE |
|--------------------|--|--|-----|------------|---|---|--|-----------------|
| | | MIN | MAX | I_T (mA) | | | | |
| SMBJ130C | 130 | 144 | 176 | 1 | 231 | 2.6 | 5 | EH |
| SMBJ130CA | 130 | 144 | 159 | 1 | 209 | 2.9 | 5 | EK |
| SMBJ150C | 150 | 167 | 204 | 1 | 268 | 2.2 | 5 | EL |
| SMBJ150CA | 150 | 167 | 185 | 1 | 243 | 2.5 | 5 | EM |
| SMBJ160C | 160 | 178 | 218 | 1 | 287 | 2.1 | 5 | EN |
| SMBJ160CA | 160 | 178 | 197 | 1 | 259 | 2.3 | 5 | EP |
| SMBJ170C | 170 | 189 | 231 | 1 | 304 | 2.0 | 5 | EQ |
| SMBJ170CA | 170 | 189 | 209 | 1 | 275 | 2.2 | 5 | ER |
| SMBJ180CA | 180 | 201 | 222 | 1 | 292 | 2.1 | 5 | ET |
| SMBJ200CA | 200 | 224 | 247 | 1 | 324 | 1.9 | 5 | EV |
| SMBJ220CA | 220 | 246 | 272 | 1 | 356 | 1.7 | 5 | EX |
| SMBJ250CA | 250 | 279 | 309 | 1 | 405 | 1.5 | 5 | EZ |
| SMBJ300CA | 300 | 335 | 371 | 1 | 486 | 1.3 | 5 | FE |
| SMBJ350CA | 350 | 391 | 432 | 1 | 567 | 1.1 | 5 | FG |
| SMBJ400CA | 400 | 447 | 494 | 1 | 648 | 0.9 | 5 | FK |
| SMBJ440CA | 440 | 492 | 543 | 1 | 713 | 0.9 | 5 | FM |



Micro Commercial Components

Ordering Information :

| Device | Packing |
|----------------|-----------------------|
| Part Number-TP | Tape&Reel: 3Kpcs/Reel |

Note : Adding "-HF" suffix for halogen free, eg. Part Number-TP-HF

IMPORTANT NOTICE

Micro Commercial Components Corp. reserves the right to make changes without further notice to any product herein to make corrections, modifications , enhancements , improvements , or other changes . **Micro Commercial Components Corp .** does not assume any liability arising out of the application or use of any product described herein; neither does it convey any license under its patent rights ,nor the rights of others . The user of products in such applications shall assume all risks of such use and will agree to hold **Micro Commercial Components Corp .** and all the companies whose products are represented on our website, harmless against all damages.

LIFE SUPPORT

MCC's products are not authorized for use as critical components in life support devices or systems without the express written approval of Micro Commercial Components Corporation.

CUSTOMER AWARENESS

Counterfeiting of semiconductor parts is a growing problem in the industry. Micro Commercial Components (MCC) is taking strong measures to protect ourselves and our customers from the proliferation of counterfeit parts. MCC strongly encourages customers to purchase MCC parts either directly from MCC or from Authorized MCC Distributors who are listed by country on our web page cited below. Products customers buy either from MCC directly or from Authorized MCC Distributors are genuine parts, have full traceability, meet MCC's quality standards for handling and storage. **MCC will not provide any warranty coverage or other assistance for parts bought from Unauthorized Sources.** MCC is committed to combat this global problem and encourage our customers to do their part in stopping this practice by buying direct or from authorized distributors.

Компания «Океан Электроники» предлагает заключение долгосрочных отношений при поставках импортных электронных компонентов на взаимовыгодных условиях!

Наши преимущества:

- Поставка оригинальных импортных электронных компонентов напрямую с производств Америки, Европы и Азии, а так же с крупнейших складов мира;
- Широкая линейка поставок активных и пассивных импортных электронных компонентов (более 30 млн. наименований);
- Поставка сложных, дефицитных, либо снятых с производства позиций;
- Оперативные сроки поставки под заказ (от 5 рабочих дней);
- Экспресс доставка в любую точку России;
- Помощь Конструкторского Отдела и консультации квалифицированных инженеров;
- Техническая поддержка проекта, помощь в подборе аналогов, поставка прототипов;
- Поставка электронных компонентов под контролем ВП;
- Система менеджмента качества сертифицирована по Международному стандарту ISO 9001;
- При необходимости вся продукция военного и аэрокосмического назначения проходит испытания и сертификацию в лаборатории (по согласованию с заказчиком);
- Поставка специализированных компонентов военного и аэрокосмического уровня качества (Xilinx, Altera, Analog Devices, Intersil, Interpoint, Microsemi, Actel, Aeroflex, Peregrine, VPT, Syfer, Eurofarad, Texas Instruments, MS Kennedy, Miteq, Cobham, E2V, MA-COM, Hittite, Mini-Circuits, General Dynamics и др.);

Компания «Океан Электроники» является официальным дистрибьютором и эксклюзивным представителем в России одного из крупнейших производителей разъемов военного и аэрокосмического назначения «JONHON», а так же официальным дистрибьютором и эксклюзивным представителем в России производителя высокотехнологичных и надежных решений для передачи СВЧ сигналов «FORSTAR».



JONHON

«JONHON» (основан в 1970 г.)

Разъемы специального, военного и аэрокосмического назначения:

(Применяются в военной, авиационной, аэрокосмической, морской, железнодорожной, горно- и нефтедобывающей отраслях промышленности)

«FORSTAR» (основан в 1998 г.)

ВЧ соединители, коаксиальные кабели, кабельные сборки и микроволновые компоненты:

(Применяются в телекоммуникациях гражданского и специального назначения, в средствах связи, РЛС, а так же военной, авиационной и аэрокосмической отраслях промышленности).



Телефон: 8 (812) 309-75-97 (многоканальный)

Факс: 8 (812) 320-03-32

Электронная почта: ocean@oceanchips.ru

Web: <http://oceanchips.ru/>

Адрес: 198099, г. Санкт-Петербург, ул. Калинина, д. 2, корп. 4, лит. А