


POWER RELAY

2 POLES - 8A Low Profile Type

FTR-F1 R Series

■ FEATURES

- DPST/DPDT 8A
- Low profile power relay (height 16.5 mm) employing unique construction
- High insulation by employing reinforced insulation construction
Insulation distance: 8 mm (between coil and contact)
Dielectric strength: 5 kV (between coil and contact)
Surge strength: 10 kV (between coil and contact)
- Pin configuration compatible to VB
- UL, CSA, VDE, SEMKO, CQC recognized
- Flux proof sealing, RTII
- RoHS Compliant
Please see page 6 for more information



Note: Image of standard FTR-F1 relay

■ PARTNUMBER INFORMATION

[Example] $\frac{\text{FTR-F1}}{\text{(a)}}$ $\frac{\text{A}}{\text{(b)}}$ $\frac{\text{L}}{\text{(c)}}$ $\frac{\text{005}}{\text{(d)}}$ $\frac{\text{R}}{\text{(e)}}$ - $\frac{\text{RG}}{\text{(f)}}$

(a)	Relay type	FTR-F1 : FTR-F1 Series
(b)	Contact configuration	A : 2 form A (SPST-NO) C : 2 form C (DPDT)
(c)	Coil type	L : High sensitive type (400mW)
(d)	Coil rated voltage	005 : 3...48VDC Coil rating table at page 3
(e)	Contact rating	R : 8A
(f)	Special type	RG : Transparent cover type

Actual marking does not carry the type name : "FTR"
E.g.: Ordering code: FTR-F1AL005R Actual marking: F1AL005R

FTR-F1 SERIES

■ SPECIFICATION

Item	Standard type F1 (A, C) L () R		Transparent cover F1 (A, C) L () R - RG
Contact Data	Configuration		2 form A (DPST-NO), 2 form C (DPDT)
	Construction		Single
	Material		Movable: gold plate silver tin oxide; Stationary: Silver tin oxide
	Resistance (initial)		Max. 100mOhm at 1A, 6VDC
	Contact rating		8A, 250VAC / 24VDC
	Max. carrying current * ¹		8A
	Max. switching voltage		400VAC/ 300VDC
	Max. switching power		2,000VA, 192W
Min. switching load * ²		10mA, 5VDC	
Life	Mechanical		Min. 20x 10 ⁶ operations
	Electrical	AC load	Min. 50 x 10 ³ operations
		DC load	Min. 50 x 10 ³ operations
Coil Data	Rated Power (at 20 ° C)		400mW
	Operate Power (at 20 ° C)		225mW
	Operating temperature range		-40 to +75 °C (no frost) -40 to +70 °C (no frost)
Timing Data	Operate (at nominal voltage)		Max. 15ms (no diode, without bounce)
	Release (at nominal voltage)		Max. 5ms (no diode, without bounce)
Insulation	Resistance (Initial)		Min. 1,000MOhm at 500VDC
	Dielectric strength	Open contacts	1,000VAC (50/60Hz) 1min.
		Coil and contacts	5,000VAC (50/60Hz) 1min.
		Adjacent contacts	3,000VAC (50/60Hz) 1 min.
	Surge strength	Coil and contacts	10.000V/ 1.2 x 50µs standard wave
	Clearance		8 mm
	Creepage		8 mm
	EN61810-1, VDE0435	Voltage	250V
		Pollution degree	3
	Material group	IIIa	
	Category	C / 250V (reference voltage) (VDE0110b)	
Other	Vibration Resistance	Misoperation	10 to 55Hz double amplitude 1.65mm
		Endurance	10 to 55Hz double amplitude 3.3mm
	Shock	Misoperation	Min. 100 m/s ² (11 ± 1ms)
		Endurance	Min. 1,000 m/s ² (6 ± 1ms)
	Weight		Approximately 13 g
	Sealing		Flux proof, RTII

*¹ At carry currents > 10A PCB layout need to be considered.

*² Minimum switching loads mentioned above are reference values. Please perform the confirmation test with actual load before production since reference values may vary according to switching frequencies, environmental conditions and expected reliability levels.

FTR-F1 SERIES

■ COIL RATING

400mW type

Coil Code	Rated Coil Voltage (VDC)	Coil Resistance +/- 10% (Ohm)	Must Operate Voltage (VDC) *	Must Release Voltage (VDC) *	Max. Coil Voltage (VDC)	Rated Power (mW)
003	3	22.5	2.25	0.3	6	400
005	5	62	3.75	0.5	10	
006	6	90	4.5	0.6	12	
009	9	202	6.75	0.9	18	
012	12	360	9	1.2	24	
024	24	1,440	18	2.4	48	
048	48	5,760	36	4.8	96	

Note: All values in the table are valid for 20°C and zero contact current.

* Specified operate values are valid for pulse wave voltage.

■ SAFETY STANDARDS

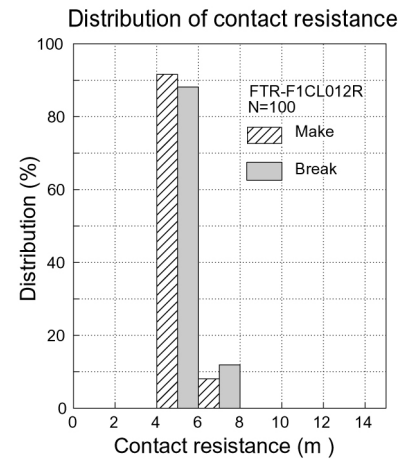
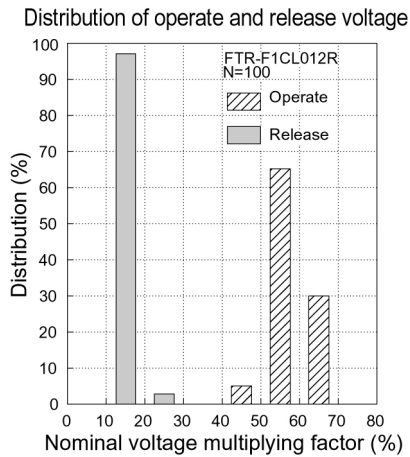
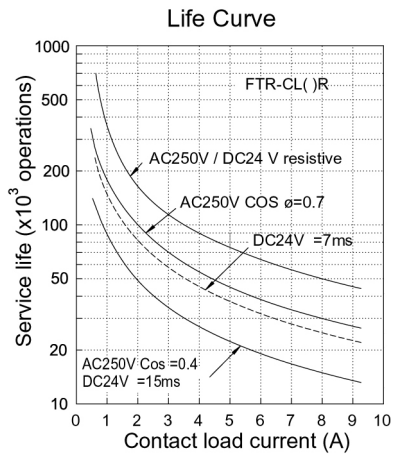
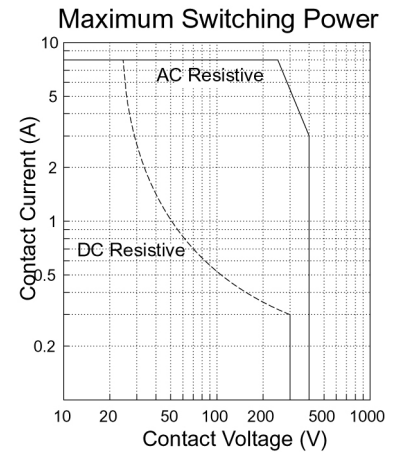
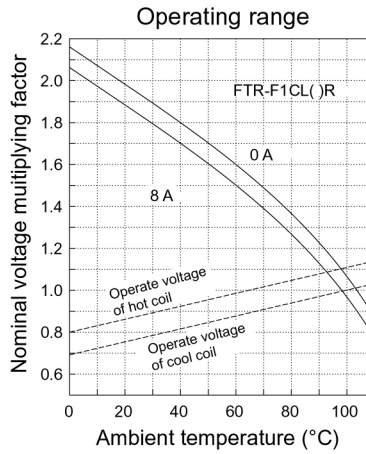
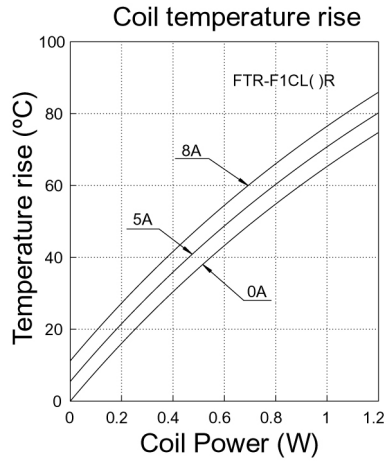
Type	Compliance	Contact rating
UL	UL 508	Flammability: UL 94-V0 (plastics)
	E63614	8A, 24VDC (resistive) 8A, 250 VAC (resistive)
CSA	C22.2 No. 14 LR 40304	1/6 HP, 125VAC 1/4 HP, 250VAC Pilot duty: C300, R300
VDE	0435, 0631, 0700, 0860 40013858	8A, 250 VAC (cosφ=1) 8 A 24VDC (0ms)

Complies with BSI, IMC, CQC

FTR-F1 SERIES

CHARACTERISTIC DATA

8A Rating type

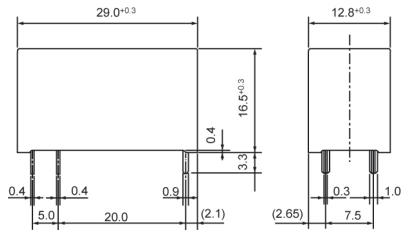


FTR-F1 SERIES

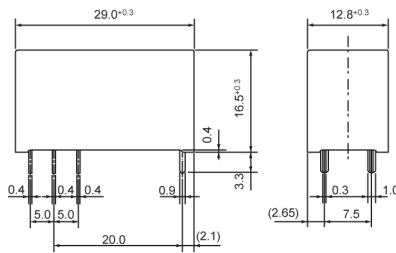
■ DIMENSIONS

● Dimensions

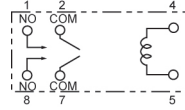
FTR-F1A type



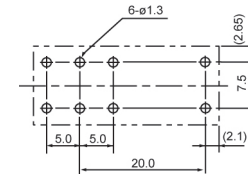
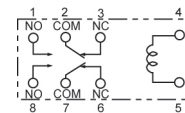
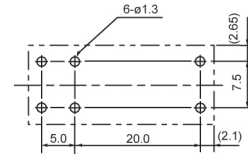
FTR-F1C type



● Schematics (BOTTOM VIEW)



● PC board mounting hole layout (BOTTOM VIEW)



Unit: mm

RoHS Compliance and Lead Free Information

1. General Information

- All signal and power relays produced by Fujitsu Components are compliant with RoHS directive 2002/95/EC including amendments.
- Cadmium as used in electrical contacts is exempted from the RoHS directives on October 21st, 2005. (Amendment to Directive 2002/95/EC)
- All of our signal and power relays are lead-free. Please refer to Lead-Free Status Info for older date codes at: <http://www.fujitsu.com/us/downloads/MICRO/fcai/relays/lead-free-letter.pdf>
- Lead free solder plating on relay terminals is Sn-3.0Ag-0.5Cu, unless otherwise specified. This material has been verified to be compatible with PbSn assembly process.

2. Recommended Lead Free Solder Profile

- Recommended solder Sn-3.0Ag-0.5Cu.

Flow Solder condition:

Pre-heating: maximum 120°C
Soldering: dip within 5 sec. at
260°C solder bath

Solder by Soldering Iron:

Soldering Iron
Temperature: maximum 360°C
Duration: maximum 3 sec.

We highly recommend that you confirm your actual solder conditions

3. Moisture Sensitivity

- Moisture Sensitivity Level standard is not applicable to electromechanical relays, unless otherwise indicated.

4. Tin Whiskers

- Dipped SnAgCu solder is known as presenting a low risk to tin whisker development. No considerable length whisker was found by our in house test.

FTR-F1 SERIES

Fujitsu Components International Headquarter Offices

Japan

Fujitsu Component Limited
Gotanda-Chuo Building
3-5, Higashigotanda 2-chome, Shinagawa-ku
Tokyo 141, Japan
Tel: (81-3) 5449-7010
Fax: (81-3) 5449-2626
Email: promothq@ft.ed.fujitsu.com
Web: www.fcl.fujitsu.com

North and South America

Fujitsu Components America, Inc.
250 E. Caribbean Drive
Sunnyvale, CA 94089 U.S.A.
Tel: (1-408) 745-4900
Fax: (1-408) 745-4970
Email: components@us.fujitsu.com
Web: <http://us.fujitsu.com/components>

Europe

Fujitsu Components Europe B.V.
Diamantlaan 25
2132 WV Hoofddorp
Netherlands
Tel: (31-23) 5560910
Fax: (31-23) 5560950
Email: info@fceu.fujitsu.com
Web: emea.fujitsu.com/components/

Asia Pacific

Fujitsu Components Asia Ltd.
102E Pasir Panjang Road
#01-01 Citilink Warehouse Complex
Singapore 118529
Tel: (65) 6375-8560
Fax: (65) 6273-3021
Email: fcal@fcal.fujitsu.com
Web: <http://www.fujitsu.com/sg/services/micro/components/>

©2010 Fujitsu Components Europe B.V. All rights reserved. All trademarks or registered trademarks are the property of their respective owners.

The contents, data and information in this datasheet are provided by Fujitsu Component Ltd. as a service only to its user and only for general information purposes.

The use of the contents, data and information provided in this datasheet is at the users' own risk.

Fujitsu has assembled this datasheet with care and will endeavor to keep the contents, data and information correct, accurate, comprehensive, complete and up to date.

Fujitsu Components Europe B.V. and affiliated companies do however not accept any responsibility or liability on their behalf, nor on behalf of its employees, for any loss or damage, direct, indirect or consequential, with respect to this datasheet, its contents, data, and information and related graphics and the correctness, reliability, accuracy, comprehensiveness, usefulness, availability and completeness thereof.

Nor do Fujitsu Components Europe B.V. and affiliated companies accept on their behalf, nor on behalf of its employees, any responsibility or liability for any representation or warrant of any kind, express or implied, including warranties of any kind for merchantability or fitness for particular use, with respect to these datasheets, its contents, data, information and related graphics and the correctness, reliability, accuracy, comprehensiveness, usefulness, availability and completeness thereof. Rev. July 22, 2010

Компания «Океан Электроники» предлагает заключение долгосрочных отношений при поставках импортных электронных компонентов на взаимовыгодных условиях!

Наши преимущества:

- Поставка оригинальных импортных электронных компонентов напрямую с производств Америки, Европы и Азии, а так же с крупнейших складов мира;
- Широкая линейка поставок активных и пассивных импортных электронных компонентов (более 30 млн. наименований);
- Поставка сложных, дефицитных, либо снятых с производства позиций;
- Оперативные сроки поставки под заказ (от 5 рабочих дней);
- Экспресс доставка в любую точку России;
- Помощь Конструкторского Отдела и консультации квалифицированных инженеров;
- Техническая поддержка проекта, помощь в подборе аналогов, поставка прототипов;
- Поставка электронных компонентов под контролем ВП;
- Система менеджмента качества сертифицирована по Международному стандарту ISO 9001;
- При необходимости вся продукция военного и аэрокосмического назначения проходит испытания и сертификацию в лаборатории (по согласованию с заказчиком);
- Поставка специализированных компонентов военного и аэрокосмического уровня качества (Xilinx, Altera, Analog Devices, Intersil, Interpoint, Microsemi, Actel, Aeroflex, Peregrine, VPT, Syfer, Eurofarad, Texas Instruments, MS Kennedy, Miteq, Cobham, E2V, MA-COM, Hittite, Mini-Circuits, General Dynamics и др.);

Компания «Океан Электроники» является официальным дистрибьютором и эксклюзивным представителем в России одного из крупнейших производителей разъемов военного и аэрокосмического назначения «JONHON», а так же официальным дистрибьютором и эксклюзивным представителем в России производителя высокотехнологичных и надежных решений для передачи СВЧ сигналов «FORSTAR».



JONHON

«JONHON» (основан в 1970 г.)

Разъемы специального, военного и аэрокосмического назначения:

(Применяются в военной, авиационной, аэрокосмической, морской, железнодорожной, горно- и нефтедобывающей отраслях промышленности)

«FORSTAR» (основан в 1998 г.)

ВЧ соединители, коаксиальные кабели, кабельные сборки и микроволновые компоненты:

(Применяются в телекоммуникациях гражданского и специального назначения, в средствах связи, РЛС, а так же военной, авиационной и аэрокосмической отраслях промышленности).



Телефон: 8 (812) 309-75-97 (многоканальный)

Факс: 8 (812) 320-03-32

Электронная почта: ocean@oceanchips.ru

Web: <http://oceanchips.ru/>

Адрес: 198099, г. Санкт-Петербург, ул. Калинина, д. 2, корп. 4, лит. А