

3 to 25 Amp Applications — Open Loop

- Compact PCB Mount Design
- Dual Integrated Primary
- Withstanding Voltage of 2000 Vrms
- 3A - 25A with a Bipolar $\pm 15\text{VDC}$ Supply Voltage
- Low Cost



Specifications Measured at 25°C, RL-10KΩ Vcc=±15V

Specification	L07P003D15	L07P005D15	L07P010D15	L07P015D15	L07P020D15	L07P025D15
Nominal Primary DC Current (If)	±3A	±5A	±10A	±15A	±20A	±25A
Maximum Current If(max)	±9A	±15A	±30A	±45A	±60A	±75A
Output Voltage @ If	V _{OUT} +4V±0.05V, -4V±0.150V (at If)					
Offset Voltage	V _{OE} 0± 0.50V					
Accuracy @ If ¹	X ± 1% of If					
Output Linearity ¹ (O..If Max)	E _L ≤ ± 1% (at 0A ~ If)					
Power Supply	V _{CC} ± 15V ±5%					
Response Time	T _r ≤ 10μsec (di/dt = 10A / 5μsec)					
Current Consumption	I _c ≤ 30mA					
Output Temperature Characteristic	TCE _G <± 0.1% / °C					
Offset Temperature Characteristic	V _{OT} ≤ ± 2mV / °C TYP					
Hysteresis Allowance @ If=0	V _{OH} ≤ 30mV (0A = If)					
Withstand Voltage (50/60Hz)	V _d 2,000VACrms for 1 minute (Sensing Current 0.5mA)					
Insulation Resistance @ 500VDC	R _{IS} ≥ 500MW					
Operating Temperature	T _A -10 ~ +80°C					
Storage Temperature	T _S -20 ~ +85°C					

1. Without offset

Package & Weight Information

QTY/Box	Weight/each(g)
CALL	CALL

TERMINAL	FUNCTION
1	+15V
2	-15V
3	OUT1
4	OUT2
5	GND
6	+IN1
7	-IN1
8	+IN2
9	-IN2

CURRENT	∅ PIN
3A	∅ 0.6[0.024]
5A	∅ 0.8[0.031]
10A ~ 15A	∅ 1.4[0.055]
20A ~ 25A	∅ 1.6[0.063]



Unless otherwise specified, tolerances shall be ±0.5mm.

TAMURA CORPORATION

43352 Business Park Drive. | P.O. Box 892230 Temecula, CA 92589-2230 | www.tamuracorp.com

USA
Tel: 800-472-6624
Fax: 951-676-9482

Japan
Tel: 81 (0)3 3978-2111
Fax: 81 (0)3 3923-0230

United Kingdom
Tel: 44 (0) 1380 731 700
Fax: 44 (0) 1380 731 702

Hong Kong
Tel: 852-2389-4321
Fax: 852-2341-9689

5 to 40 Amp Applications — Open Loop

- Compact PCB Mount Design
- Dual Integrated Primary
- Withstanding Voltage of 2000 Vrms
- 5A - 40A Unipolar +5VDC Supply Voltage
- Low Cost



Specifications Measured at 25°C, RL=10KΩ Vcc=+5V

Specification	L07P005S05	L07P007S05	L07P010S05	L07P015S05	L07P020S05	L07P025S05	L07P030S05	L07P040S05
Nominal Primary DC Current (If)	+5A	+7A	+10A	+15A	+20A	+25A	+30A	+40V
Maximum Current	If(max) ±6.25A	±9.375A	±12.5A	±18.75A	±25A	±31.25A	±37.5A	±50A
Output Voltage @ If	V _{OUT}	2.5V ±1.5V						
Offset Voltage	V _{OE}	V _{OUT} ± 45mV						
Accuracy @ If ¹	X	± 1%						
Output Linearity ¹ (O.If Max)	E _L	≤ ± 1% (at 0A ~ If)						
Power Supply	V _{CC}	+ 15V ±5%						
Response Time	T _r	≤ 5μsec (di/dt = 10A / 5μsec)						
Current Consumption	I _c	≤ 30mA						
Output Temperature Characteristic	TCE _G	< ± 2mV / °C						
Offset Temperature Characteristic	V _{OT}	≤ ± 2mV / °C MAX						
Hysteresis Allowance @ If=0	V _{OH}	≤ 15mV (0A = If)						
Withstand Voltage (50/60Hz)	V _d	2,000VACrms for 1 minute (Sensing Current 0.5mA)						
Insulation Resistance @ 500VDC	R _{IS}	≥ 500MΩ						
Operating Temperature	T _A	-25 ~ +80°C						
Storage Temperature	T _S	-25 ~ +85°C						

1. Without offset

Package & Weight Information

QTY/Box	Weight/each(g)
CALL	CALL

TERMINAL	FUNCTION
1	+5V
2	NC
3	OUT1
4	OUT2
5	GND
6	+IN1
7	-IN1
8	+IN2
9	-IN2

CURRENT	Ø PIN
5A ~ 10A	Ø 0.6[0.024]
15A ~ 20A	Ø 0.9[0.035]
25A ~ 40A	Ø 1.2[0.047]



Unless otherwise specified, tolerances shall be ±0.5mm.

TAMURA CORPORATION

43352 Business Park Drive. | P.O. Box 892230 Temecula, CA 92589-2230 | www.tamuracorp.com

USA
Tel: 800-472-6624
Fax: 951-676-9482

Japan
Tel: 81 (0)3 3978-2111
Fax: 81 (0)3 3923-0230

United Kingdom
Tel: 44 (0) 1380 731 700
Fax: 44 (0) 1380 731 702

Hong Kong
Tel: 852-2389-4321
Fax: 852-2341-9689



3 to 30 Amp Applications — Open Loop

- Compact PCB Mount Design
- Integrated Primary
- Withstanding Voltage of 3000 Vrms
- 3A - 30A with a Bipolar ± 15 VDC Supply Voltage
- Low Cost

Specifications Measured at 25°C, RL-10K Ω Vcc= ± 15 V

Specification	L18P003D15	L18P005D15	L18P010D15	L18P015D15	L18P020D15	L18P025D15	L18P030D15
Nominal Primary DC Current (If)	± 3 A	± 5 A	± 10 A	± 15 A	± 20 A	± 25 A	± 30 A
Maximum Current If(max)	± 9 A	± 15 A	± 30 A	± 45 A	± 60 A	± 60 A	± 90 A
Output Voltage @ If	V _{OUT} $\pm 4V \pm 0.04V$ (at If)						
Offset Voltage V _{OE}	0 $\pm 0.040V$						
Accuracy @ If ¹	X $\pm 1\%$ of If						
Output Linearity ¹ (O..If Max)	E _L $\leq \pm 1\%$ MAX						
Power Supply V _{cc}	$\pm 15V \pm 5\%$						
Response Time T _r	$\leq 5\mu\text{sec}$ (di/dt = 10A / 5 μsec)						
Current Consumption I _c	$\leq 15\text{mA}$						
Output Temperature Characteristic TCE _G	$< \pm 0.1\%$ / °C MAX						
Offset Temperature Characteristic V _{OT}	$\leq \pm 1.5\text{mV}$ / °C TYP						
Hysteresis Allowance @ If=0 V _{OH}	$\leq 25\text{mV}$ (0A = If)						
Withstand Voltage (50/60Hz) V _d	3,000VACrms for 1 minute (Sensing Current 0.5mA)						
Insulation Resistance @ 500VDC R _{IS}	$\geq 500\text{M}\Omega$						
Operating Temperature T _A	-10 ~ +80°C						
Storage Temperature T _S	-20 ~ +85°C						

¹ Without offset

Package & Weight Information

QTY/Box	Weight/each(g)
CALL	CALL

TERMINAL	FUNCTION
1	-V _{CC}
2	GND
3	+V _{CC}
4	OUTPUT
5	+IN
6	-IN

CURRENT	Ø PIN
3A ~ 5A	Ø 0.6[0.024]
10A ~ 15A	Ø 0.9[0.035]
20A ~ 30A	Ø 1.2[0.047]



4 RECTANGULAR PINS 0.25[0.010] X 0.5[0.020]

Unless otherwise specified, tolerances shall be $\pm 0.5\text{mm}$.

TAMURA CORPORATION

43352 Business Park Drive. | P.O. Box 892230 Temecula, CA 92589-2230 | www.tamuracorp.com

USA
Tel: 800-472-6624
Fax: 951-676-9482

Japan
Tel: 81 (0)3 3978-2111
Fax: 81 (0)3 3923-0230

United Kingdom
Tel: 44 (0) 1380 731 700
Fax: 44 (0) 1380 731 702

Hong Kong
Tel: 852-2389-4321
Fax: 852-2341-9689

Hall Effect Current Sensors

40 to 60 Amp Applications — Open Loop

- Compact PCB Mount Design
- Dual Integrated Primary
- Withstanding Voltage of 3000 Vrms
- 40A - 60A Bipolar $\pm 15\text{VDC}$ Supply Voltage
- Durable Busbar Construction



Specifications Measured at 25°C, RL-10KΩ Vcc=±15V

Specification	L18P040D15	L18P050D15	L18P060D15
Nominal Primary DC Current (If)	+40A	+50A	+60A
Maximum Current If(max)	±120A	±150A	±180A
Output Voltage @ If	V _{OUT}	±4.0V ±0.050V	
Offset Voltage	V _{OE}	0± 0.040V	
Accuracy @ If ¹	X	± 1%	
Output Linearity ¹ (O..If Max)	E _L	≤ 1% MAX	
Power Supply	V _{CC}	± 15V ±5%	
Response Time	T _r	≤ 5μsec	
Current Consumption	I _c	≤ 15mA	
Output Temperature Characteristic	TCE _G	< ± 0.1% / °C MAX	
Offset Temperature Characteristic	V _{OT}	≤ ± 1.5mV / °C MAX	
Hysteresis Allowance @ If=0	V _{OH}	≤ 40mV (0A = If)	
Withstand Voltage (50/60Hz)	V _d	3000VACrms for 1 minute (Sensing Current 0.5mA)	
Insulation Resistance @ 500VDC	R _{IS}	≥ 500MΩ	
Operating Temperature	T _A	-10 ~ +80°C	
Storage Temperature	T _S	-20 ~ +85°C	

1. Without offset

Package & Weight Information

QTY/Box	Weight/each(g)
CALL	CALL

TERMINAL	FUNCTION
1	-V _{CC}
2	GND
3	+V _{CC}
4	OUTPUT
5	+IN
6	-IN

CURRENT	Ø PIN
40A ~ 60A	BUSBAR 1.0[0.04]X6.3[2.48]



Unless otherwise specified, tolerances shall be ±0.5mm.

TAMURA CORPORATION

43352 Business Park Drive. | P.O. Box 892230 Temecula, CA 92589-2230 | www.tamuracorp.com

USA
Tel: 800-472-6624
Fax: 951-676-9482

Japan
Tel: 81 (0)3 3978-2111
Fax: 81 (0)3 3923-0230

United Kingdom
Tel: 44 (0) 1380 731 700
Fax: 44 (0) 1380 731 702

Hong Kong
Tel: 852-2389-4321
Fax: 852-2341-9689

Hall Effect Current Sensors

50 to 200 Amp Applications — Open Loop



- Compact PCB Mount Design
- Voltage Output type
- CE EN50178 (pending)

Specifications Measured at 25°C, RL=10KΩ, Vcc=±15V

Specification		L08P050D15	L08P100D15	L08P150D15	L08P200D15
Nominal Primary DC Current	(If)	50AT	100AT	150AT	200AT
Maximum Current	If(max)	±150AT	±300AT	±350AT	±350AT
Output Voltage @ If	V _{OUT}	4V			
Offset Voltage	V _{OE}	<±40mV			
Accuracy @ If ²	X	±1% of If			
Output Linearity ² (0..If MAX)	E _L	≤±1% of If			
Power Supply	V _{CC}	±15V±5%			
Response Time	t _r	<10μ Sec			
Current Consumption	I _c	12mA typ			
Output Temperature Characteristic	TCE _B	<±0.1% / °C	<±0.05% / °C		
Offset Temperature Characteristic	V _{OT}	<±2mV / °C	<±1mV / °C		
Hysteresis Allowance @ If=0	V _{OH}	< ±30mV	<± 20mV		
Withstand Voltage (50/60Hz)	V _d	2,500VACrms for 1 minute (Sensing Current 0.5mA)			
Insulation Resistance @ 500VDC	R _{IS}	≥500MΩ			
Operating Bandwidth (-3dB)	f	DC - 50kHz			
Operating Temperature	T _A	-10 - +80°C			
Storage Temperature	T _s	-20 - +85°C			

¹ Small signal only; derating needed to avoid excessive core heating at high frequency

² Without offset

Package & Weight Information

QTY/Box	Weight/each(g)
50	25



TAMURA CORPORATION

43352 Business Park Drive. | P.O. Box 892230 Temecula, CA 92589-2230 | www.tamuracorp.com

USA

Tel: 800-872-6624
Fax: 909-676-9482

Japan

Tel: 81 (0)3 3978-2111
Fax: 81 (0)3 3923-0230

United Kingdom

Tel: 44 (0) 1380 731 700
Fax: 44 (0) 1380 731 702

Hong Kong

Tel: 852-2389-4321
Fax: 852-2341-9689

Hall Effect Current Sensors

50 to 600 Amp Applications — Open Loop

- Compact PCB Mount Design
- Voltage Output type
- Very High Linearity
- 15V Supply Voltage
- CE EN50178 (pending)



Specifications Measured at 25°C, RL=10KΩ, Vcc=±15V

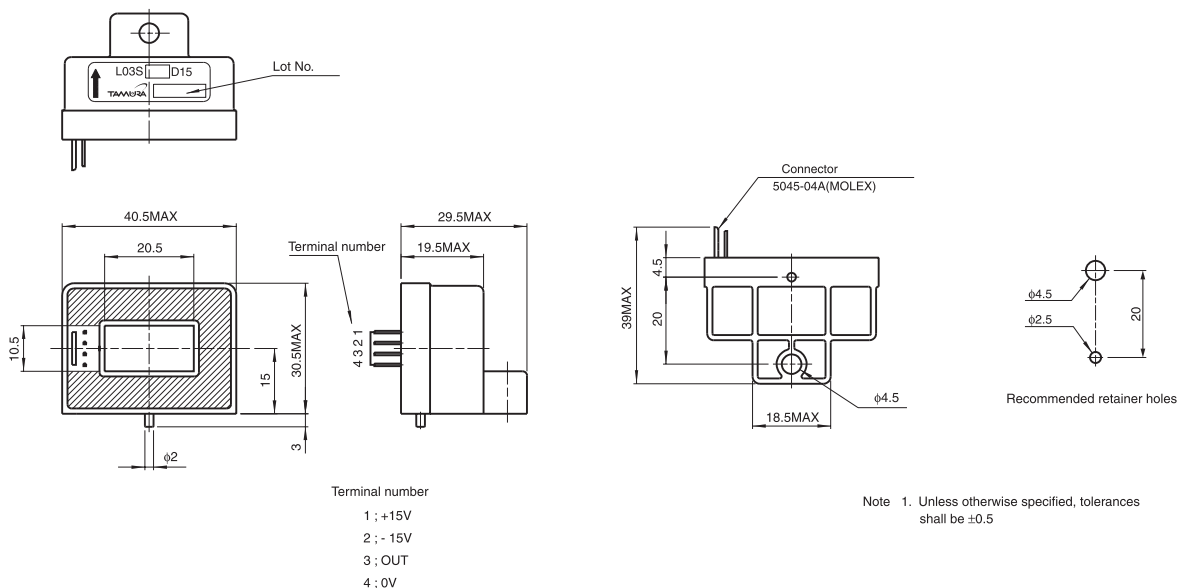
Specification	L03S050D15	L03S100D15	L03S200D15	L03S300D15	L03S400D15	L03S500D15	L03S600D15
Nominal Primary DC Current (If)	50AT	100AT	200AT	300AT	400AT	500AT	600AT
Maximum Current If(max)	±150AT	±300AT	±600AT	±700AT	±700AT	±700AT	±700AT
Output Voltage @ If	V _{OUT} 4V						
Offset Voltage V _{OE}	<± 40mV			<±30mV			
Accuracy @ If ²	X			±1% of If			
Output Linearity ² (0..If MAX)	E _L			±1% of If			
Power Supply V _{CC}	±15V±5%						
Response Time t _r	≤5μ Sec						
Current Consumption I _c	12mA typ						
Output Temperature Characteristic TCE _G	<±0.1% / °C						
Offset Temperature Characteristic V _{OT}	<±2mV / °C			<±1mV / °C			
Hysteresis Allowance @ If=0 V _{OH}	±30mV			±20mV		±10mV	
Withstand Voltage (50/60Hz) V _d	2,500VACrms for 1 minute (sensing current 0.5mA)						
Insulation Resistance @ 500VDC R _{IS}	≥500MΩ						
Operating Bandwidth ¹ (-3dB) f	DC - 50kHz						
Operating Temperature T _A	-10 - +80°C						
Storage Temperature T _S	-15 - +90°C						

¹ Small signal only; derating needed to avoid excessive core heating at high frequency

² Without offset

Package & Weight Information

QTY/Box	Weight/each(g)
20	50



TAMURA CORPORATION

43352 Business Park Drive. | P.O. Box 892230 Temecula, CA 92589-2230 | www.tamuracorp.com
 USA | Japan | United Kingdom | Hong Kong
 Tel: 800-872-6624 | Tel: 81 (0)3 3978-2111 | Tel: 44 (0) 1380 731 700 | Tel: 852-2389-4321
 Fax: 909-676-9482 | Fax: 81 (0)3 3923-0230 | Fax: 44 (0) 1380 731 702 | Fax: 852-2341-9689

Hall Effect Current Sensors

50 to 600 Amp Applications — Open Loop



- Compact PCB Mount Design
- Voltage Output type
- Very High Linearity
- 5V Supply Voltage
- CE EN50178 (pending)

Specifications Measured at 25°C, RL=10KΩ, Vcc=+ 5V; Vref = $\frac{V_{CC}}{2}$

Specification	L01Z050S05	L01Z100S05	L01Z150S05	L01Z200S05	L01Z300S05	L01Z400S05	L01Z500S05	L01Z600S05
Nominal Primary DC Current (If)	50AT	100AT	150AT	200AT	300AT	400AT	500AT	600AT
Maximum Current If(max)	±62.5AT	±125AT	±187.5AT	±250AT	±375AT	±500AT	±625AT	±750AT
Output Voltage @ If	Vref±1.5V				Vref±1.5V			
Offset Voltage V _{OE}	2.5V±0.035V				2.5V±0.030V			
Accuracy @ If ²	X	<±1% of If			<±1% of If			
Output Linearity ² (0..If MAX)	E _L			±1% of If				
Power Supply Vcc				5V ±2.0%				
Response Time t _r				<5μs				
Current Consumption I _c				<15mA				
Output Temperature Characteristic TCE _g	<±2mV / °C			<±1.5mV / °C				
Offset Temperature Characteristic V _{OT}	<±2mV / °C			<±1mV / °C				
Hysteresis Allowance @ If=0 V _{OH}		±8mV		±4mV			±6mV	
Withstand Voltage (50/60Hz) V _d				2,500VACrms for 1 minute (sensing current 0.5mA)				
Insulation Resistance @ 500VDC R _{IS}				≥500MΩ				
Operating Bandwidth ¹ (-3dB) f				DC - 50kHz				
Operating Temperature T _A				-10 - +80°C				
Storage Temperature T _S				-15 - +85°C				

¹ Small signal only; derating needed to avoid excessive core heating at high frequency

² Without offset

Package & Weight Information

QTY/Box	Weight/each(g)
50	45



- Terminal number
- 1 OUT
 - 2 OV
 - 3 5V

Note 1. Unless otherwise specified, tolerances shall be ± 0.5

TAMURA CORPORATION

43352 Business Park Drive. | P.O. Box 892230 Temecula, CA 92589-2230 | www.tamuracorp.com

USA

Tel: 800-872-6624
Fax: 909-676-9482

Japan

Tel: 81 (0)3 3978-2111
Fax: 81 (0)3 3923-0230

United Kingdom

Tel: 44 (0) 1380 731 700
Fax: 44 (0) 1380 731 702

Hong Kong

Tel: 852-2389-4321
Fax: 852-2341-9689

Hall Effect Current Sensors

100 to 300 Amp Applications — Closed Loop

- PCB Mount Design
- Current Output type
- Very High Linearity
- $\pm 15V$ Supply Voltage
- CE EN50178 (pending)



Specifications Measured at 25°C, RL=10KΩ, VCC= $\pm 15V$

Specification		S21Z100D15	S21Z150D15	S21Z200D15	S21Z300D15
Nominal Primary DC Current	(If)	100A	150A	200A	300A
Maximum Current	If(max)	150A	225A	300A	450A
Output Current @ If	I _{OUT}	50mA	75mA	100mA	150mA
Conversion Ratio	K _n	1:2000	1:2000	1:2000	1:2000
Accuracy	X	$\pm 1\%$ of If			
Offset Current (If=0) ¹	I _o	$\pm 0.5mA$			
Output Linearity ¹ (0..If)	E _L	$\pm 0.25\%$ of If			
Power Supply	V _{CC}	$\pm 15V \pm 5\%$ ²			
Response Time	t _r	$\leq 1\mu s$			
Current Consumption	I _c	$\pm 16mA$ ³			
Output Temperature Characteristic	TC _{I_{OUT}}	$\pm 0.025\% / ^\circ C$ @ If=0 (Ta=-5 to +70°C)			
Offset Temperature Characteristic	I _{OT}	$\pm 0.025mA / ^\circ C$ @ If=0 (Ta=-5 to +70°C)			
Hysteresis Allowance If=0 - Ifmax)	I _{OH}	$\leq 0.3mA$			
Withstand Voltage (50/60Hz)	V _d	2,500VACrms for 1 minute (sensing current 0.5mA)			
Insulation Resistance @ 500VDC	R _{IS}	500MΩ			
Frequency Bandwidth (-3dB)	f	DC - 150kHz			
Operating Temperature	T _A	-10 - +70°C			
Storage Temperature	T _S	-20 - +85°C			
Secondary Coil Resistance	R _s	TBD Ohms @ Ta = 70°C (Contact Tamura for additional info)			

¹ Without Offset

² Ifmax is Restricted by Vcc

³ Output Current not included

Package & Weight Information

QTY/Box	Weight/each(g)
50	25



Note 1. Unless otherwise specified, tolerances shall be ± 0.5

Terminal number
1.OUT
2.-15V
3.+15V

TAMURA CORPORATION

43352 Business Park Drive. | P.O. Box 892230 Temecula, CA 92589-2230 | www.tamuracorp.com
 USA | Japan | United Kingdom | Hong Kong
 Tel: 800-872-6624 | Tel: 81 (0)3 3978-2111 | Tel: 44 (0) 1380 731 700 | Tel: 852-2389-4321
 Fax: 909-676-9482 | Fax: 81 (0)3 3923-0230 | Fax: 44 (0) 1380 731 702 | Fax: 852-2341-9689

Hall Effect Current Sensors

50 to 300 Amp Applications — Closed Loop



- Panel Mount Design
- Current Output type
- Very High Linearity
- $\pm 12V$ or $\pm 15V$ Supply Voltage
- CE EN50178 (pending)

Specifications Measured at 25°C, $R_L \pm 15K\Omega$, $V_{CC} = \pm 12V$

Specification		S20S050A	S20S100A	S20S150A	S20S200A	S20S300A
Nominal Primary DC Current	(If)	50A	100A	150A	200A	300A
Maximum Current	$I_{F(max)}$	75A	150A	225A	300A	450A
Output Current @ If	I_{OUT}	50mA	100mA	150mA	100mA	150mA
Conversion Ratio	K_H	1:1000	1:1000	1:1000	1:2000	1:2000
Offset Current (If=0)	I_o			$\pm 0.5mA$		
Accuracy ⁴	X			$< \pm 1\%$ of If		
Output Linearity ⁴ (0..MAX)	E_L			$\pm 0.25\%$		
Power Supply	V_{CC}			$12V$ or $\pm 15V \pm 5\%$ ²		
Response Time @ $di/dt=50A/\mu Sec$	t_r			$1\mu s$		
Current Consumption	I_c			$\pm 16mA$ ³		
Output Temperature Characteristic	TCI_{OUT}			$\pm 0.02\% / ^\circ C$ @ If (Ta=-5 to +70°C)		
Offset Temperature Characteristic	I_{OT}			$\pm 0.025mA / ^\circ C$ @ If=0 (Ta=-5 to +70°C)		
Hysteresis Allowance	I_{OH}			0.5mA		
Withstand Voltage (50/60Hz)	V_d			2,500VACrms for 1 minute (sensing current 0.5mA)		
Insulation Resistance @ 500VDC	R_{IS}			500M Ω		
Frequency Bandwidth (-3dB)	f			DC - 150kHz		
Operating Temperature	T_A			-10 - +70°C		
Storage Temperature	T_S			-20 - +85°C		
Secondary Coil Resistance	R_S			¹ Ohms @ 70°C (Contact Tamura Tech Support)		

¹ TBD

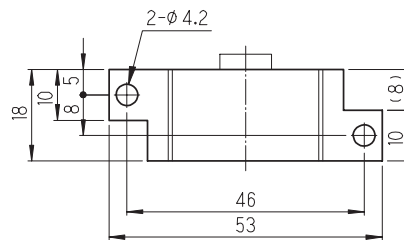
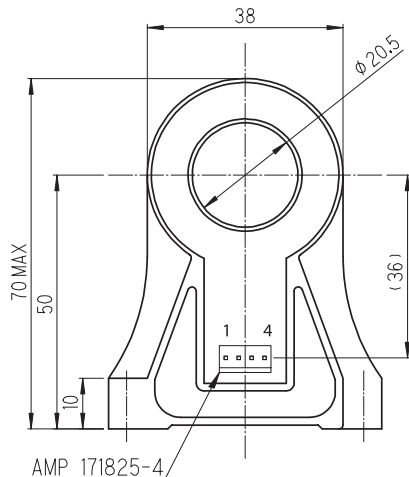
² Ifmax is Restricted by Vcc

³ Output Current not included

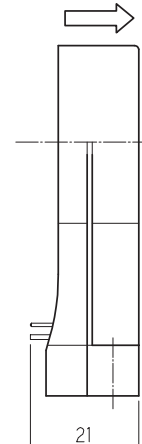
⁴ Without offset

Package & Weight Information

QTY/Box	Weight/each(g)
TBD	46



Note Unless otherwise specified, tolerances shall be ± 0.5



Terminal Pin
1+15V
2- 15V
3.OUT
4.NC

TAMURA CORPORATION

43352 Business Park Drive. | P.O. Box 892230 Temecula, CA 92589-2230 | www.tamuracorp.com

USA
Tel: 800-872-6624
Fax: 909-676-9482

Japan
Tel: 81 (0)3 3978-2111
Fax: 81 (0)3 3923-0230

United Kingdom
Tel: 44 (0) 1380 731 700
Fax: 44 (0) 1380 731 702

Hong Kong
Tel: 852-2389-4321
Fax: 852-2341-9689

6 to 25 Amp Applications — Closed Loop

- Multirange Current Sensor
- Voltage Output
- Compact PCB Mount
- Single Supply ($\pm 5V$)
- CE EN50178 (pending)



Specifications Measured at 25°C, RL=10K Ω , V_{CC}=+5V

Specification	S22P006S05	S22P015S05	S22P025S05
Nominal Primary r.m.s. Current (I _f)	$\pm 6A$	$\pm 15A$	$\pm 25A$
Maximum Current I _{f(max)}	$\pm 18A$	$\pm 45A$	$\pm 75A$
Offset Voltage (I _f =0) V _{REF}	2.5V \pm 30mV	2.5V \pm 20mV	2.5V \pm 15mV
Output Voltage V _{OUT}		VREF \pm 0.625V	
Output Voltage Accuracy ¹ @ I _f X		0.625V \pm 10mV	
Output Linearity (0 to I _f) E _L		$\pm 0.25\%$	
Power Supply V _{CC}		$\pm 5V \pm 5\%$	
Response Time t _r		1 μ s	
Current Consumption I _C		12.5mA Typ	
Output Temperature Characteristic ICEG		$\pm 0.05mV/^\circ C$	
Offset Temperature Characteristic TC _{OUT}	1.25mV/ $^\circ C$	1.25mV/ $^\circ C$	1.25mV/ $^\circ C$
Hysteresis Allowance (I _f =0 to I _{fmax}) V _{OH}		$\leq 0.25mV$	
Withstand Voltage (50/60Hz) V _d		3,000VACrms for 1 minute (sensing current 0.5mA)	
Insulation Resistance @ 500VDC R _{IS}		$\geq 500M\Omega$	
Operating Bandwidth (1dB) f		DC - 200kHz	
Operating Temperature T _A		-10 - +85 $^\circ C$	
Storage Temperature T _S		-25 - +100 $^\circ C$	

¹ Without offset

Package & Weight Information

QTY/Box	Weight/each(g)
100	8



TAMURA CORPORATION

43352 Business Park Drive. | P.O. Box 892230 Temecula, CA 92589-2230 | www.tamuracorp.com
 USA | Japan | United Kingdom | Hong Kong
 Tel: 800-872-6624 | Tel: 81 (0)3 3978-2111 | Tel: 44 (0) 1380 731 700 | Tel: 852-2389-4321
 Fax: 909-676-9482 | Fax: 81 (0)3 3923-0230 | Fax: 44 (0) 1380 731 702 | Fax: 852-2341-9689

Компания «Океан Электроники» предлагает заключение долгосрочных отношений при поставках импортных электронных компонентов на взаимовыгодных условиях!

Наши преимущества:

- Поставка оригинальных импортных электронных компонентов напрямую с производств Америки, Европы и Азии, а так же с крупнейших складов мира;
- Широкая линейка поставок активных и пассивных импортных электронных компонентов (более 30 млн. наименований);
- Поставка сложных, дефицитных, либо снятых с производства позиций;
- Оперативные сроки поставки под заказ (от 5 рабочих дней);
- Экспресс доставка в любую точку России;
- Помощь Конструкторского Отдела и консультации квалифицированных инженеров;
- Техническая поддержка проекта, помощь в подборе аналогов, поставка прототипов;
- Поставка электронных компонентов под контролем ВП;
- Система менеджмента качества сертифицирована по Международному стандарту ISO 9001;
- При необходимости вся продукция военного и аэрокосмического назначения проходит испытания и сертификацию в лаборатории (по согласованию с заказчиком);
- Поставка специализированных компонентов военного и аэрокосмического уровня качества (Xilinx, Altera, Analog Devices, Intersil, Interpoint, Microsemi, Actel, Aeroflex, Peregrine, VPT, Syfer, Eurofarad, Texas Instruments, MS Kennedy, Miteq, Cobham, E2V, MA-COM, Hittite, Mini-Circuits, General Dynamics и др.);

Компания «Океан Электроники» является официальным дистрибьютором и эксклюзивным представителем в России одного из крупнейших производителей разъемов военного и аэрокосмического назначения «JONHON», а так же официальным дистрибьютором и эксклюзивным представителем в России производителя высокотехнологичных и надежных решений для передачи СВЧ сигналов «FORSTAR».



JONHON

«JONHON» (основан в 1970 г.)

Разъемы специального, военного и аэрокосмического назначения:

(Применяются в военной, авиационной, аэрокосмической, морской, железнодорожной, горно- и нефтедобывающей отраслях промышленности)

«FORSTAR» (основан в 1998 г.)

ВЧ соединители, коаксиальные кабели, кабельные сборки и микроволновые компоненты:

(Применяются в телекоммуникациях гражданского и специального назначения, в средствах связи, РЛС, а так же военной, авиационной и аэрокосмической отраслях промышленности).



Телефон: 8 (812) 309-75-97 (многоканальный)

Факс: 8 (812) 320-03-32

Электронная почта: ocean@oceanchips.ru

Web: <http://oceanchips.ru/>

Адрес: 198099, г. Санкт-Петербург, ул. Калинина, д. 2, корп. 4, лит. А