

Features

- DIP16, Mini DIP16 or SMD package style
- 1kVDC, 2kVDC or 3kVDC isolation
- Continuous short circuit protected
- Low ripple and noise
- IEC/EN60950-1 certified
- Efficiency up to 83%

Regulated Converters



RW2

2 Watt
MINI DIP16,
DIP16 or SMD
Single & Dual
Output



IEC/EN60950-1 certified

Description

High power-density, 2:1 input voltage range and a wide temperature range of -40°C to +85°C are just some of the characteristics of this versatile DIP16 converter, ideal for highly sophisticated industrial designs where a regulated converter is required but space is at a premium. Three different case styles and isolation options are available.

Selection Guide

| Part Number | Input Voltage Range [VDC] | Output Voltage [VDC] | Output Current [mA] | Efficiency typ. ⁽¹⁾ [%] | max. Capacitive Load ⁽²⁾ [µF] |
|-------------|---------------------------|----------------------|---------------------|------------------------------------|------------------------------------------|
| RW2-053.3S | 4.5-9 | 3.3 | 500 | 68 | 4700 |
| RW2-0505S | 4.5-9 | 5 | 400 | 73 | 1000 |
| RW2-0512S | 4.5-9 | 12 | 166 | 75 | 1000 |
| RW2-0515S | 4.5-9 | 15 | 134 | 75 | 1000 |
| RW2-123.3S | 9-18 | 3.3 | 500 | 69 | 4700 |
| RW2-1205S | 9-18 | 5 | 400 | 75 | 1000 |
| RW2-1212S | 9-18 | 12 | 166 | 80 | 1000 |
| RW2-1215S | 9-18 | 15 | 134 | 80 | 1000 |
| RW2-243.3S | 18-36 | 3.3 | 500 | 70 | 4700 |
| RW2-2405S | 18-36 | 5 | 400 | 78 | 1000 |
| RW2-2412S | 18-36 | 12 | 166 | 83 | 1000 |
| RW2-2415S | 18-36 | 15 | 134 | 83 | 1000 |
| RW2-483.3S | 36-72 | 3.3 | 500 | 73 | 4700 |
| RW2-4805S | 36-72 | 5 | 400 | 76 | 1000 |
| RW2-4812S | 36-72 | 12 | 166 | 81 | 1000 |
| RW2-4815S | 36-72 | 15 | 134 | 81 | 1000 |
| RW2-0505D | 4.5-9 | ±5 | ±200 | 73 | ±680 |
| RW2-0509D | 4.5-9 | ±9 | ±111 | 74 | ±680 |
| RW2-0512D | 4.5-9 | ±12 | ±83 | 75 | ±680 |
| RW2-0515D | 4.5-9 | ±15 | ±67 | 75 | ±680 |
| RW2-1205D | 9-18 | ±5 | ±200 | 75 | ±680 |
| RW2-1209D | 9-18 | ±9 | ±111 | 78 | ±680 |
| RW2-1212D | 9-18 | ±12 | ±83 | 80 | ±680 |
| RW2-1215D | 9-18 | ±15 | ±67 | 80 | ±680 |
| RW2-2405D | 18-36 | ±5 | ±200 | 78 | ±680 |
| RW2-2409D | 18-36 | ±9 | ±111 | 81 | ±680 |
| RW2-2412D | 18-36 | ±12 | ±83 | 83 | ±680 |
| RW2-2415D | 18-36 | ±15 | ±67 | 83 | ±680 |
| RW2-4805D | 36-72 | ±5 | ±200 | 78 | ±680 |
| RW2-4809D | 36-72 | ±9 | ±111 | 81 | ±680 |
| RW2-4812D | 36-72 | ±12 | ±83 | 83 | ±680 |
| RW2-4815D | 36-72 | ±15 | ±67 | 83 | ±680 |

Notes:

Note1: Efficiency is tested at nominal input and full load at +25°C ambient

Note2: Maximum capacitive load is defined as the capacitive load that will allow start up in under 1 second without damage on the converter

Model Numbering



Notes:

Note3: „/H2“ = 2kVDC isolation; „/H3“ = 3kVDC isolation; without suffix standard 1kVDC isolation

Note4: add suffix „/SMD“ for SMD package or „/B“ for Mini DIP16 THT package;
without suffix = standard DIP16 package (refer to “DIP16”)

Ordering Examples:

| | | | | | |
|-------------------|----------|---------|--------|-----------------|--------------------|
| RW2-2405S/B: | 18-36Vin | 5Vout | Single | 1kVDC Isolation | Mini DIP16 Package |
| RW2-1212D/H2: | 9-18Vin | ±12Vout | Dual | 2kVDC Isolation | DIP16 Package |
| RW2-0515D/H3/SMD: | 4.5-9Vin | ±15Vout | Dual | 3kVDC Isolation | SMD Package |
| RW2-4812S/H2/B | 36-72Vin | 12Vout | Single | 2kVDC Isolation | Mini DIP16 Package |

Specifications (measured @ Ta= 25°C, nom. Vin, full load and after warm-up unless otherwise stated)

| BASIC CHARACTERISTICS | | | | |
|------------------------------|-----------------|--------|------|---------|
| Parameter | Condition | Min. | Typ. | Max. |
| Input Voltage Range | 5VDC | 4.5VDC | | 9VDC |
| | nom. Vin= 12VDC | 9VDC | | 18VDC |
| | 24VDC | 18VDC | | 36VDC |
| | 48VDC | 36VDC | | 72VDC |
| Minimum Load (5) | | 10% | | |
| Internal Operating Frequency | | 100KHz | | 700kHz |
| Output Ripple and Noise | 20MHz BW | | | 50mVp-p |

Notes:
Note5: Operation below 10% load won't harm the converter, but specifications may not be met.

| REGULATIONS | | |
|-----------------|------------------|------------|
| Parameter | Condition | Value |
| Output Accuracy | | ±2.0% typ. |
| Line Regulation | | ±0.5% max. |
| Load Regulation | 20% to 100% load | 0.5% typ. |

| PROTECTION | | | |
|-----------------------|-------------------------|---------------------|--------------|
| Parameter | Type | | Value |
| Isolation Voltage (6) | standard without suffix | tested for 1 second | 1kVDC |
| | | rated for 1 minute | 500VAC/60Hz |
| | /H2 version | tested for 1 second | 2kVDC |
| | | rated for 1 minute | 1kVAC/60Hz |
| | /H3 version | tested for 1 second | 3kVDC |
| | | rated for 1 minute | 1.5kVAC/60Hz |
| Isolation Resistance | | | 1GΩ min. |
| Isolation Capacitance | | | 30pF max. |
| Insulation Grade | | | functional |

Notes:
Note6: For repeat Hi-Pot testing, reduce the time and/or the test voltage
Note7: Refer to local safety regulations if input over-current protection is also required. Recommended fuse: slow blow type

Specifications (measured @ Ta= 25°C, nom. Vin, full load and after warm-up unless otherwise stated)

| ENVIRONMENTAL | | |
|-----------------------------|---------------------------------------------|-------------------------------------------------------------------------------|
| Parameter | Condition | Value |
| Operating Temperature Range | full load @ free air convection (see graph) | -40°C to +85°C |
| Maximum Case Temperature | | +100°C |
| Operating Altitude | | 2000m |
| Operating Humidity | non-condensing | 95% RH max. |
| Pollution Degree | | PD2 |
| MTBF | according to MIL-HDBK-217F, G.B. | +25°C +85°C 4366 x 10 ³ hours 658 x 10 ³ hours |

Derating Graph

(@ Chamber and free air convection)



SAFETY AND CERTIFICATIONS

| Certificate Type (Safety) | Report / File Number | Standard |
|---------------------------------------------------------------------------------------|----------------------|---------------------------------------------------------------------|
| Information Technology Equipment, General Requirements for Safety | SPCLVD1605077-10 | IEC60950-1:2005, 2nd Edition + A2:2013 EN60950-1:2006 + A2:2013 |
| Medical Electric Equipment, General Requirements for Safety and Essential Performance | WD-SE-R-180675-A0 | IEC60601-1:2005, 3rd Edition + A1:2012 EN60601-1:2006 + A12:2014 |
| EAC | RU-AT.AB49.B.09571 | TP TC 004/2011 |
| RoHS 2+ | TWNC00635328 | RoHS-2011/65/EU |

| EMC Compliance | Condition | Standard / Criterion |
|----------------------------------------------------------------------------------------------|-------------------------------------------------------|--------------------------------------|
| Electromagnetic compatibility of multimedia equipment - Emission requirements ⁽⁸⁾ | with external filter (see filter suggestion below) | EN55032, Class A EN55032, Class B |

EMC Filtering Suggestions according to EN55032



Notes:

Note8: Filter suggestions are valid for indicated part numbers only.
For other part numbers, please contact RECOM tech support for advice.

Component List Class A

| Models | C1 | C2 | L1 |
|------------------|-----------|-------|-------------------------------------|
| RW2-1212S/H2/SMD | 10µF/100V | 330pF | 5.6µH choke RLS-567 |
| RW2-2405S/H2 | MLCC | | |

Component List Class B

| Models | C1 | C2 | L1 |
|------------------|-----------|-------|------------------------------------|
| RW2-1212S/H2/SMD | 10µF/100V | 330pF | 22µH choke RLS-226 |
| RW2-2405S/H2 | MLCC | | |

Specifications (measured @ Ta= 25°C, nom. Vin, full load and after warm-up unless otherwise stated)

DIMENSION AND PHYSICAL CHARACTERISTICS

| Parameter | Type | Value |
|-------------------|------------|------------------------------------------|
| Material | case | non-conductive black plastic, (UL94 V-0) |
| | potting | epoxy, (UL94 V-0) |
| | PCB | FR4, (UL94 V-0) |
| Dimension (LxWxH) | Mini DIP16 | 22.1 x 12.55 x 8.50mm |
| | DIP16 | 24.2 x 14.50 x 9.70mm |
| | SMD | 24.2 x 14.50 x 10.20mm |
| Weight | | 6.4g typ. |

Dimension Drawing (mm)

DIP16

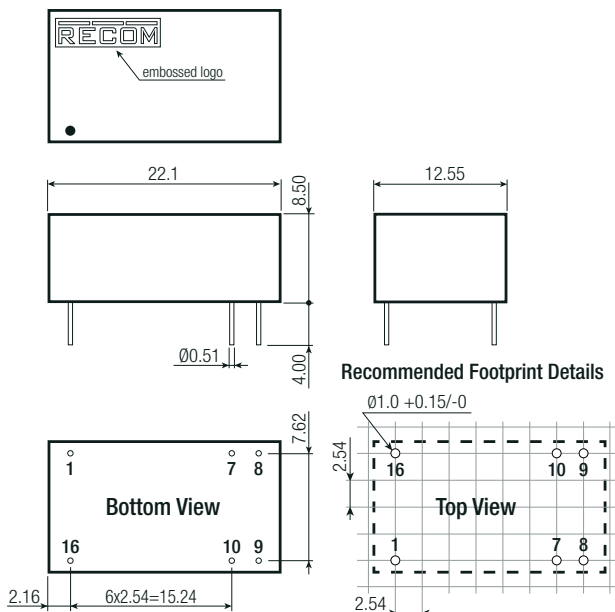


Pinning information

| Pin # | Single | Dual |
|-------|--------|-------|
| 1 | -Vin | -Vin |
| 7 | NC | NC |
| 8 | NC | Com |
| 9 | +Vout | +Vout |
| 10 | -Vout | -Vout |
| 16 | +Vin | +Vin |

Tolerance: xx.x= ±0.5mm
xx.xx= ±0.35mm

Mini DIP16 (/B)



Pinning information

| Pin # | Single | Dual |
|-------|--------|-------|
| 1 | -Vin | -Vin |
| 7 | NC | NC |
| 8 | NC | Com |
| 9 | +Vout | +Vout |
| 10 | -Vout | -Vout |
| 16 | +Vin | +Vin |

Tolerance: xx.x= ±0.5mm
xx.xx= ±0.35mm

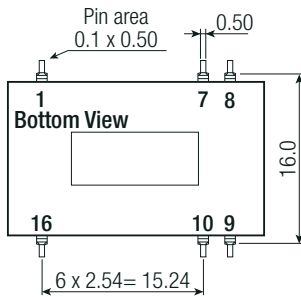
continued on next page

Specifications (measured @ Ta= 25°C, nom. Vin, full load and after warm-up unless otherwise stated)

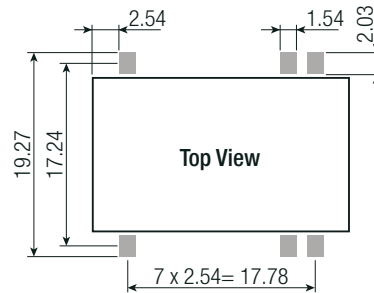
Dimension Drawing SMD (mm)



SMD (/SMD)



Recommended Footprint Details



Pinning information

| Pin # | Single | Dual |
|-------|--------|-------|
| 1 | -Vin | -Vin |
| 7 | NC | NC |
| 8 | NC | Com |
| 9 | +Vout | +Vout |
| 10 | -Vout | -Vout |
| 16 | +Vin | +Vin |

Tolerance: xx.x=±0.5mm
xx.xx=±0.35mm

| PACKAGING INFORMATION | | |
|-----------------------------|-----------------------------|-----------------------|
| Parameter | Type | Value |
| Packaging Dimension (LxWxH) | tube | 530.0 x 21.0 x 18.0mm |
| Packaging Quantity | DIP16 and SMD Mini DIP16 | 20pcs 22pcs |
| Storage Temperature Range | | -55°C to +125°C |
| Storage Humidity | non-condensing | 95% RH max. |

The product information and specifications may be subject to changes even without prior written notice. The product has been designed for various applications; its suitability lies in the responsibility of each customer. The products are not authorized for use in safety-critical applications without RECOM's explicit written consent. A safety-critical application is an application where a failure may reasonably be expected to endanger or cause loss of life, inflict bodily harm or damage property. The applicant shall indemnify and hold harmless RECOM, its affiliated companies and its representatives against any damage claims in connection with the unauthorized use of RECOM products in such safety-critical applications.

Компания «Океан Электроники» предлагает заключение долгосрочных отношений при поставках импортных электронных компонентов на взаимовыгодных условиях!

Наши преимущества:

- Поставка оригинальных импортных электронных компонентов напрямую с производств Америки, Европы и Азии, а так же с крупнейших складов мира;
- Широкая линейка поставок активных и пассивных импортных электронных компонентов (более 30 млн. наименований);
- Поставка сложных, дефицитных, либо снятых с производства позиций;
- Оперативные сроки поставки под заказ (от 5 рабочих дней);
- Экспресс доставка в любую точку России;
- Помощь Конструкторского Отдела и консультации квалифицированных инженеров;
- Техническая поддержка проекта, помощь в подборе аналогов, поставка прототипов;
- Поставка электронных компонентов под контролем ВП;
- Система менеджмента качества сертифицирована по Международному стандарту ISO 9001;
- При необходимости вся продукция военного и аэрокосмического назначения проходит испытания и сертификацию в лаборатории (по согласованию с заказчиком);
- Поставка специализированных компонентов военного и аэрокосмического уровня качества (Xilinx, Altera, Analog Devices, Intersil, Interpoint, Microsemi, Actel, Aeroflex, Peregrine, VPT, Syfer, Eurofarad, Texas Instruments, MS Kennedy, Miteq, Cobham, E2V, MA-COM, Hittite, Mini-Circuits, General Dynamics и др.);

Компания «Океан Электроники» является официальным дистрибьютором и эксклюзивным представителем в России одного из крупнейших производителей разъемов военного и аэрокосмического назначения «**JONHON**», а так же официальным дистрибьютором и эксклюзивным представителем в России производителя высокотехнологичных и надежных решений для передачи СВЧ сигналов «**FORSTAR**».



JONHON

«**JONHON**» (основан в 1970 г.)

Разъемы специального, военного и аэрокосмического назначения:

(Применяются в военной, авиационной, аэрокосмической, морской, железнодорожной, горно- и нефтедобывающей отраслях промышленности)

«**FORSTAR**» (основан в 1998 г.)

ВЧ соединители, коаксиальные кабели, кабельные сборки и микроволновые компоненты:

(Применяются в телекоммуникациях гражданского и специального назначения, в средствах связи, РЛС, а так же военной, авиационной и аэрокосмической отраслях промышленности).



Телефон: 8 (812) 309-75-97 (многоканальный)

Факс: 8 (812) 320-03-32

Электронная почта: ocean@oceanchips.ru

Web: <http://oceanchips.ru/>

Адрес: 198099, г. Санкт-Петербург, ул. Калинина, д. 2, корп. 4, лит. А