

# Features


- Continuous short circuit protection
- Efficiency up to 79%
- Universal input 80-264VAC
- 100mW no load power consumption
- Isolated output 3.75kVAC / 1 min
- EN, UL and CE/EAC certified

# Regulated Converters

# RECOM AC/DC Converter

## RAC04-C/230

### 4 Watt Single & Dual Output



IEC/EN60950-1 certified  
 IEC/EN62368-1 certified  
 UL60950-1 certified  
 CSA/CAN 22.2 60950-1-07 certified  
 CB Report  
 EN55032 compliance  
 EN55024 compliance

## Description

The RAC04-C/230 series are fully certified single and dual regulated AC/DC converters in an encapsulated PCB-mount package style with 3.75kVAC isolation and very low standby power consumption. The converters have SC protected single as well as dual outputs and meet EN55032 class B without any external components. Uses include board-level power supplies, home automation, instrumentation systems and standby applications.

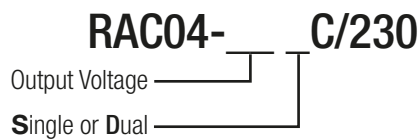
## Selection Guide

Part Number	Input Voltage Range [VAC]	Output Voltage [VDC]	Output Current [mA]	Efficiency typ [%]	Max. Capacitive Load <sup>(1)</sup> [µF]
RAC04-3.3SC/230	80-264	3.3	1200	72	10000
RAC04-05SC/230	80-264	5	800	75	7200
RAC04-12SC/230	80-264	12	333	77	1000
RAC04-15SC/230	80-264	15	267	78	820
RAC04-24SC/230	80-264	24	167	79	220
RAC04-0512DC/230	80-264	5/12	720/33	75	4700/100
RAC04-05DC/230	80-264	±5	±400	76	±3300
RAC04-12DC/230	80-264	±12	±166	78	±680

### Notes:

Note1: measured at 115VAC

## Model Numbering



### Ordering Examples:

- e.g. RAC04-3.3SC/230, 3.3VDC single output
- e.g. RAC04-05DC/230, 5VDC dual output

Specifications (measured at Ta= 25°C, nominal input voltage, full load otherwise noted)

BASIC CHARACTERISTICS					
Parameter	Condition		Min.	Typ.	Max.
Input Voltage Range <sup>(2)</sup>			80VAC 113VDC		264VAC 373VDC
Input Current	115VAC 230VAC				98mA 64mA
Inrush Current	<0.5ms cold start at 25°C	115VAC 230VAC			15A 30A
No load Power Consumption	115VAC/230VAC				100mW
Input Frequency Range	AC Input		47Hz		440Hz
Hold-up time	115VAC			15ms	
Internal Operating Frequency	100% load at nominal Vin			67kHz	
Minimum Load			0%		
Output Ripple and Noise <sup>(3)</sup>				200mVp-p	

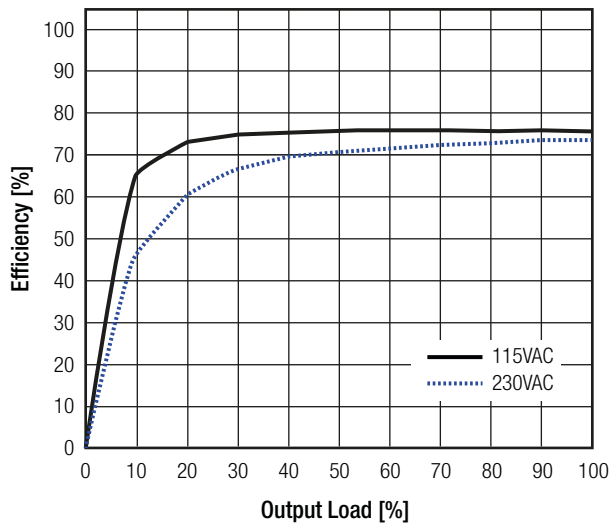
**Notes:**

Note2: Refer to line derating graph on page PA-4

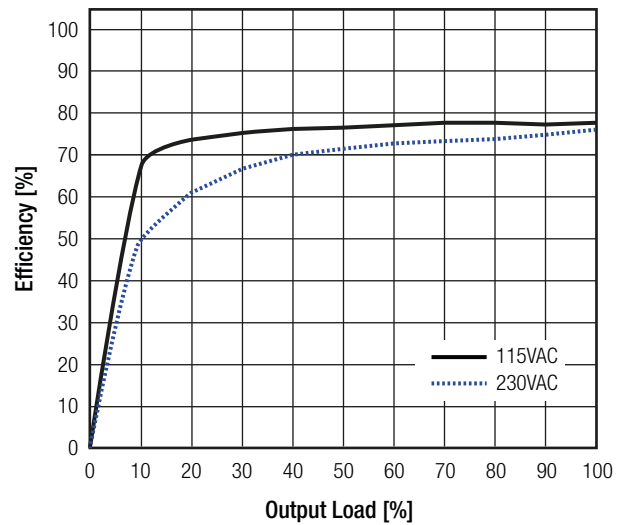
Note3: Ripple and Noise is measured at 20MHz bandwidth and with a 47µF low-ESR electrolytic capacitor in parallel with a 0.1µF ceramic capacitor across output

**Efficiency vs. Load**

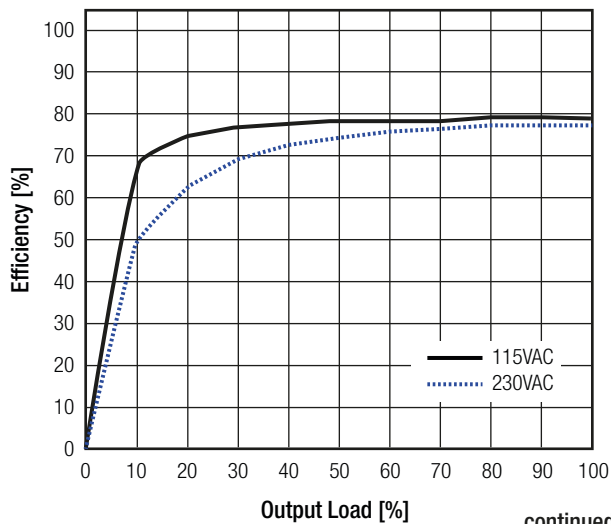
**RAC04-3.3SC/230**



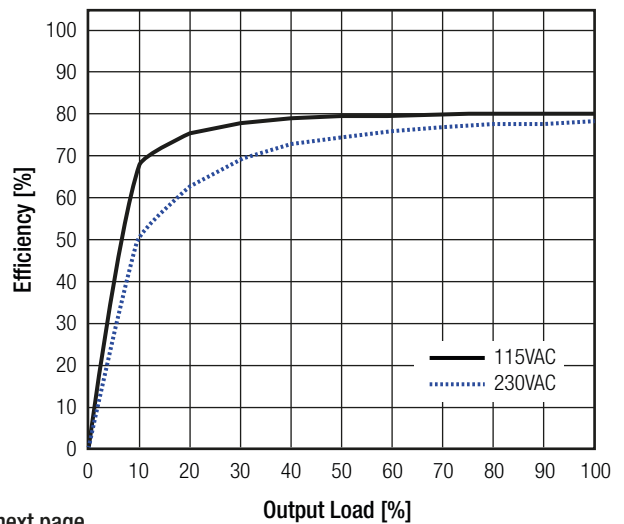
**RAC04-05SC/230**



**RAC04-12SC/230**

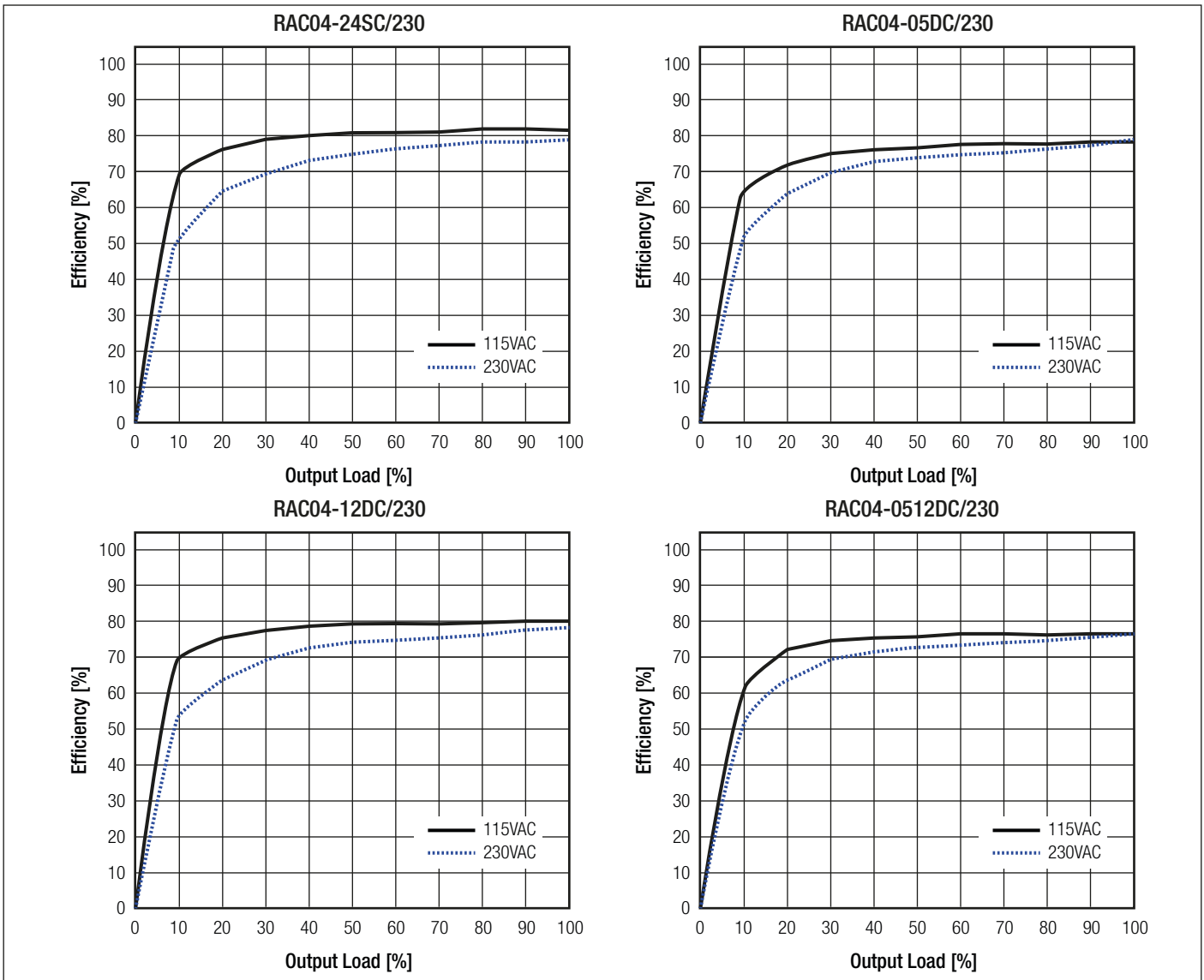


**RAC04-15SC/230**



continued on next page

Specifications (measured at Ta= 25°C, nominal input voltage, full load otherwise noted)



REGULATIONS			
Parameter	Condition		Value
Output Accuracy	single and dual		±2.0% typ.
	5V/12V dual assymetrical		±2.0% / ±10.0% typ.
Line Regulation	90-264VAC	single and dual	±0.2% typ.
		5V/12V dual assymetrical	±0.2% / ±1.0% typ.
Load Regulation	10% to 100% load	3.3V, 5V output	1.0% typ.
		all others	0.5% typ.
		5V/12V dual assymetrical	1.0% / 5.0% typ.

PROTECTIONS			
Parameter	Type		Value
Short Circuit Protection (SCP)			automatic recovery
Over Voltage Category			OVC II
Isolation Voltage	I/P to O/P	tested for 1 minute	3.75kVAC
Isolation Resistance			100MΩ min.
Insulation Grade			reinforced
Leakage Current	230VAC / 50Hz		0.25mA max.

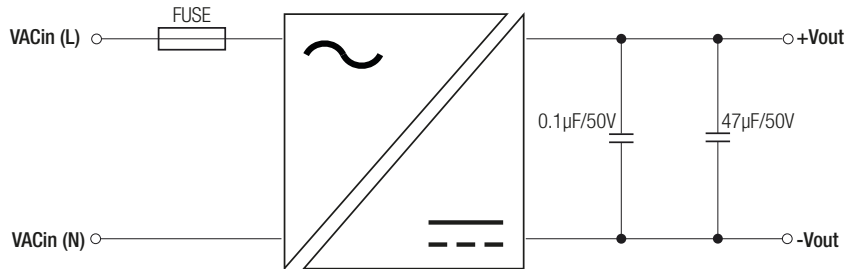
continued on next page

Specifications (measured at Ta= 25°C, nominal input voltage, full load otherwise noted)

**Notes:**

Note4: Refer to local safety regulations if input over-current protection is also required

**Protection Circuit**

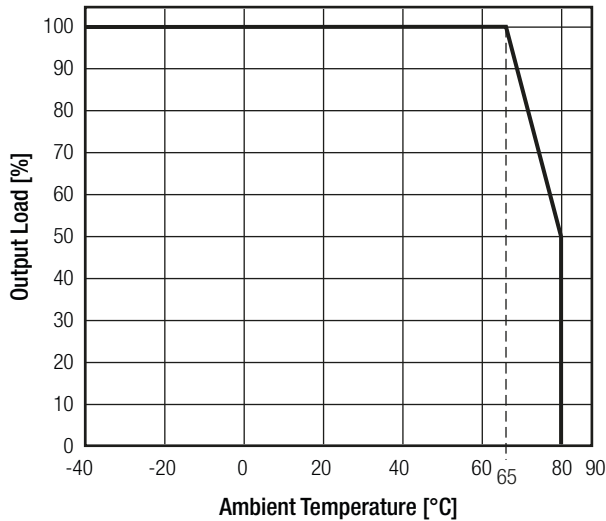


**ENVIRONMENTAL**

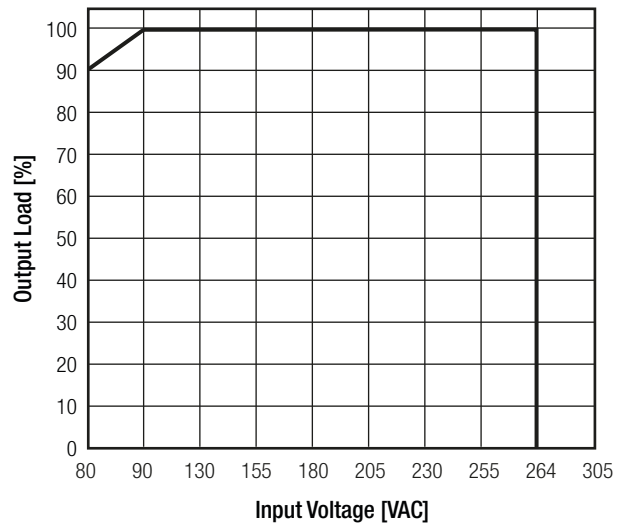
Parameter	Condition		Value
Operating Temperature Range	@ natural convection 0.1m/s	full load	-40°C to +65°C
		refer to derating graph	-40°C to +80°C
Operating Altitude			2000m
Operating Humidity	non-condensing		95% RH max.
Pollution Degree			PD2
Vibration			according to MIL-STD-810F standard
MTBF	according to MIL-HDBK-217F, G.B.	+25°C	500 x 10 <sup>3</sup> hours

**Derating Graph**

(@ Chamber and natural convection 0.1m/s)



**Line Derating**



**SAFETY AND CERTIFICATIONS**

Certificate Type	Report / File Number	Standard
Information Technology Equipment, General Requirements for Safety (CB Scheme)	1310055-1-CB-M1	IEC60950-1:2005, 2nd Edition + A1:2009
Information Technology Equipment, General Requirements for Safety	E224736-A21	UL60950-1, 2nd Edition 2011 CAN/CSA C22.2 No. 60950-1-07, 2nd Edition, 2011
Audio/video, information and communication technology equipment - Safety requirements	AL106051	EN62368-1:2014 IEC62368-1:2014 2nd Edition
EAC	RU-AT.03.67361	TP TC 004/020, 2011
RoHS2+		RoHS-2011/65/EU + AM-2015/863

continued on next page

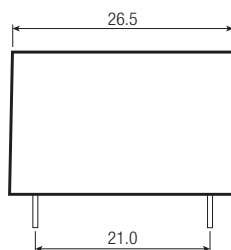
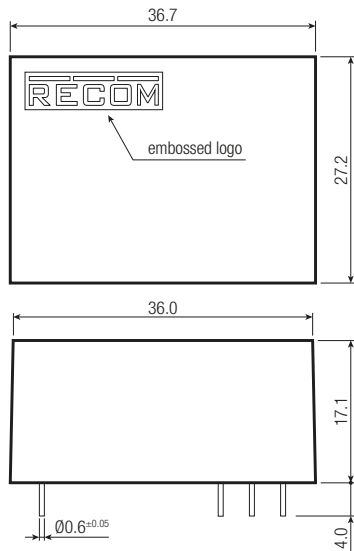
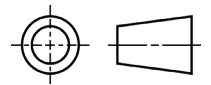
**Specifications** (measured at Ta= 25°C, nominal input voltage, full load otherwise noted)

EMC Compliance	Report / File Number	Standard / Criterion
Electromagnetic compatibility of multimedia equipment - Emission requirements	T160225D10-E	EN55032, Class B
Information technology equipment - Immunity characteristics - Limits and methods of measurement		EN55024:2010
ESD Electrostatic discharge immunity test	Air: ±2, 4, 8kV Contact: ±4kV	IEC61000-4-2:2008, Criteria A
Radiated, radio-frequency, electromagnetic field immunity test	3V/m	IEC61000-4-3:2010, Criteria A
Fast Transient and Burst Immunity	AC Power Port: ±1kV	IEC61000-4-4:2004 + A1:2010, Criteria A
Surge Immunity	AC Power Port: L-N ±1kV	IEC61000-4-5:2005, Criteria A
Immunity to conducted disturbances, induced by radio-frequency fields	AC Power Port: 3V	IEC61000-4-6:2008, Criteria A
Power Magnetic Field Immunity	50Hz, 1A/m	IEC61000-4-8:2009, Criteria A
Voltage Dips and Interruptions	Voltage Dips: >95%	IEC61000-4-11:2004, Criteria A
	Voltage Dips: 30%	IEC61000-4-11:2004, Criteria A
	Interruptions: >95%	IEC61000-4-11:2004, Criteria B

**DIMENSION AND PHYSICAL CHARACTERISTICS**

Parameter	Type	Value
Material	case potting PCB	black plastic (JL94 V-0) silicone (JL94 V-0) FR4 (JL94 V-0)
Dimension (LxWxH)		36.7 x 27.2 x 17.1mm
Weight		31.5g typ.

**Dimension Drawing (mm)**



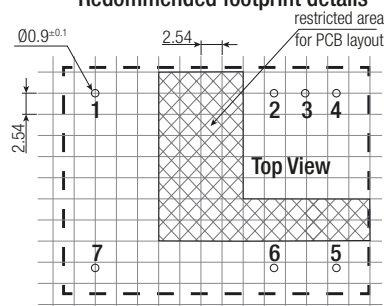
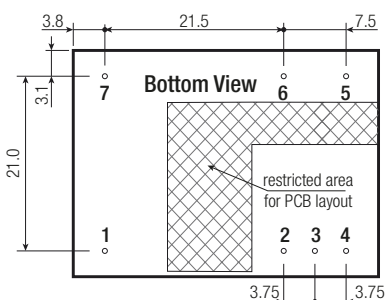
**Pinning information**

Pin #	Single	Dual	Dual (assymetric)
1	No Pin	No Pin	No Pin
2	+Vout	+Vout	+5Vout
3	-Vout	Com	Com
4	NC	-Vout	+12Vout
5	VAC in (L)	VAC in (L)	VAC in (L)
6	VAC in (N)	VAC in (N)	VAC in (N)
7	NC*	NC*	NC*

\*Pin 7 is NC but need 4mm minimum clearance to ground for safety

NC= no connection  
Tolerance: xx.x= ±0.5mm  
xx.xx= ±0.25mm

**Redommended footprint details**



Specifications (measured at Ta= 25°C, nominal input voltage, full load otherwise noted)

### PACKAGING INFORMATION

Parameter	Type	Value
Packaging Dimension (LxWxH)	tube	520.0 x 32.0 x 27.0mm
Packaging Quantity		12pcs
Storage Temperature Range		-40°C to +100°C

The product information and specifications may be subject to changes even without prior written notice. The product has been designed for various applications; its suitability lies in the responsibility of each customer. The products are not authorized for use in safety-critical applications without RECOM's explicit written consent. A safety-critical application is an application where a failure may reasonably be expected to endanger or cause loss of life, inflict bodily harm or damage property. The applicant shall indemnify and hold harmless RECOM, its affiliated companies and its representatives against any damage claims in connection with the unauthorized use of RECOM products in such safety-critical applications.

Компания «Океан Электроники» предлагает заключение долгосрочных отношений при поставках импортных электронных компонентов на взаимовыгодных условиях!

Наши преимущества:

- Поставка оригинальных импортных электронных компонентов напрямую с производств Америки, Европы и Азии, а так же с крупнейших складов мира;
- Широкая линейка поставок активных и пассивных импортных электронных компонентов (более 30 млн. наименований);
- Поставка сложных, дефицитных, либо снятых с производства позиций;
- Оперативные сроки поставки под заказ (от 5 рабочих дней);
- Экспресс доставка в любую точку России;
- Помощь Конструкторского Отдела и консультации квалифицированных инженеров;
- Техническая поддержка проекта, помощь в подборе аналогов, поставка прототипов;
- Поставка электронных компонентов под контролем ВП;
- Система менеджмента качества сертифицирована по Международному стандарту ISO 9001;
- При необходимости вся продукция военного и аэрокосмического назначения проходит испытания и сертификацию в лаборатории (по согласованию с заказчиком);
- Поставка специализированных компонентов военного и аэрокосмического уровня качества (Xilinx, Altera, Analog Devices, Intersil, Interpoint, Microsemi, Actel, Aeroflex, Peregrine, VPT, Syfer, Eurofarad, Texas Instruments, MS Kennedy, Miteq, Cobham, E2V, MA-COM, Hittite, Mini-Circuits, General Dynamics и др.);

Компания «Океан Электроники» является официальным дистрибьютором и эксклюзивным представителем в России одного из крупнейших производителей разъемов военного и аэрокосмического назначения «JONHON», а так же официальным дистрибьютором и эксклюзивным представителем в России производителя высокотехнологичных и надежных решений для передачи СВЧ сигналов «FORSTAR».



## JONHON

«JONHON» (основан в 1970 г.)

Разъемы специального, военного и аэрокосмического назначения:

(Применяются в военной, авиационной, аэрокосмической, морской, железнодорожной, горно- и нефтедобывающей отраслях промышленности)

«FORSTAR» (основан в 1998 г.)

ВЧ соединители, коаксиальные кабели, кабельные сборки и микроволновые компоненты:

(Применяются в телекоммуникациях гражданского и специального назначения, в средствах связи, РЛС, а так же военной, авиационной и аэрокосмической отраслях промышленности).



Телефон: 8 (812) 309-75-97 (многоканальный)

Факс: 8 (812) 320-03-32

Электронная почта: [ocean@oceanchips.ru](mailto:ocean@oceanchips.ru)

Web: <http://oceanchips.ru/>

Адрес: 198099, г. Санкт-Петербург, ул. Калинина, д. 2, корп. 4, лит. А