

# Wireless Heavy-Duty Limit Switch with Eyelet-Pull (WLS Series)

## Limitless™ Switch



### DESCRIPTION

Honeywell is extending its Limitless™ WLS Series of Heavy Duty Wireless Limit Switches with an eyelet-pull operating head that can be used to attach a rope, cable or chain. It also can be used on cranes as an anti-two-block (A2B) switch.

### FEATURES

#### Wireless design

- Radio (license-free and global): WPAN 802.15.4, 2.4 GHz, point-to-point
- FCC 15, IC, ACMA, ETSI, COFETEL, WPC, IDA, ANATEL, SRRC, and KCC
- Up to 1000 ft [305 m] line of sight communication range when used with a Limitless™ WPMM Series wireless monitor or WDRR Series receiver module (sold separately)
- Reliable, flexible, and secure wireless transmission
- Long-life standard replaceable battery
- Direct or remote mount antenna options

#### Mechanical design

- IP67/IP68; NEMA 1, 4, 6, 6P, 12, 13
- Unique all-metal drive train
- Zinc head and body are phosphate treated and epoxy finished
- Tested to 750 lb of pull force
- Captive head and body screws

The Limitless™ Series benefits remote monitoring applications where wiring or wire maintenance is not physically possible or economically feasible. Combining this greater flexibility with proven harsh-duty packaging can result in increased efficiencies and improved safety for machines, equipment, OEMs, and operators.

### BENEFITS

- Enables presence/absence detection in remote parts of application/machinery, where wiring is an issue or not feasible
- Ability to reconfigure multiple switches that easily allows for adding, subtracting or relocating Limitless™ WLS switches
- Reduces installation/maintenance costs with no wires, conduit, strain relief, clips, connectors, or connection boxes
- Eliminates issues with wire connection integrity on moving equipment
- Consumes ultra-low power to prolong battery life

### APPLICATIONS

- Cranes: A2B (anti-two block) switch
- Rope-pull: door activation switch
- Cable pull for production stop applications (e.g., quality, broken tool, maintenance, out of parts); not applicable to human safety-stop applications

# Limitless™ Series

**Table 1. General Limitless™ WLS-EP Series Specifications**

Characteristic	Parameter
<b>Series name</b>	WLS Series
<b>Product type</b>	Limitless™ Wireless Heavy-Duty Limit Switches
<b>Operating characteristics</b>	Operating force: 7 lb approx. or 18 lb approx.
<b>Actuator</b>	Eyelet-pull operating head (pull eyelet in-line with shaft to prevent damage)
<b>Housing material</b>	Zinc head and body are phosphate treated and epoxy finished
<b>Housing type</b>	WLS
<b>Radio type</b>	WPAN 802.15.4; 2.4GHz
<b>Communication agency approvals/certificates*</b>	<ul style="list-style-type: none"> <li>- FCC 15.247: United States of America</li> <li>- IC RSS 210: Canada</li> <li>- ETSI, CE mark: European countries</li> <li>- ACMA, C-TICK: Australia, New Zealand</li> <li>- IDA: Singapore</li> <li>- COFETEL: Mexico</li> <li>- WPC: India</li> <li>- ANATEL: Brazil</li> <li>- SRRC: China</li> <li>- KCC: South Korea</li> </ul>
<b>Antenna type</b>	RP-SMA jack for direct or remote mount antenna options; omni-directional
<b>Signal range</b>	In excess of 305 m [1000 ft] line-of-sight communication between Limitless™ switches and monitor/receiver when using 2.2 dBi integral antenna
<b>Battery</b>	3.6 Vdc Lithium Thionyl Chloride; 2/3 AA size (Est. life >1yr) Manufactured by Uniwell, part number DEV-10-0009; or Green Energy, part number ER14335M
<b>Sealing</b>	IP67/IP68; NEMA 1, 4, 6, 6P, 12, 13
<b>EMC</b>	Latest applicable standards: EN 300 328, V1.7.1; EN 61326-1 (2006); EN 301 489-1, V1.8.1; EN 301 489-17, V2.1.1
<b>Shock</b>	IEC 60068-2-27; half sine, 10 g, 6 mS, 3 axis
<b>Vibration</b>	IEC 60068-2-6; 10-500Hz w/ 0,35 mm peak-to-peak, 58-500 Hz- 5g
<b>Operating temperature</b>	-40 °C to 85 °C [-40 °F to 185 °F]

\*Honeywell is continuing to add new Country Communication Agency Approvals as opportunities and requirements are established.

**Table 2. Standard Listings**

Part Number	Description
WLS1A11AQ-4P01	Limitless™ WLS Series heavy-duty limit switch with 7 lb low-force eyelet pull operating head, head assembled with actuator to left side, 0 dBi omni antenna, for use in US Canada, and Mexico
WLS1A11BQ-4P01	Limitless™ WLS Series heavy-duty limit switch with 7 lb low-force eyelet pull operating head, head assembled with actuator to left side, 0 dBi omni antenna, for use in all other approved countries
WLS1A11AQ-P01	Limitless™ WLS Series heavy-duty limit switch with 7 lb low-force eyelet pull operating head, head assembled with actuator to label side, 0 dBi omni antenna, for use in US Canada, and Mexico
WLS1A11BQ-P01	Limitless™ WLS Series heavy-duty limit switch with 7 lb low-force eyelet pull operating head, head assembled with actuator to label side, 0 dBi omni antenna, for use in all other approved countries
WLS1A11AQ-P02	Limitless™ WLS Series heavy-duty limit switch with 18 lb high-force eyelet pull operating head, head assembled with actuator to label side, 0 dBi omni antenna, for use in US Canada, and Mexico
WLS1A11BQ-P02	Limitless™ WLS Series heavy-duty limit switch with 18 lb high-force eyelet pull operating head, head assembled with actuator to label side, 0 dBi omni antenna, for use in all other approved countries

## Wireless Heavy-Duty Limit Switch with Eyelet-Pull

### NOMENCLATURE TREES

**Limitless™ WLS Side Eyelet Head Switch Nomenclature** (used in conjunction with the Limitless™ WLS Switch)

WLS	1	A	00	A	A	—	3	PO1
Switch type	Gen Code	RF Code	Antenna type code	Country use code	Operating head code		Modification code	Specials
<b>WLS Series Wireless</b>	<b>1</b> Version 1	<b>A</b> 2.4 GHz; IEEE 802.15.4	<b>00</b> No antenna; RP-SMA connector jack	<b>A</b> US, Canada, Mexico	<b>Q</b> See specials		Head assembled with actuator towards nameplate surface	<b>PO1</b> Eyelet-pull operating head (low force, 7 lb ref.)
			<b>01</b> 2.2 dBi omni w/switch mount; straight design	<b>B</b> All other approved countries <sup>1,2,3</sup>			<b>3</b> Head assembled with actuator to right side	<b>PO2</b> Eyelet-pull operating head (high force, 18 lb ref.)
			<b>02</b> 2.2 dBi omni w/switch mount; tilt/swivel	<sup>1</sup> Use with antenna type codes 00 - 03, 05, 10, 11 only; usage also allowed in Country Code A.			<b>4</b> Head assembled with actuator to left side	
			<b>03</b> 3.0 dBi omni w/remote adhesive mount 9.8 ft cable	<sup>2</sup> Some countries require specific communication certifications. Contact Honeywell for existing certification information.			<b>5</b> Head assembled with actuator to mounting surface	
			<b>04</b> 5.5 dBi omni w/remote mag. mount, tilt/swivel 5 ft cable	<sup>3</sup> If Limitless devices are used on machinery that may be shipped globally, use Country Code "B".				
			<b>05</b> 5.5 dBi omni w/remote mag. mount, tilt/swivel 10 ft cable					
			<b>06</b> 9.0 dBi omni w/remote mag. mount, tilt/swivel 5 ft cable					
			<b>07</b> 9.0 dBi omni w/remote mag. mount, tilt/swivel 10 ft cable					
			<b>08</b> 8.0 dBi omni w/remote bkt. mount, str. design 3 ft cable					
			<b>09</b> 8.0 dBi omni w/remote bkt. mount, str. design 11 ft cable					
			<b>10</b> 2.2 dBi omni w/remote mag. mount, tilt/swivel 10 ft cable					
			<b>11</b> 0 dBi omni w/switch mount; straight design					

**Limitless™ WPMM Monitor Nomenclature** (used in conjunction with the Limitless™ WLS Switch)

WPMM	1	A	00	A
Switch type	Gen Code	RF Code	Antenna type code	Country use code
<b>WPMM Series Monitor</b>	<b>1</b> Version 1	<b>A</b> 2.4 GHz; IEEE 802.15.4	<b>00</b> No antenna; RP-SMA connector jack	<b>A</b> US, Canada, Mexico
			<b>01</b> 2.2 dBi omni w/switch mount; straight design	<b>B</b> All other approved countries <sup>1,2,3</sup>
			<b>02</b> 2.2 dBi omni w/switch mount; tilt/swivel	<sup>1</sup> Use with antenna type codes 00 - 03, 05, 10, 11 only; usage also allowed in Country Code A.
			<b>03</b> 3.0 dBi omni w/remote adhesive mount 9.8 ft cable	<sup>2</sup> Some countries require specific communication certifications. Contact Honeywell for existing certification information.
			<b>04</b> 5.5 dBi omni w/remote mag. mount, tilt/swivel 5 ft cable	<sup>3</sup> If Limitless devices are used on machinery that may be shipped globally, use country code "B".
			<b>05</b> 5.5 dBi omni w/remote mag. mount, tilt/swivel 10ft cable	
			<b>06</b> 9.0 dBi omni w/remote mag. mount, tilt/swivel 5 ft cable	
			<b>07</b> 9.0 dBi omni w/remote mag. mount, tilt/swivel 10ft cable	
			<b>08</b> 8.0 dBi omni w/remote bkt. mount, str. design 3 ft cable	
			<b>09</b> 8.0 dBi omni w/remote bkt. mount, str. design 11 ft cable	
			<b>10</b> 2.2 dBi omni w/remote mag. mount, tilt/swivel 10 ft cable	

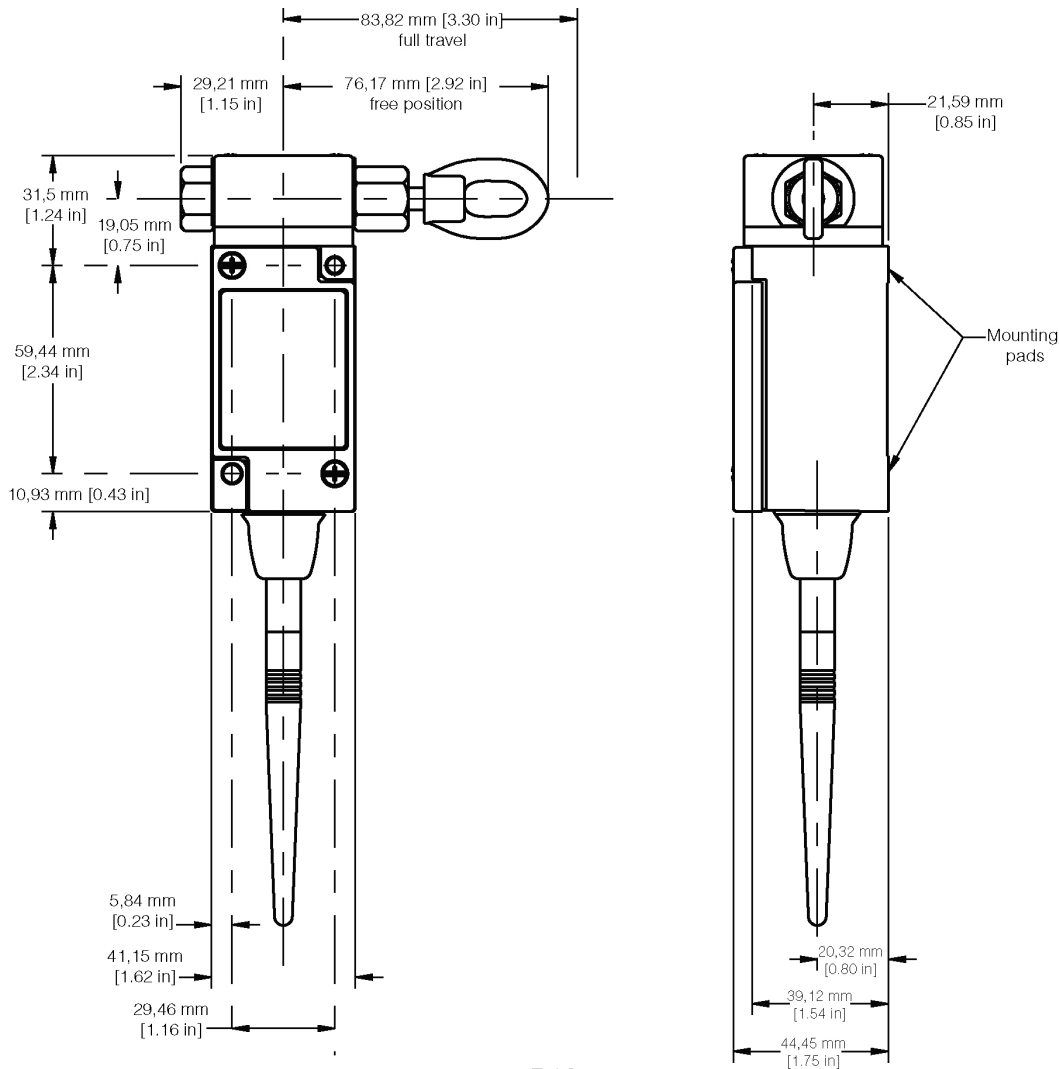
# Limitless™ Series

Limitless™ WDRR Din-Rail Receiver Nomenclature (used in conjunction with the Limitless™ WLS Switch)

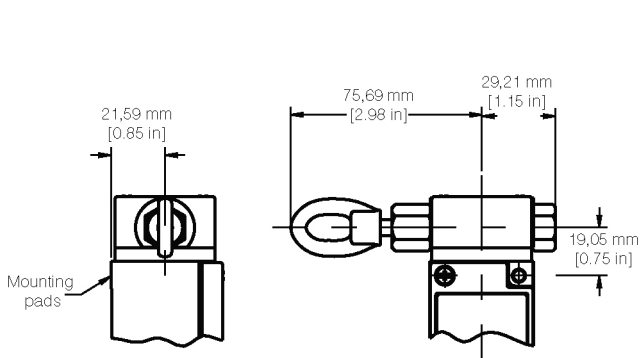
WDRR	1	A	00	A	0	A
Switch type	GEN code	RF Code	Antenna type code	Country use code	Output code	Channel code
WDRR Series Din-Rail Receiver	<b>1</b> Version 1	<b>A</b> 2.4 GHz; IEEE 802.15.4	<b>00</b> No antenna; RP-SMA connector jack	<b>A</b> US, Canada Mexico	<b>0</b> NPN/PNP selectable	<b>A</b> 14 channels
			<b>01</b> 2.2 dBi omni w/switch mount; straight design	<b>B</b> All other approved countries <sup>1,2,3</sup>		
			<b>02</b> 2.2 dBi omni w/switch mount; tilt/swivel	<sup>1</sup> Use with antenna type codes 00 - 03, 05, 10, 11 only; usage allowed in Country Code A.  <sup>2</sup> Some countries require specific communication certifications. Contact Honeywell for existing certification information.  <sup>3</sup> If Limitless™ devices are used on machinery that may be shipped globally, use Country Code "B".		
			<b>03</b> 3.0 dBi omni w/remote adhesive mount 9.8 ft cable			
			<b>04</b> 5.5 dBi omni w/remote mag. mount, tilt/swivel 5 ft cable			
			<b>05</b> 5.5 dBi omni w/remote mag. mount, tilt/swivel 10 ft cable			
			<b>06</b> 9.0 dBi omni w/remote mag. mount, tilt/swivel 5 ft cable			
			<b>07</b> 9.0 dBi omni w/remote mag. mount, tilt/swivel 10 ft cable			
			<b>08</b> 8.0 dBi omni w/remote bkt. mount, str. design 3 ft cable			
			<b>09</b> 8.0 dBi omni w/remote bkt. mount, str. design 11 ft cable			
			<b>10</b> 2.2 dBi omni w/remote mag. mount, tilt/swivel 10 ft cable			

# Wireless Heavy-Duty Limit Switch with Eyelet-Pull

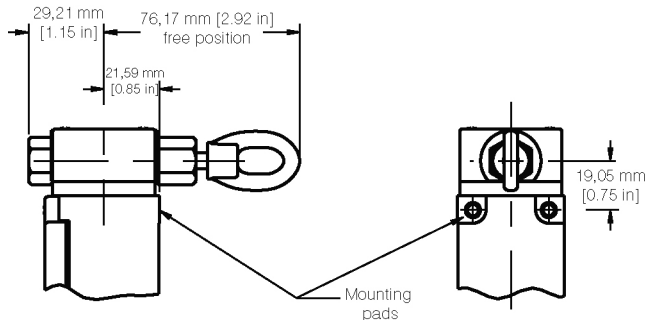
**DIMENSIONS**



**P01  
WITH EYELET-PULL OPERATING HEAD  
ASSEMBLED PER MODIFICATION CODE 3**



**P01  
WITH EYELET-PULL OPERATING HEAD  
ASSEMBLED PER MODIFICATION CODE 4**



**P01  
WITH EYELET-PULL OPERATING HEAD  
ASSEMBLED PER MODIFICATION CODE 5**

# Limitless™ Series

## ANTENNA OPTIONS



Antenna  
Type Code  
"01"

**WAN01RSP**  
straight design,  
2.2 dBi gain,  
direct mount  
connector



Antenna  
Type Code  
"02"

**WAN02RSP**  
tilt & swivel design,  
2.2 dBi gain,  
direct mount  
connector



Antenna Type  
Code "03"

**WAN03RSP**  
flat design,  
3 dBi gain,  
adhesive mount



Antenna Type  
Code "04"

**WAN05RSP &  
WAMM100RSP-005**  
T/S, 9 dBi gain,  
magnetic mount



**WAN06RNJ**  
straight design,  
8 dBi gain,  
bracket mount



Antenna  
Type Code  
"11"

**WAN07RSP**  
straight design,  
0 dBi gain, direct  
mount connector



**WAN09RSP**

low-profile mobile antenna,  
3.0 dBi gain, magnetic mount



**WAN10RSP**

straight mobile an-  
tenna, 5.0 dBi gain,  
magnetic mount



**WAN11RSP**

low-profile dome antenna,  
4.0 dBi gain, through-hole screw mount



**WPB1**  
WPMM mounting  
bracket



**WPR1**  
WPMM panel mount  
retainer

## Wireless Heavy-Duty Limit Switch with Eyelet-Pull

### ANTENNA CABLE OPTIONS

WCA200RNPRSP-002 Cable Assembly: 2 ft<sup>1</sup>

WCA200RNPRSP-010 Cable Assembly: 10 ft<sup>1</sup>



<sup>1</sup> use only with WAN06RNJ antenna and when extra cable is desired

WCA200RNJRSP-002 Cable Assembly: 2 feet length<sup>2</sup>

WCA200RNJRSP-005 Cable Assembly: 5 feet length<sup>2</sup>

WCA200RNJRSP-010 Cable Assembly: 10 feet length<sup>2</sup>

WCA200RNJRSP-015 Cable Assembly: 15 feet length<sup>2</sup>

WCA200RNJRSP-020 Cable Assembly: 20 feet length<sup>2</sup>

<sup>2</sup> Use when extra cable length is desired and allows connection from RP-SMA jack to RP-SMA plug

### MOUNTING OPTIONS

Limitless™ Panel Mount Accessories

WAMM100RSP-005 Magnetic Antenna Mount: w/ 5 ft of cable<sup>3</sup>

WAMM100RSP-010 Magnetic Antenna Mount: w/ 10 ft of cable<sup>3</sup>



<sup>3</sup> Use only with WAN01RSP, WAN02RSP, WAN04RSP, WAN05RSP, or WAN08RSP antennas

## WARNING

### MISUSE OF DOCUMENTATION

- The information presented in this datasheet is for reference only. DO NOT USE this document as product installation information.
- Complete installation, operation and maintenance information is provided in the instructions supplied with each product.

**Failure to comply with these instructions could result in death or serious injury.**

## WARNING

### PERSONAL INJURY

DO NOT USE these products as safety or emergency stop devices or in any other application where failure of the product could result in personal injury.

**Failure to comply with these instructions could result in death or serious injury.**

## WARNING

Honeywell does not recommend using devices for critical control applications where there is, or may be, a single point of failure or where single points of failure may result in an unsafe condition. It is up to the end-user to weigh the risks and benefits to determine if the products are appropriate for the application based on security, safety and performance. Additionally, it is up to the end-user to ensure that the control strategy results in a safe operating condition if any crucial segment of the control solution fails. Honeywell customers assume full responsibility for learning and meeting the required Declaration of Conformity, Regulations, Guidelines, etc. for each country in their distribution market.

**Warranty.** Honeywell warrants goods of its manufacture as being free of defective materials and faulty workmanship. Honeywell's standard product warranty applies unless agreed to otherwise by Honeywell in writing; please refer to your order acknowledgement or consult your local sales office for specific warranty details. If warranted goods are returned to Honeywell during the period of coverage, Honeywell will repair or replace, at its option, without charge those items it finds defective. **The foregoing is buyer's sole remedy and is in lieu of all warranties, expressed or implied, including those of merchantability and fitness for a particular purpose. In no event shall Honeywell be liable for consequential, special, or indirect damages.**

While we provide application assistance personally, through our literature and the Honeywell web site, it is up to the customer to determine the suitability of the product in the application.

Specifications may change without notice. The information we supply is believed to be accurate and reliable as of this printing. However, we assume no responsibility for its use.

### Find out more

Honeywell serves its customers through a worldwide network of sales offices, representatives and distributors. For application assistance, current specifications, pricing or name of the nearest Authorized Distributor, contact your local sales office. To learn more about Honeywell's sensing and control products, call **+1-815-235-6847** or **1-800-537-6945**, visit **sensing.honeywell.com**, or e-mail inquiries to **info.sc@honeywell.com**

Sensing and Control  
Honeywell  
1985 Douglas Drive North  
Golden Valley, MN 55422  
**sensing.honeywell.com**



Компания «Океан Электроники» предлагает заключение долгосрочных отношений при поставках импортных электронных компонентов на взаимовыгодных условиях!

Наши преимущества:

- Поставка оригинальных импортных электронных компонентов напрямую с производств Америки, Европы и Азии, а так же с крупнейших складов мира;
- Широкая линейка поставок активных и пассивных импортных электронных компонентов (более 30 млн. наименований);
- Поставка сложных, дефицитных, либо снятых с производства позиций;
- Оперативные сроки поставки под заказ (от 5 рабочих дней);
- Экспресс доставка в любую точку России;
- Помощь Конструкторского Отдела и консультации квалифицированных инженеров;
- Техническая поддержка проекта, помощь в подборе аналогов, поставка прототипов;
- Поставка электронных компонентов под контролем ВП;
- Система менеджмента качества сертифицирована по Международному стандарту ISO 9001;
- При необходимости вся продукция военного и аэрокосмического назначения проходит испытания и сертификацию в лаборатории (по согласованию с заказчиком);
- Поставка специализированных компонентов военного и аэрокосмического уровня качества (Xilinx, Altera, Analog Devices, Intersil, Interpoint, Microsemi, Actel, Aeroflex, Peregrine, VPT, Syfer, Eurofarad, Texas Instruments, MS Kennedy, Miteq, Cobham, E2V, MA-COM, Hittite, Mini-Circuits, General Dynamics и др.);

Компания «Океан Электроники» является официальным дистрибьютором и эксклюзивным представителем в России одного из крупнейших производителей разъемов военного и аэрокосмического назначения «JONHON», а так же официальным дистрибьютором и эксклюзивным представителем в России производителя высокотехнологичных и надежных решений для передачи СВЧ сигналов «FORSTAR».



## JONHON

«JONHON» (основан в 1970 г.)

Разъемы специального, военного и аэрокосмического назначения:

(Применяются в военной, авиационной, аэрокосмической, морской, железнодорожной, горно- и нефтедобывающей отраслях промышленности)

«FORSTAR» (основан в 1998 г.)

ВЧ соединители, коаксиальные кабели, кабельные сборки и микроволновые компоненты:

(Применяются в телекоммуникациях гражданского и специального назначения, в средствах связи, РЛС, а так же военной, авиационной и аэрокосмической отраслях промышленности).



Телефон: 8 (812) 309-75-97 (многоканальный)

Факс: 8 (812) 320-03-32

Электронная почта: [ocean@oceanchips.ru](mailto:ocean@oceanchips.ru)

Web: <http://oceanchips.ru/>

Адрес: 198099, г. Санкт-Петербург, ул. Калинина, д. 2, корп. 4, лит. А