

Power Resistors Cooled by Auxiliary Heatsink (Not Supplied) Thick Film Technology


FEATURES

- Cold system without external radiation
- High power / volume ratio
- Non-inductive
- Screw-on or fast-on outputs

STANDARD ELECTRICAL SPECIFICATIONS

MODEL	RESISTANCE RANGE Ω	MAX. RATED POWER $P_{60\text{ }^\circ\text{C}}$ W	TOLERANCE \pm %	TEMPERATURE COEFFICIENT \pm ppm/ $^\circ\text{C}$	E-SERIES OHMIC VALUES
RCEC ISO	0.33 to 1M	100	10, 5 ⁽¹⁾	250 (typical)	E 12

Note

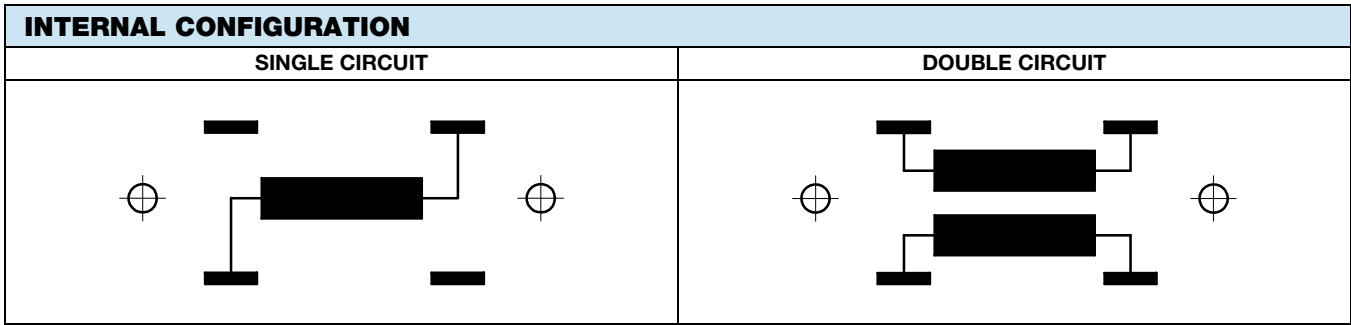
⁽¹⁾ On request.

MECHANICAL SPECIFICATIONS

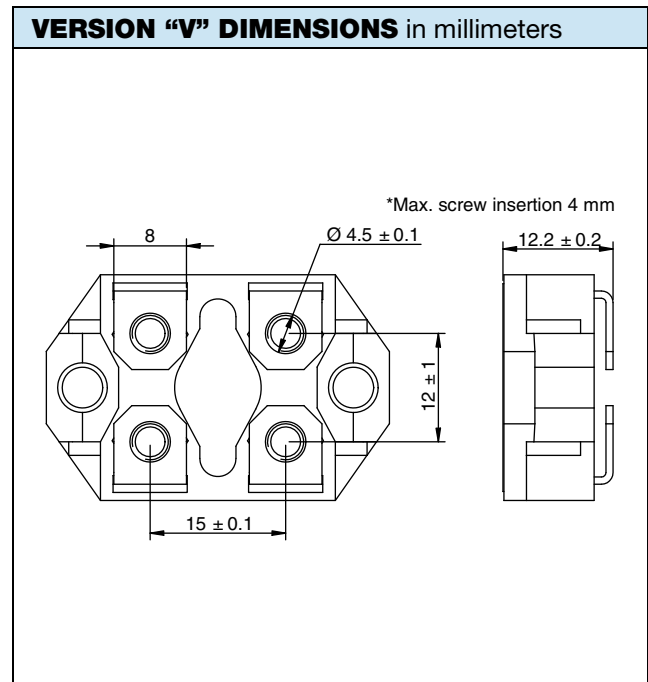
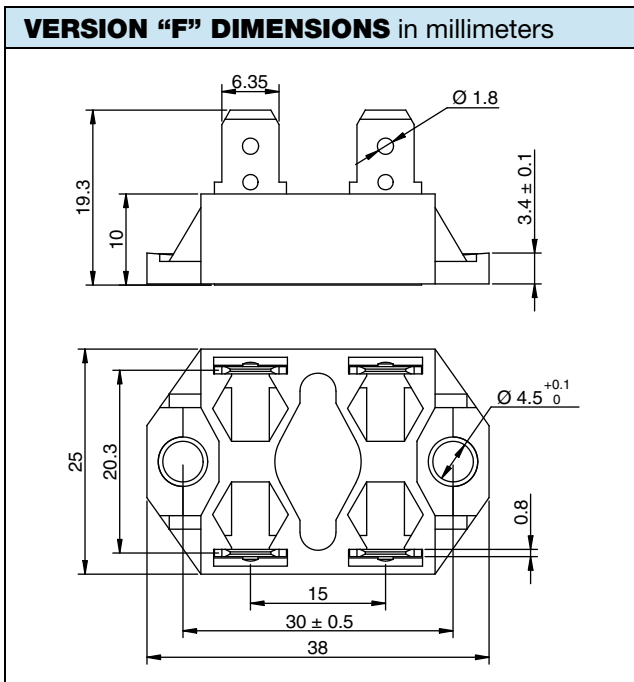
UL 94 flame classifications	Material comply with the standard UL 94 V-0
Resistive element	Cermet
Substrate	Alumina
Encapsulation	Resin filled case

TECHNICAL SPECIFICATIONS

PARAMETER	RCEC ISO
Nominal power rating at 115 $^\circ\text{C}$	25 W
Maximum power rating at 100 $^\circ\text{C}$	50 W
Operating temperature range	-40 $^\circ\text{C}$ to +125 $^\circ\text{C}$
Maximum operating voltage	1500 V
Dielectric strength V_{RMS} (50 Hz / 1 min)	2500 V
Creepage distance	10 mm
Clearance distance	5.5 mm
Capacitance: ground	36 pF
Capacitance: parallel	12 pF
Partial discharge	On request
Inductance	\leq 50 nH
Insulation resistance	10^5 M Ω at 500 V_{CC}
Weight (max.)	20 g


Note

- Tolerance on ohm value for double circuit: $\pm 10\%$.



PERFORMANCES			
TESTS	CONDITIONS	REQUIREMENTS	TYPICAL VALUES
Momentary overload	$4 P_n / 10 \text{ s}$	2 %	0.2 %
Humidity (steady state)	56 days, 40 °C, 95 % HR	2 % or 0.05Ω insul. $> 10^3 \text{ M}\Omega$	0.2 %
VRT	-40 °C to +125 °C 5 cycles	2 % or $0.05 \Omega^{(1)}$	0.2 %
Mechanical shock	40 A / 4000	0.5 % or $0.05 \Omega^{(1)}$	0.25 %
Vibration	500 / 10	0.5 % or $0.05 \Omega^{(1)}$	0.25 %
Terminals strength	130 Ncm / 100 N	1 % or $0.05 \Omega^{(1)}$	0.1 %
Endurance	2000 cycles P_n 30 min / 30 min	5 %	0.2 %

Note

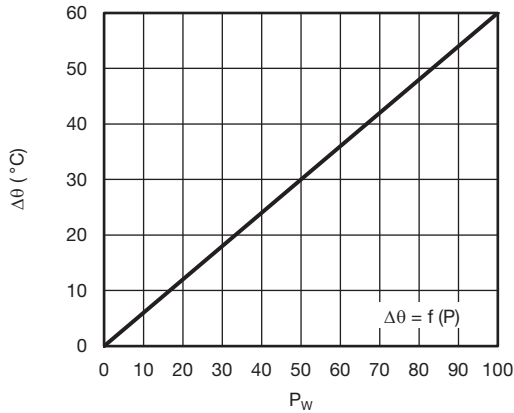
⁽¹⁾ The higher of either value

ENERGY ABSORPTION

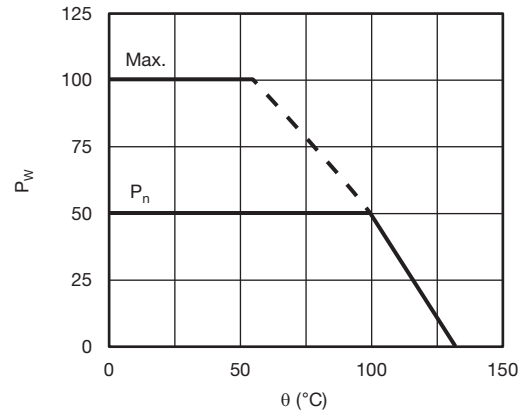
With single resistor, repetitive operation: $0.4 \text{ J/t} = 50 \mu\text{s}$

Other t values: consult us

DISSIPATION



Temperature Rise as a Function of the Power Applied
Overall Thermal Resistance 0.6 °C/W (See Assembly)



Permanent Applicable Power as a Function
of Heatsink Temperature

MECHANICAL ASSEMBLY

Head screw, low or normal height without washers.

Maximum tightening torque:

80 Ncm, mechanical mounting

130 Ncm, electrical connection

COOLING

The temperature of the heatsink may be maintained at the specified values with:

- Forced air ventilation
- Internal circulation of a liquid cooling
- Heatsink contact surface: Ra 6.3 μm
- Evenness defect: 0.05 mm max.
- Surface temperature gradient (isotherm): 20 °C max.
- Thermal compound not supplied (resistance ≤ 0.05 °C/W / 0.025 mm)

The user must select the thermal resistance of the heatsink according to the power applied.

ORDERING INFORMATION			
RCEC ISO	V	10 Ω	10 %
MODEL	VERSION V OR F (SEE DIMENSIONS)	RESISTANCE VALUE (SEE STANDARD ELECTRICAL SPECIFICATIONS)	TOLERANCE (± 5 % or ± 10 %)



Disclaimer

ALL PRODUCT, PRODUCT SPECIFICATIONS AND DATA ARE SUBJECT TO CHANGE WITHOUT NOTICE TO IMPROVE RELIABILITY, FUNCTION OR DESIGN OR OTHERWISE.

Vishay Intertechnology, Inc., its affiliates, agents, and employees, and all persons acting on its or their behalf (collectively, "Vishay"), disclaim any and all liability for any errors, inaccuracies or incompleteness contained in any datasheet or in any other disclosure relating to any product.

Vishay makes no warranty, representation or guarantee regarding the suitability of the products for any particular purpose or the continuing production of any product. To the maximum extent permitted by applicable law, Vishay disclaims (i) any and all liability arising out of the application or use of any product, (ii) any and all liability, including without limitation special, consequential or incidental damages, and (iii) any and all implied warranties, including warranties of fitness for particular purpose, non-infringement and merchantability.

Statements regarding the suitability of products for certain types of applications are based on Vishay's knowledge of typical requirements that are often placed on Vishay products in generic applications. Such statements are not binding statements about the suitability of products for a particular application. It is the customer's responsibility to validate that a particular product with the properties described in the product specification is suitable for use in a particular application. Parameters provided in datasheets and/or specifications may vary in different applications and performance may vary over time. All operating parameters, including typical parameters, must be validated for each customer application by the customer's technical experts. Product specifications do not expand or otherwise modify Vishay's terms and conditions of purchase, including but not limited to the warranty expressed therein.

Except as expressly indicated in writing, Vishay products are not designed for use in medical, life-saving, or life-sustaining applications or for any other application in which the failure of the Vishay product could result in personal injury or death. Customers using or selling Vishay products not expressly indicated for use in such applications do so at their own risk. Please contact authorized Vishay personnel to obtain written terms and conditions regarding products designed for such applications.

No license, express or implied, by estoppel or otherwise, to any intellectual property rights is granted by this document or by any conduct of Vishay. Product names and markings noted herein may be trademarks of their respective owners.

Material Category Policy

Vishay Intertechnology, Inc. hereby certifies that all its products that are identified as RoHS-Compliant fulfill the definitions and restrictions defined under Directive 2011/65/EU of The European Parliament and of the Council of June 8, 2011 on the restriction of the use of certain hazardous substances in electrical and electronic equipment (EEE) - recast, unless otherwise specified as non-compliant.

Please note that some Vishay documentation may still make reference to RoHS Directive 2002/95/EC. We confirm that all the products identified as being compliant to Directive 2002/95/EC conform to Directive 2011/65/EU.

Vishay Intertechnology, Inc. hereby certifies that all its products that are identified as Halogen-Free follow Halogen-Free requirements as per JEDEC JS709A standards. Please note that some Vishay documentation may still make reference to the IEC 61249-2-21 definition. We confirm that all the products identified as being compliant to IEC 61249-2-21 conform to JEDEC JS709A standards.

Компания «Океан Электроники» предлагает заключение долгосрочных отношений при поставках импортных электронных компонентов на взаимовыгодных условиях!

Наши преимущества:

- Поставка оригинальных импортных электронных компонентов напрямую с производств Америки, Европы и Азии, а так же с крупнейших складов мира;
- Широкая линейка поставок активных и пассивных импортных электронных компонентов (более 30 млн. наименований);
- Поставка сложных, дефицитных, либо снятых с производства позиций;
- Оперативные сроки поставки под заказ (от 5 рабочих дней);
- Экспресс доставка в любую точку России;
- Помощь Конструкторского Отдела и консультации квалифицированных инженеров;
- Техническая поддержка проекта, помощь в подборе аналогов, поставка прототипов;
- Поставка электронных компонентов под контролем ВП;
- Система менеджмента качества сертифицирована по Международному стандарту ISO 9001;
- При необходимости вся продукция военного и аэрокосмического назначения проходит испытания и сертификацию в лаборатории (по согласованию с заказчиком);
- Поставка специализированных компонентов военного и аэрокосмического уровня качества (Xilinx, Altera, Analog Devices, Intersil, Interpoint, Microsemi, Actel, Aeroflex, Peregrine, VPT, Syfer, Eurofarad, Texas Instruments, MS Kennedy, Miteq, Cobham, E2V, MA-COM, Hittite, Mini-Circuits, General Dynamics и др.);

Компания «Океан Электроники» является официальным дистрибьютором и эксклюзивным представителем в России одного из крупнейших производителей разъемов военного и аэрокосмического назначения «JONHON», а так же официальным дистрибьютором и эксклюзивным представителем в России производителя высокотехнологичных и надежных решений для передачи СВЧ сигналов «FORSTAR».



JONHON

«JONHON» (основан в 1970 г.)

Разъемы специального, военного и аэрокосмического назначения:

(Применяются в военной, авиационной, аэрокосмической, морской, железнодорожной, горно- и нефтедобывающей отраслях промышленности)

«FORSTAR» (основан в 1998 г.)

ВЧ соединители, коаксиальные кабели, кабельные сборки и микроволновые компоненты:

(Применяются в телекоммуникациях гражданского и специального назначения, в средствах связи, РЛС, а так же военной, авиационной и аэрокосмической отраслях промышленности).



Телефон: 8 (812) 309-75-97 (многоканальный)

Факс: 8 (812) 320-03-32

Электронная почта: ocean@oceanchips.ru

Web: <http://oceanchips.ru/>

Адрес: 198099, г. Санкт-Петербург, ул. Калинина, д. 2, корп. 4, лит. А