

C0G (NP0) Dielectric



General Specifications



C0G (NP0) is the most popular formulation of the “temperature-compensating,” EIA Class I ceramic materials. Modern C0G (NP0) formulations contain neodymium, samarium and other rare earth oxides.

C0G (NP0) ceramics offer one of the most stable capacitor dielectrics available. Capacitance change with temperature is $0 \pm 30 \text{ ppm}/^\circ\text{C}$ which is less than $\pm 0.3\% \Delta C$ from -55°C to $+125^\circ\text{C}$. Capacitance drift or hysteresis for C0G (NP0) ceramics is negligible at less than $\pm 0.05\%$ versus up to $\pm 2\%$ for films. Typical capacitance change with life is less than $\pm 0.1\%$ for C0G (NP0), one-fifth that shown by most other dielectrics. C0G (NP0) formulations show no aging characteristics.

PART NUMBER (see page 2 for complete part number explanation)

0805

Size
(L" x W")

5

Voltage
6.3V = 6
10V = Z
16V = Y
25V = 3
50V = 5
100V = 1
200V = 2
500V = 7

A

Dielectric
C0G (NP0) = A

101

Capacitance Code (In pF)
2 Sig. Digits +
Number of
Zeros

J

Capacitance Tolerance
B = $\pm 10 \text{ pF}$ ($< 10 \text{ pF}$)
C = $\pm 25 \text{ pF}$ ($< 10 \text{ pF}$)
D = $\pm 50 \text{ pF}$ ($< 10 \text{ pF}$)
F = $\pm 1\%$ ($\geq 10 \text{ pF}$)
G = $\pm 2\%$ ($\geq 10 \text{ pF}$)
J = $\pm 5\%$
K = $\pm 10\%$

A

Failure Rate
A = Not
Applicable

T

Terminations
T = Plated Ni
and Sn
7 = Gold Plated

2

Packaging
2 = 7" Reel
4 = 13" Reel
7 = Bulk Cass.
9 = Bulk

A

Special Code
A = Std.
Product

Contact Factory For
1 = Pd/Ag Term

Contact Factory For
Multiples

NOTE: Contact factory for availability of Termination and Tolerance Options for Specific Part Numbers.
Contact factory for non-specified capacitance values.

Temperature Coefficient



Δ Capacitance vs. Frequency



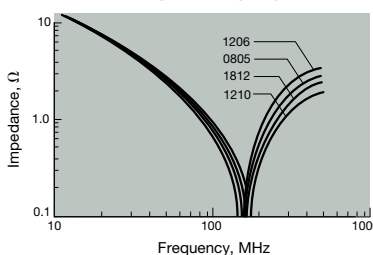
Insulation Resistance vs Temperature



Variation of Impedance with Cap Value
Impedance vs. Frequency
0805 - C0G (NP0)
10 pF vs. 100 pF vs. 1000 pF



Variation of Impedance with Chip Size
Impedance vs. Frequency
1000 pF - C0G (NP0)



Variation of Impedance with Ceramic Formulation
Impedance vs. Frequency
1000 pF - C0G (NP0) vs X7R
0805



COG (NP0) Dielectric



Specifications and Test Methods

Parameter/Test		NP0 Specification Limits	Measuring Conditions	
Operating Temperature Range		-55°C to +125°C	Temperature Cycle Chamber	
Capacitance		Within specified tolerance	Freq.: 1.0 MHz ± 10% for cap ≤ 1000 pF 1.0 kHz ± 10% for cap > 1000 pF Voltage: 1.0Vrms ± .2V	
Q		<30 pF: Q ≥ 400+20 x Cap Value ≥30 pF: Q ≥ 1000	Charge device with rated voltage for 60 ± 5 secs @ room temp/humidity	
Insulation Resistance		100,000MΩ or 1000MΩ - μF, whichever is less	Charge device with 300% of rated voltage for 1-5 seconds, w/charge and discharge current limited to 50 mA (max) Note: Charge device with 150% of rated voltage for 500V devices.	
Dielectric Strength		No breakdown or visual defects	Deflection: 2mm Test Time: 30 seconds 1mm/sec 	
Resistance to Flexure Stresses	Appearance	No defects		
	Capacitance Variation	±5% or ±.5 pF, whichever is greater		
	Q	Meets Initial Values (As Above)		
	Insulation Resistance	≥ Initial Value x 0.3		
Solderability		≥ 95% of each terminal should be covered with fresh solder	Dip device in eutectic solder at 230 ± 5°C for 5.0 ± 0.5 seconds	
Resistance to Solder Heat	Appearance	No defects, <25% leaching of either end terminal	Dip device in eutectic solder at 260°C for 60 seconds. Store at room temperature for 24 ± 2 hours before measuring electrical properties.	
	Capacitance Variation	≤ ±2.5% or ±.25 pF, whichever is greater		
	Q	Meets Initial Values (As Above)		
	Insulation Resistance	Meets Initial Values (As Above)		
Thermal Shock	Appearance	No visual defects	Step 1: -55°C ± 2°	30 ± 3 minutes
	Capacitance Variation	≤ ±2.5% or ±.25 pF, whichever is greater	Step 2: Room Temp	≤ 3 minutes
	Q	Meets Initial Values (As Above)	Step 3: +125°C ± 2°	30 ± 3 minutes
	Insulation Resistance	Meets Initial Values (As Above)	Step 4: Room Temp	≤ 3 minutes
	Dielectric Strength	Meets Initial Values (As Above)	Repeat for 5 cycles and measure after 24 hours at room temperature	
Load Life	Appearance	No visual defects	Charge device with twice rated voltage in test chamber set at 125°C ± 2°C for 1000 hours (+48, -0). Remove from test chamber and stabilize at room temperature for 24 hours before measuring.	
	Capacitance Variation	≤ ±3.0% or ± .3 pF, whichever is greater		
	Q (C=Nominal Cap)	≥ 30 pF: Q ≥ 350 ≥10 pF, <30 pF: Q ≥ 275 +5C/2 <10 pF: Q ≥ 200 +10C		
	Insulation Resistance	≥ Initial Value x 0.3 (See Above)		
	Dielectric Strength	Meets Initial Values (As Above)		
Load Humidity	Appearance	No visual defects	Store in a test chamber set at 85°C ± 2°C/ 85% ± 5% relative humidity for 1000 hours (+48, -0) with rated voltage applied. Remove from chamber and stabilize at room temperature for 24 ± 2 hours before measuring.	
	Capacitance Variation	≤ ±5.0% or ± .5 pF, whichever is greater		
	Q	≥ 30 pF: Q ≥ 350 ≥10 pF, <30 pF: Q ≥ 275 +5C/2 <10 pF: Q ≥ 200 +10C		
	Insulation Resistance	≥ Initial Value x 0.3 (See Above)		
		Dielectric Strength	Meets Initial Values (As Above)	

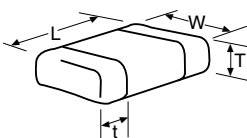
COG (NP0) Dielectric

Capacitance Range



PREFERRED SIZES ARE SHADED

SIZE	01005	0201		0402			0603				0805					1206						
Soldering	Reflow Only	Reflow Only		Reflow/Wave			Reflow/Wave				Reflow/Wave					Reflow/Wave						
Packaging	All Paper	All Paper		All Paper			All Paper				Paper/Embossed					Paper/Embossed						
(L) Length	mm 0.40 ± 0.02 (0.016 ± 0.0008)	0.60 ± 0.03 (0.024 ± 0.001)		1.00 ± 0.10 (0.040 ± 0.004)			1.60 ± 0.15 (0.063 ± 0.006)				2.01 ± 0.20 (0.079 ± 0.008)					3.20 ± 0.20 (0.126 ± 0.008)						
(W) Width	mm 0.20 ± 0.02 (0.008 ± 0.0008)	0.30 ± 0.03 (0.011 ± 0.001)		0.50 ± 0.10 (0.020 ± 0.004)			0.81 ± 0.15 (0.032 ± 0.006)				1.25 ± 0.20 (0.049 ± 0.008)					1.60 ± 0.20 (0.063 ± 0.008)						
(t) Terminal	mm 0.10 ± 0.04 (0.004 ± 0.016)	0.15 ± 0.05 (0.006 ± 0.002)		0.25 ± 0.15 (0.010 ± 0.006)			0.35 ± 0.15 (0.014 ± 0.006)				0.50 ± 0.25 (0.020 ± 0.010)					0.50 ± 0.25 (0.020 ± 0.010)						
WWDC	16	25	50	16	25	50	16	25	50	100	16	25	50	100	200	16	25	50	100	200	500	
Cap (pF)	0.5	A		C	C	C	G	G	G	G	J	J	J	J	J	J	J	J	J	J	J	J
1.0	B		A	C	C	C	G	G	G	G	J	J	J	J	J	J	J	J	J	J	J	J
1.2	B		A	C	C	C	G	G	G	G	J	J	J	J	J	J	J	J	J	J	J	J
1.5	B		A	A	C	C	G	G	G	G	J	J	J	J	J	J	J	J	J	J	J	J
1.8	B		A	A	C	C	C	G	G	G	J	J	J	J	J	J	J	J	J	J	J	J
2.2	B		A	A	C	C	C	G	G	G	J	J	J	J	J	J	J	J	J	J	J	J
2.7	B		A	A	C	C	C	G	G	G	J	J	J	J	J	J	J	J	J	J	J	J
3.3	B		A	A	C	C	C	G	G	G	J	J	J	J	J	J	J	J	J	J	J	J
3.9	B		A	A	C	C	C	G	G	G	J	J	J	J	J	J	J	J	J	J	J	J
4.7	B		A	A	C	C	C	G	G	G	J	J	J	J	J	J	J	J	J	J	J	J
5.6	B		A	A	C	C	C	G	G	G	J	J	J	J	J	J	J	J	J	J	J	J
6.8	B		A	A	C	C	C	G	G	G	J	J	J	J	J	J	J	J	J	J	J	J
8.2	B		A	A	C	C	C	G	G	G	J	J	J	J	J	J	J	J	J	J	J	J
10	B		A	A	C	C	C	G	G	G	J	J	J	J	J	J	J	J	J	J	J	J
12	B		A	A	C	C	C	G	G	G	J	J	J	J	J	J	J	J	J	J	J	J
15	B		A	A	C	C	C	G	G	G	J	J	J	J	J	J	J	J	J	J	J	J
18	B		A	A	C	C	C	G	G	G	J	J	J	J	J	J	J	J	J	J	J	J
22	B		A	A	C	C	C	G	G	G	J	J	J	J	J	J	J	J	J	J	J	J
27	B		A	A	C	C	C	G	G	G	J	J	J	J	J	J	J	J	J	J	J	J
33	A		A	C	C	C	G	G	G	G	J	J	J	J	J	J	J	J	J	J	J	J
39	A		A	C	C	C	G	G	G	G	J	J	J	J	J	J	J	J	J	J	J	J
47	A		A	C	C	C	G	G	G	G	J	J	J	J	J	J	J	J	J	J	J	J
56	A		A	C	C	C	G	G	G	G	J	J	J	J	J	J	J	J	J	J	J	J
68	A		A	C	C	C	G	G	G	G	J	J	J	J	J	J	J	J	J	J	J	J
82	A		A	C	C	C	G	G	G	G	J	J	J	J	J	J	J	J	J	J	J	J
100	A		A	C	C	C	G	G	G	G	J	J	J	J	J	J	J	J	J	J	J	J
120	A		A	C	C	C	G	G	G	G	J	J	J	J	J	J	J	J	J	J	J	J
150	A		A	C	C	C	G	G	G	G	J	J	J	J	J	J	J	J	J	J	J	J
180	A		A	C	C	C	G	G	G	G	J	J	J	J	J	J	J	J	J	J	J	J
220	A		A	C	C	C	G	G	G	G	J	J	J	J	J	J	J	J	J	J	J	M
270	A		A	C	C	C	G	G	G	G	J	J	J	J	M	J	J	J	J	J	J	M
330	A		A	C	C	C	G	G	G	G	J	J	J	J	M	J	J	J	J	J	J	M
390	A		A	C	C	C	G	G	G	G	J	J	J	J	M	J	J	J	J	J	J	M
470	A		A	C	C	C	G	G	G	G	J	J	J	J	M	J	J	J	J	J	J	M
560	A		A	C	C	C	G	G	G	G	J	J	J	J	M	J	J	J	J	J	J	M
680	A		A	C	C	C	G	G	G	G	J	J	J	J	M	J	J	J	J	J	J	P
820	A		A	C	C	C	G	G	G	G	J	J	J	J	M	J	J	J	J	J	J	M
1000	A		A	C	C	C	G	G	G	G	J	J	J	J	M	J	J	J	J	J	J	Q
1200	A		A	C	C	C	G	G	G	G	J	J	J	J	M	J	J	J	J	J	J	Q
1500	A		A	C	C	C	G	G	G	G	J	J	J	J	M	J	J	J	J	J	J	Q
1800	A		A	C	C	C	G	G	G	G	J	J	J	J	M	J	J	M	M	M	M	
2200	A		A	C	C	C	G	G	G	G	J	J	J	J	M	J	J	M	P	P	P	
2700	A		A	C	C	C	G	G	G	G	J	J	J	J	M	J	J	M	P	P	P	
3300	A		A	C	C	C	G	G	G	G	J	J	J	J	M	J	J	M	P	P	P	
3900	A		A	C	C	C	G	G	G	G	J	J	J	J	M	J	J	M	P	P	P	
4700	A		A	C	C	C	G	G	G	G	J	J	J	J	M	J	J	M	P	P	P	
5600	A		A	C	C	C	G	G	G	G	J	J	J	J	M	J	J	M				
6800	A		A	C	C	C	G	G	G	G	J	J	J	J	M	J	J	M				
8200	A		A	C	C	C	G	G	G	G	J	J	J	J	M	J	J	M				
Cap (μF)	0.010	A																				
0.012	A		A																			
0.015	A		A																			
0.018	A		A																			
0.022	A		A																			
0.027	A		A																			
0.033	A		A																			
0.039	A		A																			
0.047	A		A																			
0.068	A		A																			
0.082	A		A																			
0.1	A		A																			
WWDC	25	50	16	25	50	16	25	50	100	16	25	50	100	200	16	25	50	100	200	500		



Letter	A	B	C	E	G	J	K	M	N	P	Q	X	Y	Z
Max. Thickness	0.33 (0.013)	0.22 (0.009)	0.56 (0.022)	0.71 (0.028)	0.90 (0.035)	0.94 (0.037)	1.02 (0.040)	1.27 (0.050)	1.40 (0.055)	1.52 (0.060)	1.78 (0.070)	2.29 (0.090)	2.54 (0.100)	2.79 (0.110)

PAPER

EMBOSSD

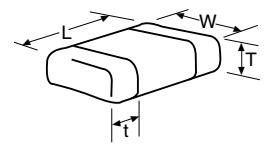
COG (NP0) Dielectric



Capacitance Range

PREFERRED SIZES ARE SHADED

SIZE	1210					1812					1825				2220			2225				
	Reflow Only					Reflow Only					Reflow Only				Reflow Only			Reflow Only				
Packaging	Paper/Embossed					All Embossed					All Embossed				All Embossed			All Embossed				
(L) Length	3.20 ± 0.20 (0.126 ± 0.008)					4.50 ± 0.30 (0.177 ± 0.012)					4.50 ± 0.30 (0.177 ± 0.012)				5.70 ± 0.40 (0.225 ± 0.016)			5.72 ± 0.25 (0.225 ± 0.010)				
(W) Width	2.50 ± 0.20 (0.098 ± 0.008)					3.20 ± 0.20 (0.126 ± 0.008)					6.40 ± 0.40 (0.252 ± 0.016)				5.00 ± 0.40 (0.197 ± 0.016)			6.35 ± 0.25 (0.250 ± 0.010)				
(t) Terminal	0.50 ± 0.25 (0.020 ± 0.010)					0.61 ± 0.36 (0.024 ± 0.014)					0.61 ± 0.36 (0.024 ± 0.014)				0.64 ± 0.39 (0.025 ± 0.015)			0.64 ± 0.39 (0.025 ± 0.015)				
WVDC	25	50	100	200	500	25	50	100	200	500	50	100	200	50	100	200	50	100	200	50	100	200
Cap (pF)	0.5																					
	1.0																					
	1.2																					
	1.5																					
	1.8																					
	2.2																					
	2.7																					
	3.3																					
	3.9																					
	4.7																					
	5.6																					
	6.8																					
	8.2																					
	10				J																	
	12				J																	
	15				J																	
	18				J																	
	22				J																	
	27				J																	
	33				J																	
	39				J																	
	47				J																	
	56				J																	
	68				J																	
	82				J																	
	100				J																	
	120				J																	
	150				J																	
	180				J																	
	220				J																	
	270				J																	
	330				J																	
	390				M																	
	470				M																	
	560	J	J	J	J	M																
	680	J	J	J	J	M																
	820	J	J	J	J	M																
	1000	J	J	J	J	M	K	K	K	K	M	M	M	M				M	M	P		
	1200	J	J	J	M	M	K	K	K	K	M	M	M	M				M	M	P		
	1500	J	J	J	M	M	K	K	K	K	M	M	M	M				M	M	P		
	1800	J	J	J	M		K	K	K	K	M	M	M	M				M	M	P		
	2200	J	J	J	Q		K	K	K	K	P	M	M	M				M	M	P		
	2700	J	J	J	Q		K	K	K	P	Q	M	M	M				M	M	P		
	3300	J	J	J			K	K	K	P	Q	M	M	M			X	M	M	P		
	3900	J	J	M			K	K	K	P	Q	M	M	M			X	M	M	P		
	4700	J	J	M			K	K	K	P	Q	M	M	M	X	X	X	M	M	P		
	5600	J	J				K	K	M	P	X	M	M	M	X	X	X	M	M	P		
	6800	J	J				K	K	M	X		M	M	M	X	X	X	M	M	P		
	8200	J	J				K	M	M			M	M		X	X	X	M	M	P		
Cap (µF)	0.010	J	J				K	M	M			M	M		X	X	X	M	M	P		
	0.012	J	J				K	M				M	M		X	X	X	M	M	P		
	0.015						M	M				M	M		X	X	X	M	M	Y		
	0.018						M	M				P	M		X	X	X	M	M	Y		
	0.022						M	M				P			X	X		M	Y	Y		
	0.027						M	M				P			X	X		P	Y	Y		
	0.033						M	M				P			X	X		P				
	0.039						M	M				P			Y			P				
	0.047						M	M				P			Y			P				
	0.068						M	M										P				
	0.082						M	M										Q				
	0.1						M	M										Q				



Letter	A	C	E	G	J	K	M	N	P	Q	X	Y	Z
Max. Thickness	0.33 (0.013)	0.56 (0.022)	0.71 (0.028)	0.90 (0.035)	0.94 (0.037)	1.02 (0.040)	1.27 (0.050)	1.40 (0.055)	1.52 (0.060)	1.78 (0.070)	2.29 (0.090)	2.54 (0.100)	2.79 (0.110)
	PAPER					EMBOSSSED							



Компания «Океан Электроники» предлагает заключение долгосрочных отношений при поставках импортных электронных компонентов на взаимовыгодных условиях!

Наши преимущества:

- Поставка оригинальных импортных электронных компонентов напрямую с производств Америки, Европы и Азии, а так же с крупнейших складов мира;
- Широкая линейка поставок активных и пассивных импортных электронных компонентов (более 30 млн. наименований);
- Поставка сложных, дефицитных, либо снятых с производства позиций;
- Оперативные сроки поставки под заказ (от 5 рабочих дней);
- Экспресс доставка в любую точку России;
- Помощь Конструкторского Отдела и консультации квалифицированных инженеров;
- Техническая поддержка проекта, помощь в подборе аналогов, поставка прототипов;
- Поставка электронных компонентов под контролем ВП;
- Система менеджмента качества сертифицирована по Международному стандарту ISO 9001;
- При необходимости вся продукция военного и аэрокосмического назначения проходит испытания и сертификацию в лаборатории (по согласованию с заказчиком);
- Поставка специализированных компонентов военного и аэрокосмического уровня качества (Xilinx, Altera, Analog Devices, Intersil, Interpoint, Microsemi, Actel, Aeroflex, Peregrine, VPT, Syfer, Eurofarad, Texas Instruments, MS Kennedy, Miteq, Cobham, E2V, MA-COM, Hittite, Mini-Circuits, General Dynamics и др.);

Компания «Океан Электроники» является официальным дистрибьютором и эксклюзивным представителем в России одного из крупнейших производителей разъемов военного и аэрокосмического назначения «**JONHON**», а так же официальным дистрибьютором и эксклюзивным представителем в России производителя высокотехнологичных и надежных решений для передачи СВЧ сигналов «**FORSTAR**».



JONHON

«**JONHON**» (основан в 1970 г.)

Разъемы специального, военного и аэрокосмического назначения:

(Применяются в военной, авиационной, аэрокосмической, морской, железнодорожной, горно- и нефтедобывающей отраслях промышленности)

«**FORSTAR**» (основан в 1998 г.)

ВЧ соединители, коаксиальные кабели,
кабельные сборки и микроволновые компоненты:

(Применяются в телекоммуникациях гражданского и специального назначения, в средствах связи, РЛС, а так же военной, авиационной и аэрокосмической отраслях промышленности).



Телефон: 8 (812) 309-75-97 (многоканальный)

Факс: 8 (812) 320-03-32

Электронная почта: ocean@oceanchips.ru

Web: <http://oceanchips.ru/>

Адрес: 198099, г. Санкт-Петербург, ул. Калинина, д. 2, корп. 4, лит. А