

C0G (NP0) Dielectric



General Specifications



C0G (NP0) is the most popular formulation of the “temperature-compensating,” EIA Class I ceramic materials. Modern C0G (NP0) formulations contain neodymium, samarium and other rare earth oxides.

C0G (NP0) ceramics offer one of the most stable capacitor dielectrics available. Capacitance change with temperature is $0 \pm 30 \text{ ppm}/^\circ\text{C}$ which is less than $\pm 0.3\% \Delta C$ from -55°C to $+125^\circ\text{C}$. Capacitance drift or hysteresis for C0G (NP0) ceramics is negligible at less than $\pm 0.05\%$ versus up to $\pm 2\%$ for films. Typical capacitance change with life is less than $\pm 0.1\%$ for C0G (NP0), one-fifth that shown by most other dielectrics. C0G (NP0) formulations show no aging characteristics.

PART NUMBER (see page 2 for complete part number explanation)

0805

Size
(L" x W")

5

Voltage
6.3V = 6
10V = Z
16V = Y
25V = 3
50V = 5
100V = 1
200V = 2
500V = 7

A

Dielectric
C0G (NP0) = A

101

Capacitance Code (In pF)
2 Sig. Digits + Number of Zeros

J

Capacitance Tolerance
B = $\pm 10 \text{ pF}$ ($< 10 \text{ pF}$)
C = $\pm 25 \text{ pF}$ ($< 10 \text{ pF}$)
D = $\pm 50 \text{ pF}$ ($< 10 \text{ pF}$)
F = $\pm 1\%$ ($\geq 10 \text{ pF}$)
G = $\pm 2\%$ ($\geq 10 \text{ pF}$)
J = $\pm 5\%$
K = $\pm 10\%$

A

Failure Rate
A = Not Applicable

T

Terminations
T = Plated Ni and Sn
7 = Gold Plated

2

Packaging
2 = 7" Reel
4 = 13" Reel
7 = Bulk Cass.
9 = Bulk

A

Special Code
A = Std. Product

Contact Factory For
1 = Pd/Ag Term

Contact Factory For
Multiples

NOTE: Contact factory for availability of Termination and Tolerance Options for Specific Part Numbers. Contact factory for non-specified capacitance values.

Temperature Coefficient



Δ Capacitance vs. Frequency



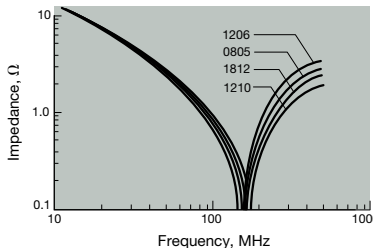
Insulation Resistance vs Temperature



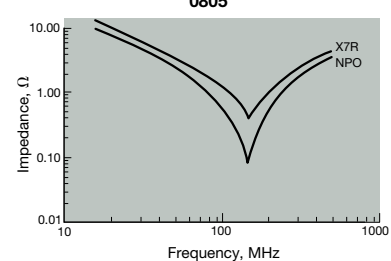
Variation of Impedance with Cap Value
Impedance vs. Frequency
0805 - C0G (NP0)
10 pF vs. 100 pF vs. 1000 pF



Variation of Impedance with Chip Size
Impedance vs. Frequency
1000 pF - C0G (NP0)



Variation of Impedance with Ceramic Formulation
Impedance vs. Frequency
1000 pF - C0G (NP0) vs X7R
0805



COG (NP0) Dielectric



Specifications and Test Methods

Parameter/Test		NP0 Specification Limits	Measuring Conditions	
Operating Temperature Range		-55°C to +125°C	Temperature Cycle Chamber	
Capacitance		Within specified tolerance	Freq.: 1.0 MHz \pm 10% for cap \leq 1000 pF 1.0 kHz \pm 10% for cap $>$ 1000 pF Voltage: 1.0Vrms \pm .2V	
Q		<30 pF: Q \geq 400+20 x Cap Value \geq 30 pF: Q \geq 1000	Charge device with rated voltage for 60 \pm 5 secs @ room temp/humidity	
Insulation Resistance		100,000M Ω or 1000M Ω - μ F, whichever is less	Charge device with 300% of rated voltage for 1-5 seconds, w/charge and discharge current limited to 50 mA (max) Note: Charge device with 150% of rated voltage for 500V devices.	
Dielectric Strength		No breakdown or visual defects	Deflection: 2mm Test Time: 30 seconds 1mm/sec 	
Resistance to Flexure Stresses	Appearance	No defects		
	Capacitance Variation	\pm 5% or \pm .5 pF, whichever is greater		
	Q	Meets Initial Values (As Above)		
	Insulation Resistance	\geq Initial Value x 0.3		
Solderability		\geq 95% of each terminal should be covered with fresh solder	Dip device in eutectic solder at 230 \pm 5°C for 5.0 \pm 0.5 seconds	
Resistance to Solder Heat	Appearance	No defects, <25% leaching of either end terminal	Dip device in eutectic solder at 260°C for 60 seconds. Store at room temperature for 24 \pm 2 hours before measuring electrical properties.	
	Capacitance Variation	\leq \pm 2.5% or \pm .25 pF, whichever is greater		
	Q	Meets Initial Values (As Above)		
	Insulation Resistance	Meets Initial Values (As Above)		
Thermal Shock	Dielectric Strength	Meets Initial Values (As Above)	Repeat for 5 cycles and measure after 24 hours at room temperature	
	Appearance	No visual defects	Step 1: -55°C \pm 2°	30 \pm 3 minutes
	Capacitance Variation	\leq \pm 2.5% or \pm .25 pF, whichever is greater	Step 2: Room Temp	\leq 3 minutes
	Q	Meets Initial Values (As Above)	Step 3: +125°C \pm 2°	30 \pm 3 minutes
	Insulation Resistance	Meets Initial Values (As Above)	Step 4: Room Temp	\leq 3 minutes
Load Life	Dielectric Strength	Meets Initial Values (As Above)	Charge device with twice rated voltage in test chamber set at 125°C \pm 2°C for 1000 hours (+48, -0).	
	Appearance	No visual defects	Remove from test chamber and stabilize at room temperature for 24 hours before measuring.	
	Capacitance Variation	\leq \pm 3.0% or \pm .3 pF, whichever is greater		
	Q (C=Nominal Cap)	\geq 30 pF: Q \geq 350 \geq 10 pF, <30 pF: Q \geq 275 +5C/2 <10 pF: Q \geq 200 +10C		
	Insulation Resistance	\geq Initial Value x 0.3 (See Above)		
Load Humidity	Dielectric Strength	Meets Initial Values (As Above)	Store in a test chamber set at 85°C \pm 2°C/ 85% \pm 5% relative humidity for 1000 hours (+48, -0) with rated voltage applied.	
	Appearance	No visual defects	Remove from chamber and stabilize at room temperature for 24 \pm 2 hours before measuring.	
	Capacitance Variation	\leq \pm 5.0% or \pm .5 pF, whichever is greater		
	Q	\geq 30 pF: Q \geq 350 \geq 10 pF, <30 pF: Q \geq 275 +5C/2 <10 pF: Q \geq 200 +10C		
Load Humidity	Insulation Resistance	\geq Initial Value x 0.3 (See Above)		
	Dielectric Strength	Meets Initial Values (As Above)		

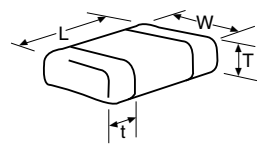
COG (NP0) Dielectric



Capacitance Range

PREFERRED SIZES ARE SHADED

SIZE	01005			0201			0402			0603				0805					1206				
	Reflow Only			Reflow Only			Reflow/Wave			Reflow/Wave				Reflow/Wave					Reflow/Wave				
	All Paper			All Paper			All Paper			All Paper				Paper/Embossed					Paper/Embossed				
(L) Length	mm	0.40 ± 0.02 (0.016 ± 0.0008)	0.60 ± 0.03 (0.024 ± 0.001)	1.00 ± 0.10 (0.040 ± 0.004)	1.60 ± 0.15 (0.063 ± 0.006)	2.01 ± 0.20 (0.079 ± 0.008)	3.20 ± 0.20 (0.126 ± 0.008)																
(W) Width	mm	0.20 ± 0.02 (0.008 ± 0.0008)	0.30 ± 0.03 (0.011 ± 0.001)	0.50 ± 0.10 (0.020 ± 0.004)	0.81 ± 0.15 (0.032 ± 0.006)	1.25 ± 0.20 (0.049 ± 0.008)	1.60 ± 0.20 (0.063 ± 0.008)																
(t) Terminal	mm	0.10 ± 0.04 (0.004 ± 0.016)	0.15 ± 0.05 (0.006 ± 0.002)	0.25 ± 0.15 (0.010 ± 0.006)	0.35 ± 0.15 (0.014 ± 0.006)	0.50 ± 0.25 (0.020 ± 0.010)	0.50 ± 0.25 (0.020 ± 0.010)																
WWDC		16	25 50	16 25 50	16 25 50 100	16 25 50 100 200	16 25 50 100 200	16 25 50 100 200	16 25 50 100 200	16 25 50 100 200	16 25 50 100 200	16 25 50 100 200	16 25 50 100 200	16 25 50 100 200	16 25 50 100 200								
Cap (pF)		0.5	A	C C C	G G G	J J J	J J J	J J J	J J J	J J J	J J J	J J J	J J J	J J J	J J J	J J J	J J J	J J J	J J J				
		1.0	B	A	C C C	G G G	G G G	G G G	G G G	J J J	J J J	J J J	J J J	J J J	J J J	J J J	J J J	J J J	J J J				
		1.2	B	A	C C C	G G G	G G G	G G G	G G G	J J J	J J J	J J J	J J J	J J J	J J J	J J J	J J J	J J J	J J J				
		1.5	B	A	A	C C C	G G G	G G G	G G G	J J J	J J J	J J J	J J J	J J J	J J J	J J J	J J J	J J J	J J J				
		1.8	B	A	A	C C C	C C C	G G G	G G G	J J J	J J J	J J J	J J J	J J J	J J J	J J J	J J J	J J J	J J J				
		2.2	B	A	A	C C C	C C C	G G G	G G G	J J J	J J J	J J J	J J J	J J J	J J J	J J J	J J J	J J J	J J J				
		2.7	B	A	A	C C C	C C C	G G G	G G G	J J J	J J J	J J J	J J J	J J J	J J J	J J J	J J J	J J J	J J J				
		3.3	B	A	A	C C C	C C C	G G G	G G G	J J J	J J J	J J J	J J J	J J J	J J J	J J J	J J J	J J J	J J J				
		3.9	B	A	A	C C C	C C C	G G G	G G G	J J J	J J J	J J J	J J J	J J J	J J J	J J J	J J J	J J J	J J J				
		4.7	B	A	A	C C C	C C C	G G G	G G G	J J J	J J J	J J J	J J J	J J J	J J J	J J J	J J J	J J J	J J J				
		5.6	B	A	A	C C C	C C C	G G G	G G G	J J J	J J J	J J J	J J J	J J J	J J J	J J J	J J J	J J J	J J J				
		6.8	B	A	A	C C C	C C C	G G G	G G G	J J J	J J J	J J J	J J J	J J J	J J J	J J J	J J J	J J J	J J J				
		8.2	B	A	A	C C C	C C C	G G G	G G G	J J J	J J J	J J J	J J J	J J J	J J J	J J J	J J J	J J J	J J J				
		10	B	A	A	C C C	C C C	G G G	G G G	J J J	J J J	J J J	J J J	J J J	J J J	J J J	J J J	J J J	J J J				
		12	B	A	A	C C C	C C C	G G G	G G G	J J J	J J J	J J J	J J J	J J J	J J J	J J J	J J J	J J J	J J J				
		15	B	A	A	C C C	C C C	G G G	G G G	J J J	J J J	J J J	J J J	J J J	J J J	J J J	J J J	J J J	J J J				
		18	B	A	A	C C C	C C C	G G G	G G G	J J J	J J J	J J J	J J J	J J J	J J J	J J J	J J J	J J J	J J J				
		22	B	A	A	C C C	C C C	G G G	G G G	J J J	J J J	J J J	J J J	J J J	J J J	J J J	J J J	J J J	J J J				
		27	B	A	A	C C C	C C C	G G G	G G G	J J J	J J J	J J J	J J J	J J J	J J J	J J J	J J J	J J J	J J J				
		33	A	A	C C C	C C C	G G G	G G G	G G G	J J J	J J J	J J J	J J J	J J J	J J J	J J J	J J J	J J J	J J J				
		39	A	A	C C C	C C C	G G G	G G G	G G G	J J J	J J J	J J J	J J J	J J J	J J J	J J J	J J J	J J J	J J J				
		47	A	A	C C C	C C C	G G G	G G G	G G G	J J J	J J J	J J J	J J J	J J J	J J J	J J J	J J J	J J J	J J J				
		56	A	A	C C C	C C C	G G G	G G G	G G G	J J J	J J J	J J J	J J J	J J J	J J J	J J J	J J J	J J J	J J J				
		68	A	A	C C C	C C C	G G G	G G G	G G G	J J J	J J J	J J J	J J J	J J J	J J J	J J J	J J J	J J J	J J J				
		82	A	A	C C C	C C C	G G G	G G G	G G G	J J J	J J J	J J J	J J J	J J J	J J J	J J J	J J J	J J J	J J J				
		100	A	A	C C C	C C C	G G G	G G G	G G G	J J J	J J J	J J J	J J J	J J J	J J J	J J J	J J J	J J J	J J J				
		120	A	A	C C C	C C C	G G G	G G G	G G G	J J J	J J J	J J J	J J J	J J J	J J J	J J J	J J J	J J J	J J J				
		150	A	A	C C C	C C C	G G G	G G G	G G G	J J J	J J J	J J J	J J J	J J J	J J J	J J J	J J J	J J J	J J J				
		180			C C C	C C C	G G G	G G G	G G G	J J J	J J J	J J J	J J J	J J J	J J J	J J J	J J J	J J J	J J J				
		220			C C C	C C C	G G G	G G G	G G G	J J J	J J J	J J J	J J J	J J J	J J J	J J J	J J J	J J J	J J J				
		270			C C C	C C C	G G G	G G G	G G G	J J J	J J J	J J J	J J J	J J J	M	J J J	J J J	J J J	J J J				
		330			C C C	C C C	G G G	G G G	G	J J J	J J J	J J J	J J J	M	J J J	J J J	J J J	J J J	J J J				
		390			C C C	C C C	G G G	G G G		J J J	J J J	J J J	J J J	M	J J J	J J J	J J J	J J J	J J J				
		470			C C C	C C C	G G G	G G G		J J J	J J J	J J J	J J J	M	J J J	J J J	J J J	J J J	J J J				
		560					G G G	G G G		J J J	J J J	J J J	J J J	M	J J J	J J J	J J J	J J J	J J J				
		680					G G G	G G G		J J J	J J J	J J J	J J J		J J J	J J J	J J J	J J J	J J J				
		820					G G G	G G G		J J J	J J J	J J J	J J J		J J J	J J J	J J J	J J J	J J J				
		1000					G G G	G G G		J J J	J J J	J J J	J		J J J	J J J	J J J	J J J	Q				
		1200								J J J	J J J	J J J			J J J	J J J	J J J	J J J	Q				
		1500								J J J	J J J	J J J			J J J	J J J	J J J	J J J	Q				
		1800								J J J	J J J	J			J J J	J	M	M					
		2200								J J J	J J J	N			J J J	J	M	P					
		2700								J J J	J J J	N			J J J	J	M	P					
		3300								J J J	J				J J J	J	M	P					
		3900								J J J	J				J J J	J	M	P					
		4700								J J J	J				J J J	J	M	P					
		5600													J J J	J	M						
		6800													M	M							
		8200													M	M							
Cap (µF)		0.010													M	M							
		0.012													M	M							
		0.015																					
		0.018																					
		0.022																					
		0.027																					
		0.033																					
		0.039																					
		0.047																					
		0.068																					
		0.082																					
		0.1																					
WWDC		25	50 16	25 50 16	25 50 100 16	25 50 100 200 16	25 50 100 200 16	25 50 100 200 16	25 50 100 200 16	25 50 100 200 16	25 50 100 200 16	25 50 100 200 16	25 50 100 200 16	25 50 100 200 16	25 50 100 200 16								



Letter	A	B	C	E	G	J	K	M	N	P	Q	X	Y	Z	
Max. Thickness	0.33 (0.013)	0.22 (0.009)	0.56 (0.022)	0.71 (0.028)	0.90 (0.035)	0.94 (0.037)	1.02 (0.040)	1.27 (0.050)	1.40 (0.055)	1.52 (0.060)	1.78 (0.070)	2.29 (0.090)	2.54 (0.100)	2.79 (0.110)	
	PAPER						EMBOSSED								



COG (NP0) Dielectric



Capacitance Range

PREFERRED SIZES ARE SHADED

SIZE		1210					1812					1825					2220					2225				
Soldering		Reflow Only					Reflow Only					Reflow Only					Reflow Only					Reflow Only				
Packaging		Paper/Embossed					All Embossed					All Embossed					All Embossed					All Embossed				
(L) Length	mm (in.)	3.20 ± 0.20 (0.126 ± 0.008)					4.50 ± 0.30 (0.177 ± 0.012)					4.50 ± 0.30 (0.177 ± 0.012)					5.70 ± 0.40 (0.225 ± 0.016)					5.72 ± 0.25 (0.225 ± 0.010)				
(W) Width	mm (in.)	2.50 ± 0.20 (0.098 ± 0.008)					3.20 ± 0.20 (0.126 ± 0.008)					6.40 ± 0.40 (0.252 ± 0.016)					5.00 ± 0.40 (0.197 ± 0.016)					6.35 ± 0.25 (0.250 ± 0.010)				
(t) Terminal	mm (in.)	0.50 ± 0.25 (0.020 ± 0.010)					0.61 ± 0.36 (0.024 ± 0.014)					0.61 ± 0.36 (0.024 ± 0.014)					0.64 ± 0.39 (0.025 ± 0.015)					0.64 ± 0.39 (0.025 ± 0.015)				
WVDC		25	50	100	200	500	25	50	100	200	500	50	100	200	50	100	200	50	100	200	50	100	200			
Cap (pF)	0.5																									
	1.0																									
	1.2																									
	1.5																									
	1.8																									
	2.2																									
	2.7																									
	3.3																									
	3.9																									
	4.7																									
	5.6																									
	6.8																									
	8.2																									
	10					J																				
	12					J																				
	15					J																				
	18					J																				
	22					J																				
	27					J																				
	33					J																				
	39					J																				
	47					J																				
	56					J																				
	68					J																				
	82					J																				
	100					J																				
	120					J																				
	150					J																				
	180					J																				
	220					J																				
	270					J																				
	330					J																				
	390					M																				
	470					M																				
	560	J	J	J	J	M																				
	680	J	J	J	J	M																				
	820	J	J	J	J	M																				
	1000	J	J	J	J	M	K	K	K	K	M	M	M	M							M	M	P			
	1200	J	J	J	M	M	K	K	K	K	M	M	M	M							M	M	P			
	1500	J	J	J	M	M	K	K	K	K	M	M	M	M							M	M	P			
	1800	J	J	J	M		K	K	K	K	M	M	M	M							M	M	P			
	2200	J	J	J	Q		K	K	K	K	P	M	M	M							M	M	P			
	2700	J	J	J	Q		K	K	K	P	Q	M	M	M							M	M	P			
	3300	J	J	J			K	K	K	P	Q	M	M	M				X			M	M	P			
	3900	J	J	M			K	K	K	P	Q	M	M	M				X			M	M	P			
	4700	J	J	M			K	K	K	P	Q	M	M	M				X	X	X	M	M	P			
	5600	J	J				K	K	M	P	X	M	M	M	X	X	X	X	X	X	M	M	P			
	6800	J	J				K	K	M	X		M	M	M	X	X	X	X	X	X	M	M	P			
	8200	J	J				K	M	M			M	M	M	X	X	X	X	X	X	M	M	P			
Cap (µF)	0.010	J	J				K	M	M			M	M	M	X	X	X	X	X	X	M	M	P			
	0.012	J	J				K	M				M	M	M	X	X	X	X	X	X	M	M	P			
	0.015						M	M				M	M	M	X	X	X	X	X	X	M	M	Y			
	0.018						M	M				P	M		X	X	X	X			M	M	Y			
	0.022						M	M				P			X	X		X			M	Y	Y			
	0.027						M	M				P			X	X		X			P	Y	Y			
	0.033						M	M				P			X	X		X			P					
	0.039						M	M				P			Y			Y			P					
	0.047						M	M				P			Y			Y			P					
	0.068						M	M													P					
	0.082						M	M													Q					
	0.1																				Q					
WVDC		25	50	100	200	500	25	50	100	200	500	50	100	200	50	100	200	50	100	200	50	100	200			
SIZE		1210					1812					1825					2220					2225				
Letter		A	C	E	G	J	K	M	N	P	Q	X	Y	Z												
Max. Thickness		0.33 (0.013)	0.56 (0.022)	0.71 (0.028)	0.90 (0.035)	0.94 (0.037)	1.02 (0.040)	1.27 (0.050)	1.40 (0.055)	1.52 (0.060)	1.78 (0.070)	2.29 (0.090)	2.54 (0.100)	2.79 (0.110)												
		PAPER					EMBOSSSED																			



Компания «Океан Электроники» предлагает заключение долгосрочных отношений при поставках импортных электронных компонентов на взаимовыгодных условиях!

Наши преимущества:

- Поставка оригинальных импортных электронных компонентов напрямую с производств Америки, Европы и Азии, а так же с крупнейших складов мира;
- Широкая линейка поставок активных и пассивных импортных электронных компонентов (более 30 млн. наименований);
- Поставка сложных, дефицитных, либо снятых с производства позиций;
- Оперативные сроки поставки под заказ (от 5 рабочих дней);
- Экспресс доставка в любую точку России;
- Помощь Конструкторского Отдела и консультации квалифицированных инженеров;
- Техническая поддержка проекта, помощь в подборе аналогов, поставка прототипов;
- Поставка электронных компонентов под контролем ВП;
- Система менеджмента качества сертифицирована по Международному стандарту ISO 9001;
- При необходимости вся продукция военного и аэрокосмического назначения проходит испытания и сертификацию в лаборатории (по согласованию с заказчиком);
- Поставка специализированных компонентов военного и аэрокосмического уровня качества (Xilinx, Altera, Analog Devices, Intersil, Interpoint, Microsemi, Actel, Aeroflex, Peregrine, VPT, Syfer, Eurofarad, Texas Instruments, MS Kennedy, Miteq, Cobham, E2V, MA-COM, Hittite, Mini-Circuits, General Dynamics и др.);

Компания «Океан Электроники» является официальным дистрибьютором и эксклюзивным представителем в России одного из крупнейших производителей разъемов военного и аэрокосмического назначения «JONHON», а так же официальным дистрибьютором и эксклюзивным представителем в России производителя высокотехнологичных и надежных решений для передачи СВЧ сигналов «FORSTAR».



JONHON

«JONHON» (основан в 1970 г.)

Разъемы специального, военного и аэрокосмического назначения:

(Применяются в военной, авиационной, аэрокосмической, морской, железнодорожной, горно- и нефтедобывающей отраслях промышленности)

«FORSTAR» (основан в 1998 г.)

ВЧ соединители, коаксиальные кабели, кабельные сборки и микроволновые компоненты:

(Применяются в телекоммуникациях гражданского и специального назначения, в средствах связи, РЛС, а так же военной, авиационной и аэрокосмической отраслях промышленности).



Телефон: 8 (812) 309-75-97 (многоканальный)

Факс: 8 (812) 320-03-32

Электронная почта: ocean@oceanchips.ru

Web: <http://oceanchips.ru/>

Адрес: 198099, г. Санкт-Петербург, ул. Калинина, д. 2, корп. 4, лит. А