
Demonstration board mounting the L2293Q dual full-bridge driver

Data brief

Features

- 600 mA output current capability per channel
- 1.2 A peak output current (non repetitive) per channel
- Enable facility
- Overtemperature protection
- Logical “0” input voltage up to 1.5 V (high noise immunity)
- Internal clamp diodes

Description

The L2293Q is a monolithic integrated high voltage, high-current four-channel driver designed to accept standard DTL or TTL logic levels, drive inductive loads (such as relay solenoides, DC and stepping motors) and switching power transistors.

To simplify the use as two bridges, each pair of channels is equipped with an enable input. A separate supply input is provided for the logic, allowing the operation at a lower voltage and including internal clamp diodes.

This device switches applications at frequencies up to 50 kHz.

The L2293Q is assembled in a VFQFPN-32L 5x5 package which has exposed pad available for heatsinking.



1 Board description

Table 1. EVAL2293Q: electrical specifications (recommended values)

Parameter	Value
Supply voltage range (VS)	VSS to 36 V
Logic supply voltage range (VSS)	2.8 ⁽¹⁾ to 36 V
Output current rating (OUTx)	Up to 0.6 A _{r.m.s.}
Switching frequency	Up to 50 kHz
Input and enable voltage range	0 to +5 V
Operating temperature range	-20 ⁽¹⁾ to +125 °C
L2293Q thermal resistance junction-to-ambient	42 °C/W

1. Please refer to the L2293Q datasheet for further details.

Figure 1. EVAL2293Q demonstration board


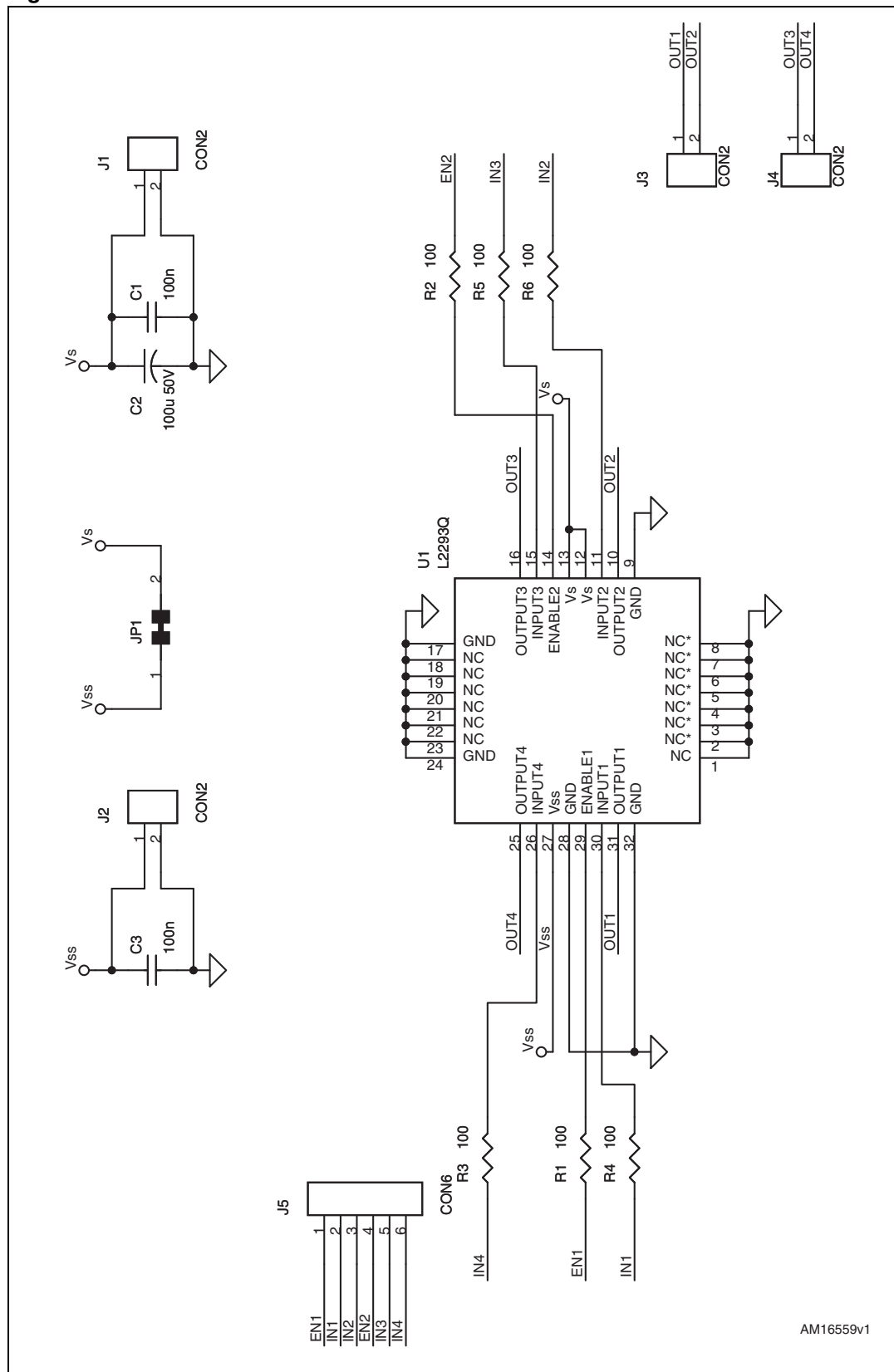


Table 2. EVAL2293Q: pin description

Name	Type	Function
VS	Power supply	Supply voltage for the power output stages
GND	Ground	Power ground terminal
VSS	Power supply	Supply voltage for the logic blocks. It is connected to VS through the closed jumper JP1
GNDS	Ground	Signal ground terminal
IN1	Logic input	Bridge 1 logic input 1
IN2	Logic input	Bridge 1 logic input 2
EN1	Logic input	Bridge 1 enable (active high). When LOW, switches off the output 1 and 2 power transistors
IN3	Logic input	Bridge 2 logic input 1
IN4	Logic input	Bridge 2 logic input 2
EN2	Logic input	Bridge 2 enable (active high). When LOW, switches off the output 3 and 4 power transistors
OUT1	Output	Output 1
OUT2	Output	Output 2
OUT3	Output	Output 3
OUT4	Output	Output 4

Figure 2. EVAL2293Q demonstration board electrical schematic



AM16559v1

Table 3. EVAL2293Q component list

Reference	Value	Description
C1, C3	100 nF/50 V	Capacitor
C2	100 μ F/50 V	Capacitor
R1, R2, R3, R4, R5, R6	100 Ω	Resistor
U1	L2293Q	Dual full-bridge in VFQFPN5x5 package

Figure 3. EVAL2293Q component placement

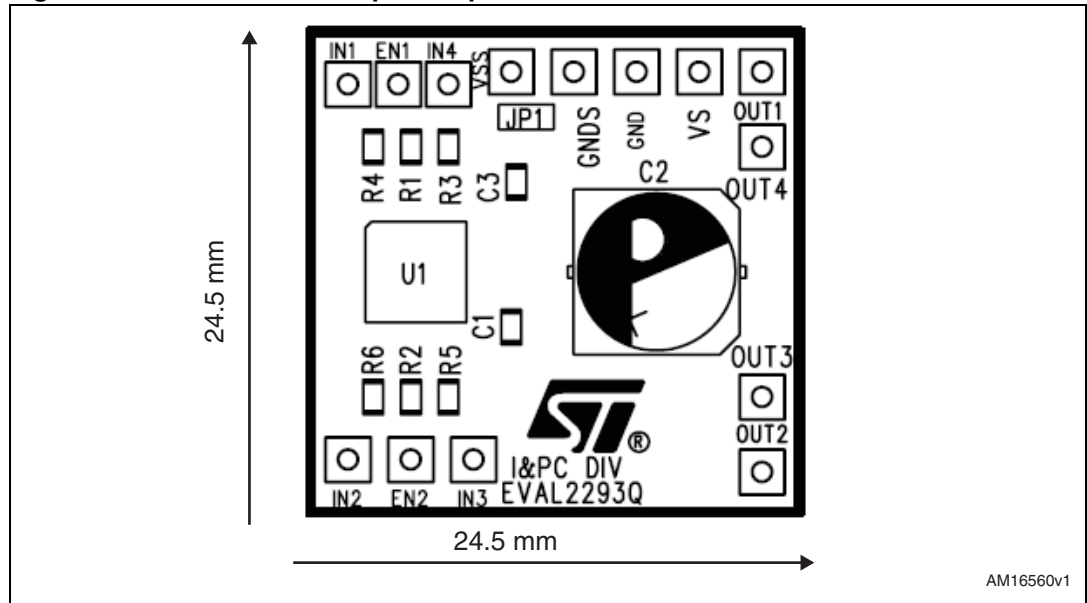


Figure 4. EVAL2293Q top layer layout

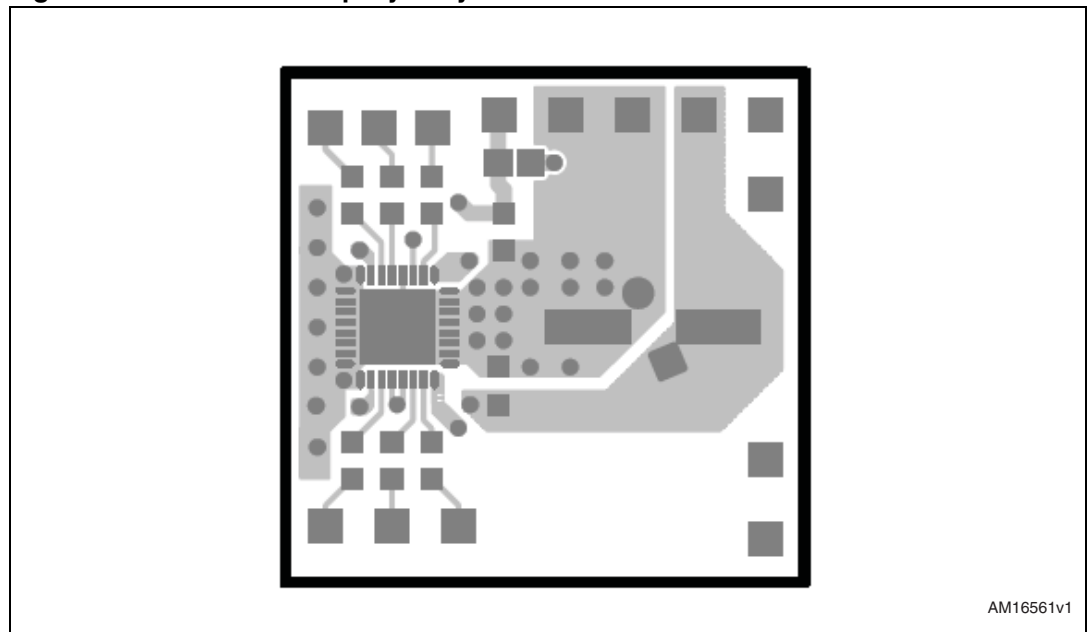
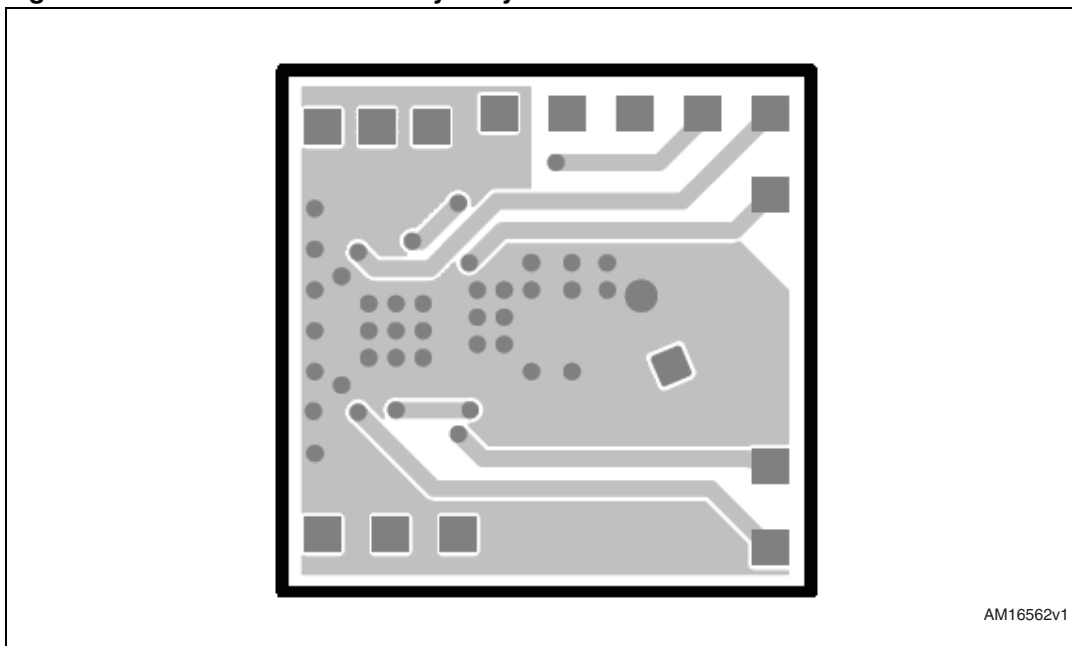


Figure 5. EVAL2293Q bottom layer layout



2 Revision history

Table 4. Document revision history

Date	Revision	Changes
11-Jan-2013	1	Initial release.

Please Read Carefully:

Information in this document is provided solely in connection with ST products. STMicroelectronics NV and its subsidiaries ("ST") reserve the right to make changes, corrections, modifications or improvements, to this document, and the products and services described herein at any time, without notice.

All ST products are sold pursuant to ST's terms and conditions of sale.

Purchasers are solely responsible for the choice, selection and use of the ST products and services described herein, and ST assumes no liability whatsoever relating to the choice, selection or use of the ST products and services described herein.

No license, express or implied, by estoppel or otherwise, to any intellectual property rights is granted under this document. If any part of this document refers to any third party products or services it shall not be deemed a license grant by ST for the use of such third party products or services, or any intellectual property contained therein or considered as a warranty covering the use in any manner whatsoever of such third party products or services or any intellectual property contained therein.

UNLESS OTHERWISE SET FORTH IN ST'S TERMS AND CONDITIONS OF SALE ST DISCLAIMS ANY EXPRESS OR IMPLIED WARRANTY WITH RESPECT TO THE USE AND/OR SALE OF ST PRODUCTS INCLUDING WITHOUT LIMITATION IMPLIED WARRANTIES OF MERCHANTABILITY, FITNESS FOR A PARTICULAR PURPOSE (AND THEIR EQUIVALENTS UNDER THE LAWS OF ANY JURISDICTION), OR INFRINGEMENT OF ANY PATENT, COPYRIGHT OR OTHER INTELLECTUAL PROPERTY RIGHT.

UNLESS EXPRESSLY APPROVED IN WRITING BY TWO AUTHORIZED ST REPRESENTATIVES, ST PRODUCTS ARE NOT RECOMMENDED, AUTHORIZED OR WARRANTED FOR USE IN MILITARY, AIR CRAFT, SPACE, LIFE SAVING, OR LIFE SUSTAINING APPLICATIONS, NOR IN PRODUCTS OR SYSTEMS WHERE FAILURE OR MALFUNCTION MAY RESULT IN PERSONAL INJURY, DEATH, OR SEVERE PROPERTY OR ENVIRONMENTAL DAMAGE. ST PRODUCTS WHICH ARE NOT SPECIFIED AS "AUTOMOTIVE GRADE" MAY ONLY BE USED IN AUTOMOTIVE APPLICATIONS AT USER'S OWN RISK.

Resale of ST products with provisions different from the statements and/or technical features set forth in this document shall immediately void any warranty granted by ST for the ST product or service described herein and shall not create or extend in any manner whatsoever, any liability of ST.

ST and the ST logo are trademarks or registered trademarks of ST in various countries.

Information in this document supersedes and replaces all information previously supplied.

The ST logo is a registered trademark of STMicroelectronics. All other names are the property of their respective owners.

© 2013 STMicroelectronics - All rights reserved

STMicroelectronics group of companies

Australia - Belgium - Brazil - Canada - China - Czech Republic - Finland - France - Germany - Hong Kong - India - Israel - Italy - Japan - Malaysia - Malta - Morocco - Philippines - Singapore - Spain - Sweden - Switzerland - United Kingdom - United States of America

www.st.com

Компания «Океан Электроники» предлагает заключение долгосрочных отношений при поставках импортных электронных компонентов на взаимовыгодных условиях!

Наши преимущества:

- Поставка оригинальных импортных электронных компонентов напрямую с производств Америки, Европы и Азии, а так же с крупнейших складов мира;
- Широкая линейка поставок активных и пассивных импортных электронных компонентов (более 30 млн. наименований);
- Поставка сложных, дефицитных, либо снятых с производства позиций;
- Оперативные сроки поставки под заказ (от 5 рабочих дней);
- Экспресс доставка в любую точку России;
- Помощь Конструкторского Отдела и консультации квалифицированных инженеров;
- Техническая поддержка проекта, помощь в подборе аналогов, поставка прототипов;
- Поставка электронных компонентов под контролем ВП;
- Система менеджмента качества сертифицирована по Международному стандарту ISO 9001;
- При необходимости вся продукция военного и аэрокосмического назначения проходит испытания и сертификацию в лаборатории (по согласованию с заказчиком);
- Поставка специализированных компонентов военного и аэрокосмического уровня качества (Xilinx, Altera, Analog Devices, Intersil, Interpoint, Microsemi, Actel, Aeroflex, Peregrine, VPT, Syfer, Eurofarad, Texas Instruments, MS Kennedy, Miteq, Cobham, E2V, MA-COM, Hittite, Mini-Circuits, General Dynamics и др.);

Компания «Океан Электроники» является официальным дистрибьютором и эксклюзивным представителем в России одного из крупнейших производителей разъемов военного и аэрокосмического назначения «JONHON», а так же официальным дистрибьютором и эксклюзивным представителем в России производителя высокотехнологичных и надежных решений для передачи СВЧ сигналов «FORSTAR».



JONHON

«JONHON» (основан в 1970 г.)

Разъемы специального, военного и аэрокосмического назначения:

(Применяются в военной, авиационной, аэрокосмической, морской, железнодорожной, горно- и нефтедобывающей отраслях промышленности)

«FORSTAR» (основан в 1998 г.)

ВЧ соединители, коаксиальные кабели,
кабельные сборки и микроволновые компоненты:

(Применяются в телекоммуникациях гражданского и специального назначения, в средствах связи, РЛС, а так же военной, авиационной и аэрокосмической отраслях промышленности).



Телефон: 8 (812) 309-75-97 (многоканальный)

Факс: 8 (812) 320-03-32

Электронная почта: ocean@oceanchips.ru

Web: <http://oceanchips.ru/>

Адрес: 198099, г. Санкт-Петербург, ул. Калинина, д. 2, корп. 4, лит. А