



Surface Mount Ferrite Products

Inductors & Ferrite Beads

www.kemet.com

F3115D 1/08

The Capacitance Company
KEMET
CHARGED.™



Table of Contents

| | |
|--|----------------|
| L-Wire Wound Chip Inductors - L-PW Series | Page 4 |
| 0805 Case Size Standard Type (L-PWS Series) | Page 5 |
| 0806 Case Size Standard Type (L-PWS Series) | Page 5 |
| 1007 Case Size Standard Type (L-PWS Series) | Page 5 |
| 1207 Case Size Standard Type (L-PWS Series) | Page 6 |
| 0603 Case Size Standard Type (L-PWF Series Bottom Surface Electrode) | Page 6 |
| 0805 Case Size High Current Type (L-PWI Series) | Page 6 |
| 0806 Case Size High Current Type (L-PWI Series) | Page 6 |
| 1007 Case Size High Current Type (L-PWI Series) | Page 7 |
| 0805 Case Size Low Rdc Type (L-PWR Series) | Page 7 |
| 1007 Case Size Low Rdc Type (L-PWR Series) | Page 7 |
| L-Wire Wound Chip Inductors - L-DWS/L-DWI/L-DWL Series | Page 8 |
| 0805 Case Size Low Rdc Type (L-DWS Series) | Page 9 |
| 0806 Case Size Low Rdc Type (L-DWS Series) | Page 9 |
| 1007 Case Size Low Rdc Type (L-DWS Series) | Page 9 |
| 0805 Case Size High Current Type (L-DWI Series) | Page 9 |
| 0806 Case Size High Current Type (L-DWI Series) | Page 9 |
| 1007 Case Size High Current Type (L-DWI Series) | Page 10 |
| 1210 Case Size High Current Type (L-DWI Series) | Page 10 |
| 0805 Case Size Low Profile Type (L-DWL Series) | Page 10 |
| 0603 Case Size Power, Bottom Surface Electrode Type (L-DWF Series) | Page 10 |
| L-Multilayer Chip Inductors for High Frequency - L-RMS Series | Page 11 |
| 0201 Case Size Multilayer Chip Inductors for High Frequency (RMS Series) | Page 12 |
| 0402 Case Size Multilayer Chip Inductors for High Frequency (RMS Series) | Page 13 |
| 0603 Case Size Multilayer Chip Inductors for High Frequency (RMS Series) | Page 14 |
| 0805 Case Size Multilayer Chip Inductors for High Frequency (RMS Series) | Page 15 |
| L-Multilayer Chip Inductors - L-SMS/L-PMS/L-DMI Series | Page 16 |
| 0402 Case Size Multilayer Chip Inductors (L-SMS Series) | Page 17 |
| 0603 Case Size Multilayer Chip Inductors (L-SMS Series) | Page 18 |
| 0805 Case Size Multilayer Chip Inductors (L-SMS Series) | Page 19 |
| 0603 Case Size Multilayer Chip Inductors (L-PMS Series) | Page 20 |
| 0805 Case Size Multilayer Chip Inductors (L-PMS Series) | Page 20 |
| 1008 Case Size Multilayer Chip Inductors (L-DMI Series) | Page 20 |
| L-Low Profile SMD Inductors (L-DWD Series) | Page 21 |
| L-DWD3010 Type (1.0mm Max. Height) | Page 21 |
| L-DWD4010 Type (1.0mm Max. Height) | Page 21 |
| L-DWD4012 Type (1.2mm Max. Height) | Page 22 |
| L-DWD4018 Type (1.8mm Max. Height) | Page 22 |
| L-DWD8040 Type (4.2mm Max. Height) | Page 22 |
| Z-High Current Ferrite Chip Beads - Z-PWS/Z-PWZ Series | Page 23 |
| 0603 Case Size High Current Ferrite Chip Beads (Z-PWS Series) | Page 24 |
| 0805 Case Size High Current Ferrite Chip Beads (Z-PWS Series) | Page 24 |
| 1206 Case Size High Current Ferrite Chip Beads (Z-PWS Series) | Page 24 |
| 1806 Case Size High Current Ferrite Chip Beads (Z-PWS Series) | Page 24 |
| 0603-1812 High Impedence Type Ferrite Chip Beads (Z-PWZ Series) | Page 25 |
| Z-Multilayer Ferrite Chip Beads - Z-SMS/Z-PMS Series | Page 26 |
| 0201 Multilayer Ferrite Chip Beads Standard Type (SMS Series) | Page 27 |
| 0402 Multilayer Ferrite Chip Beads Standard Type (SMS Series) | Page 27 |
| 0402 Multilayer Ferrite Chip Beads for Power Lines (PMS Series) | Page 27 |
| 0603 Multilayer Ferrite Chip Beads Standard Type (SMS Series) | Page 28 |
| 0603 Multilayer Ferrite Chip Beads for Power Lines (PMS Series) | Page 28 |
| 0805 Multilayer Ferrite Chip Beads Standard Type (SMS Series) | Page 29 |
| 0805 Multilayer Ferrite Chip Beads for Power Lines (PMS Series) | Page 29 |

Wire Wound Chip Inductors - L-PWS/L-PWF/L-PWI/L-PWR Series

Features:

- Small size wound chip inductor with low DC resistance
- Dimension without directional influence on mountability and characteristics

Operating Temperature:

- -1 °C to +105°C (including self-generated heat)

Applications:

- Digital Still Cameras (DSC), Digital Video Cameras (DVC), PDA's and other portable digital equipment
- Portable telephones and wireless LAN

Part Numbering Table



Dimension Table in millimeters (inches)



| EIA Case Code | Metric Dim. Code | L Length (inches) | W Width (inches) | T Thickness Maximum (inches) | E (inches) |
|---------------|------------------|----------------------------|-----------------------------|------------------------------|-----------------------------|
| 0603 | 1608 | 1.6 ±0.1 (0.063 ±0.004) | 0.8 ±0.1 (0.031 ±0.004) | 0.8 ±0.1 (0.031 ±0.004) | 0.35 ±0.2 (0.014 ±0.008) |
| 0805 | 2012 | 2.0 ±0.2 (0.079 ±0.008) | 1.25 ±0.2 (0.049 ±0.008) | 1.25 ±0.2 (0.049 ±0.008) | 0.5 ±0.2 (0.02 ±0.008) |
| 0806 | 2016 | 2.0 ±0.2 (0.079 ±0.008) | 1.6 ±0.2 (0.063 ±0.008) | 1.6 ±0.2 (0.063 ±0.008) | 0.5 ±0.2 (0.02 ±0.008) |
| 1007 | 2518 | 2.5 ±0.2 (0.098 ±0.008) | 1.8 ±0.2 (0.072 ±0.008) | 1.8 ±0.2 (0.072 ±0.008) | 0.5 ±0.2 (0.02 ±0.008) |
| 1207 | 3218 | 3.2 ±0.2 (0.128 ±0.008) | 1.8 ±0.2 (0.072 ±0.008) | 1.8 ±0.2 (0.072 ±0.008) | 0.6 ±0.2 (0.024 ±0.008) |

Wire Wound Chip Inductors - L-PWS, L-PWF, L-PWI, L-PWR Series

0805 Case Size Standard Type (L-PWS Series)

| Ordering Code | Inductance (μH) | Inductance Tolerance | Minimum Self Resonant Frequency (MHz) | DC Resistance (Ω) ($\pm 30\%$) | Maximum Rated Current (mA) | Measuring Frequency (MHz) | Tape & Reel Packaging Quantity |
|-----------------|------------------------------|----------------------|---------------------------------------|---|----------------------------|---------------------------|--------------------------------|
| L0805C1R0MPWST | 1.0 | $\pm 20\%$ | 100 | 0.15 | 300 | 7.96 | 3,000 |
| L0805C2R2MPWST | 2.2 | $\pm 20\%$ | 80 | 0.23 | 240 | 7.96 | 3,000 |
| L0805C4R7MPWST | 4.7 | $\pm 20\%$ | 45 | 0.40 | 140 | 7.96 | 3,000 |
| L0805C100MPWST | 10 | $\pm 20\%$ | 32 | 0.70 | 100 | 2.52 | 3,000 |
| L0805R100MPWST* | 10 | $\pm 20\%$ | 32 | 0.50 | 100 | 2.52 | 3,000 |
| L0805C220MPWST | 22 | $\pm 20\%$ | 15 | 1.70 | 75 | 2.52 | 3,000 |
| L0805C470MPWST | 47 | $\pm 20\%$ | 11 | 3.70 | 50 | 2.52 | 3,000 |
| L0805C101MPWST | 100 | $\pm 20\%$ | 8 | 7.00 | 30 | 0.796 | 3,000 |

* Low Rdc type

0806 Case Size Standard Type (L-PWS Series)

| Ordering Code | Inductance (μH) | Inductance Tolerance | Minimum Self Resonant Frequency (MHz) | DC Resistance (Ω) ($\pm 30\%$) | Maximum Rated Current (mA) | Measuring Frequency (MHz) | Tape & Reel Packaging Quantity |
|----------------|------------------------------|----------------------|---------------------------------------|---|----------------------------|---------------------------|--------------------------------|
| L0806C1R0MPWST | 1.0 | $\pm 20\%$ | 100 | 0.09 | 455 | 7.96 | 2,000 |
| L0806C1R5MPWST | 1.5 | $\pm 20\%$ | 80 | 0.11 | 350 | 7.96 | 2,000 |
| L0806C2R2MPWST | 2.2 | $\pm 20\%$ | 70 | 0.13 | 315 | 7.96 | 2,000 |
| L0806C3R3MPWST | 3.3 | $\pm 20\%$ | 55 | 0.20 | 280 | 7.96 | 2,000 |
| L0806C4R7MPWST | 4.7 | $\pm 20\%$ | 45 | 0.25 | 210 | 7.96 | 2,000 |
| L0806C6R8MPWST | 6.8 | $\pm 20\%$ | 38 | 0.35 | 175 | 7.96 | 2,000 |
| L0806C100MPWST | 10 | $\pm 20\%$ | 32 | 0.50 | 155 | 2.52 | 2,000 |
| L0806C150MPWST | 15 | $\pm 20\%$ | 28 | 0.70 | 130 | 2.52 | 2,000 |
| L0806C220MPWST | 22 | $\pm 20\%$ | 16 | 1.00 | 105 | 2.52 | 2,000 |
| L0806C330MPWST | 33 | $\pm 20\%$ | 14 | 1.70 | 85 | 2.52 | 2,000 |
| L0806C470MPWST | 47 | $\pm 20\%$ | 11 | 2.40 | 60 | 2.52 | 2,000 |
| L0806C680MPWST | 68 | $\pm 20\%$ | 10 | 3.00 | 50 | 2.52 | 2,000 |
| L0806C101MPWST | 100 | $\pm 20\%$ | 8 | 4.50 | 40 | 0.796 | 2,000 |

1007 Case Size Standard Type (L-PWS Series)

| Ordering Code | Inductance (μH) | Inductance Tolerance | Minimum Self Resonant Frequency (MHz) | DC Resistance (Ω) ($\pm 30\%$) | Maximum Rated Current (mA) | Measuring Frequency (MHz) | Tape & Reel Packaging Quantity |
|----------------|------------------------------|----------------------|---------------------------------------|---|----------------------------|---------------------------|--------------------------------|
| L1007C1R0MPWST | 1.0 | $\pm 20\%$ | 100 | 0.06 | 500 | 7.96 | 2,000 |
| L1007C1R5MPWST | 1.5 | $\pm 20\%$ | 80 | 0.07 | 400 | 7.96 | 2,000 |
| L1007C2R2MPWST | 2.2 | $\pm 20\%$ | 68 | 0.09 | 340 | 7.96 | 2,000 |
| L1007C3R3MPWST | 3.3 | $\pm 20\%$ | 54 | 0.11 | 270 | 7.96 | 2,000 |
| L1007C4R7MPWST | 4.7 | $\pm 20\%$ | 46 | 0.13 | 240 | 7.96 | 2,000 |
| L1007R4R7MPWST | 4.7 | $\pm 20\%$ | 46 | 0.10 | 235 | 7.96 | 2,000 |
| L1007C6R8MPWST | 6.8 | $\pm 20\%$ | 38 | 0.15 | 195 | 7.96 | 2,000 |
| L1007C100MPWST | 10 | $\pm 20\%$ | 30 | 0.25 | 165 | 2.52 | 2,000 |
| L1007C150MPWST | 15 | $\pm 20\%$ | 23 | 0.32 | 145 | 2.52 | 2,000 |
| L1007C220MPWST | 22 | $\pm 20\%$ | 19 | 0.50 | 115 | 2.52 | 2,000 |
| L1007C330MPWST | 33 | $\pm 20\%$ | 15 | 0.70 | 95 | 2.52 | 2,000 |
| L1007C470MPWST | 47 | $\pm 20\%$ | 12 | 0.95 | 85 | 2.52 | 2,000 |
| L1007C680MPWST | 68 | $\pm 20\%$ | 9.5 | 1.50 | 70 | 2.52 | 2,000 |
| L1007C101MPWST | 100 | $\pm 20\%$ | 9 | 2.10 | 55 | 0.796 | 2,000 |
| L1007C151MPWST | 150 | $\pm 20\%$ | 7 | 3.20 | 45 | 0.796 | 2,000 |
| L1007C221MPWST | 220 | $\pm 20\%$ | 5.5 | 4.50 | 35 | 0.796 | 2,000 |
| L1007C331MPWST | 330 | $\pm 20\%$ | 4.5 | 7.00 | 30 | 0.796 | 2,000 |
| L1007C471MPWST | 470 | $\pm 20\%$ | 3.5 | 10.00 | 25 | 0.796 | 2,000 |
| L1007C681MPWST | 680 | $\pm 20\%$ | 3 | 17.00 | 20 | 0.796 | 2,000 |
| L1007C102MPWST | 1000 | $\pm 20\%$ | 2.4 | 24.00 | 15 | 0.252 | 2,000 |

1207 Case Size Standard Type (L-PWS Series)

| Ordering Code | Inductance (μH) | Inductance Tolerance | Minimum Self Resonant Frequency (MHz) | DC Resistance (Ω) (±30%) | Maximum Rated Current (mA) | Measuring Frequency (MHz) | Tape & Reel Packaging Quantity |
|-----------------|-----------------|----------------------|---------------------------------------|--------------------------|----------------------------|---------------------------|--------------------------------|
| L1207C1R0MPWST | 1.0 | ±20% | 100 | 0.06 | 1075 | 7.96 | 2,000 |
| L1207C1R5MPWST | 1.5 | ±20% | 80 | 0.07 | 860 | 7.96 | 2,000 |
| L1207C2R2MPWST | 2.2 | ±20% | 68 | 0.09 | 775 | 7.96 | 2,000 |
| L1207C3R3MPWST | 3.3 | ±20% | 54 | 0.11 | 560 | 7.96 | 2,000 |
| L1207C4R7MPWST | 4.7 | ±20% | 41 | 0.13 | 550 | 7.96 | 2,000 |
| L1207C6R8MPWST | 6.8 | ±20% | 40 | 0.17 | 380 | 7.96 | 2,000 |
| L1207C100(P)WST | 10 | K=±10%, M=±20% | 30 | 0.25 | 340 | 2.52 | 2,000 |
| L1207C150(P)WST | 15 | K=±10%, M=±20% | 25 | 0.32 | 300 | 2.52 | 2,000 |
| L1207C220(P)WST | 22 | K=±10%, M=±20% | 19 | 0.49 | 255 | 2.52 | 2,000 |
| L1207C330(P)WST | 33 | K=±10%, M=±20% | 15 | 0.75 | 215 | 2.52 | 2,000 |
| L1207C470(P)WST | 47 | K=±10%, M=±20% | 12 | 0.92 | 205 | 2.52 | 2,000 |
| L1207C680(P)WST | 68 | K=±10%, M=±20% | 11 | 1.49 | 145 | 2.52 | 2,000 |
| L1207C101(P)WST | 100 | K=±10%, M=±20% | 8 | 2.40 | 140 | 0.796 | 2,000 |
| L1207C151(P)WST | 150 | K=±10%, M=±20% | 7 | 3.20 | 105 | 0.796 | 2,000 |
| L1207C221(P)WST | 220 | K=±10%, M=±20% | 5 | 5.40 | 80 | 0.796 | 2,000 |
| L1207C331(P)WST | 330 | K=±10%, M=±20% | 4 | 7.00 | 65 | 0.796 | 2,000 |
| L1207C471(P)WST | 470 | K=±10%, M=±20% | 3.5 | 14.00 | 54 | 0.796 | 2,000 |
| L1207C681(P)WST | 680 | K=±10%, M=±20% | 3 | 17.00 | 45 | 0.796 | 2,000 |
| L1207C102(P)WST | 1000 | K=±10%, M=±20% | 2.4 | 27.00 | 39 | 0.252 | 2,000 |

() - Insert Inductance Tolerance Code (K or M)

0603 Case Size Standard Type (L-PWF Series - Bottom Surface Electrodes)

| Ordering Code | Inductance (μH) | Inductance Tolerance | Minimum Self Resonant Frequency (MHz) | DC Resistance (Ω) (±30%) | Maximum Rated Current (mA) | Measuring Frequency (MHz) | Tape & Reel Packaging Quantity |
|-----------------|-----------------|----------------------|---------------------------------------|--------------------------|----------------------------|---------------------------|--------------------------------|
| L0603B1R0MPWFT | 1.0 | ±20% | 100 | 0.19 | 620 | 7.96 | 3,000 |
| L0603B2R2MPWFT | 2.2 | ±20% | 70 | 0.33 | 430 | 7.96 | 3,000 |
| L0603B4R7MPWFT | 4.7 | ±20% | 45 | 0.50 | 295 | 7.96 | 3,000 |
| L0603B100(P)WFT | 10 | K=±10%, M=±20% | 40 | 1.20 | 200 | 2.52 | 3,000 |
| L0603B220(P)WFT | 22 | K=±10%, M=±20% | 16 | 3.70 | 130 | 2.52 | 3,000 |
| L0603B470(P)WFT | 47 | K=±10%, M=±20% | 11 | 5.80 | 90 | 2.52 | 3,000 |

() - Insert Inductance Tolerance Code (K or M)

0805 Case Size High Current Type (L-PWI Series)

| Ordering Code | Inductance (μH) | Inductance Tolerance | Minimum Self Resonant Frequency (MHz) | DC Resistance (Ω) (±30%) | Maximum Rated Current (mA) | Measuring Frequency (MHz) | Tape & Reel Packaging Quantity |
|----------------|-----------------|----------------------|---------------------------------------|--------------------------|----------------------------|---------------------------|--------------------------------|
| L0805C1R0MPWIT | 1.0 | ±20% | 100 | 0.19 | 620 | 7.96 | 3,000 |
| L0805C2R2MPWIT | 2.2 | ±20% | 70 | 0.33 | 430 | 7.96 | 3,000 |
| L0805C4R7MPWIT | 4.7 | ±20% | 45 | 0.50 | 295 | 7.96 | 3,000 |
| L0805C100MPWIT | 10 | ±20% | 40 | 1.20 | 200 | 2.52 | 3,000 |
| L0805C220MPWIT | 22 | ±20% | 16 | 3.70 | 130 | 2.52 | 3,000 |
| L0805C470MPWIT | 47 | ±20% | 11 | 5.80 | 90 | 2.52 | 3,000 |

0806 Case Size High Current Type (L-PWI Series)

| Ordering Code | Inductance (μH) | Inductance Tolerance | Minimum Self Resonant Frequency (MHz) | DC Resistance (Ω) (±30%) | Maximum Rated Current (mA) | Measuring Frequency (MHz) | Tape & Reel Packaging Quantity |
|----------------|-----------------|----------------------|---------------------------------------|--------------------------|----------------------------|---------------------------|--------------------------------|
| L0806C1R0MPWIT | 1.0 | ±20% | 100 | 0.10 | 690 | 7.96 | 2,000 |
| L0806C1R5MPWIT | 1.5 | ±20% | 80 | 0.15 | 600 | 7.96 | 2,000 |
| L0806C2R2MPWIT | 2.2 | ±20% | 70 | 0.20 | 520 | 7.96 | 2,000 |
| L0806C3R3MPWIT | 3.3 | ±20% | 55 | 0.27 | 410 | 7.96 | 2,000 |
| L0806C4R7MPWIT | 4.7 | ±20% | 45 | 0.37 | 355 | 7.96 | 2,000 |
| L0806C6R8MPWIT | 6.8 | ±20% | 38 | 0.59 | 290 | 7.96 | 2,000 |
| L0806C100MPWIT | 10 | ±20% | 32 | 0.82 | 245 | 2.52 | 2,000 |
| L0806C150MPWIT | 15 | ±20% | 28 | 1.20 | 200 | 2.52 | 2,000 |
| L0806C220MPWIT | 22 | ±20% | 16 | 1.80 | 165 | 2.52 | 2,000 |
| L0806C330MPWIT | 33 | ±20% | 14 | 2.80 | 135 | 2.52 | 2,000 |
| L0806C470MPWIT | 47 | ±20% | 11 | 4.30 | 110 | 2.52 | 2,000 |
| L0806C680MPWIT | 68 | ±20% | 10 | 7.00 | 95 | 2.52 | 2,000 |
| L0806C101MPWIT | 100 | ±20% | 8 | 8.00 | 75 | 0.796 | 2,000 |

Wire Wound Chip Inductors - L-PWS, L-PWF, L-PWI, L-PWR Series

1007 Case Size High Current Type (L-PWI Series)

| Ordering Code | Inductance (μH) | Inductance Tolerance | Minimum Self Resonant Frequency (MHz) | DC Resistance (Ω) (±30%) | Maximum Rated Current (mA) | Measuring Frequency (MHz) | Tape & Reel Packaging Quantity |
|-----------------|-----------------|----------------------|---------------------------------------|--------------------------|----------------------------|---------------------------|--------------------------------|
| L1007C1R0MPWIT | 1.0 | ±20% | 100 | 0.08 | 775 | 7.96 | 2,000 |
| L1007R1R0MPWIT* | 1.0 | ±20% | 100 | 0.065 | 890 | 7.96 | 2,000 |
| L1007C1R5MPWIT | 1.5 | ±20% | 80 | 0.11 | 660 | 7.96 | 2,000 |
| L1007C2R2MPWIT | 2.2 | ±20% | 68 | 0.13 | 600 | 7.96 | 2,000 |
| L1007C3R3MPWIT | 3.3 | ±20% | 54 | 0.16 | 500 | 7.96 | 2,000 |
| L1007C4R7MPWIT | 4.7 | ±20% | 41 | 0.20 | 430 | 7.96 | 2,000 |
| L1007C6R8MPWIT | 6.8 | ±20% | 38 | 0.30 | 360 | 7.96 | 2,000 |
| L1007C100MPWIT | 10 | ±20% | 30 | 0.36 | 300 | 2.52 | 2,000 |
| L1007C150MPWIT | 15 | ±20% | 23 | 0.65 | 250 | 2.52 | 2,000 |
| L1007C220MPWIT | 22 | ±20% | 19 | 0.77 | 210 | 2.52 | 2,000 |
| L1007C330MPWIT | 33 | ±20% | 15 | 1.50 | 170 | 2.52 | 2,000 |
| L1007C470MPWIT | 47 | ±20% | 12 | 1.90 | 150 | 2.52 | 2,000 |
| L1007C680MPWIT | 68 | ±20% | 9.5 | 2.80 | 120 | 2.52 | 2,000 |
| L1007C101MPWIT | 100 | ±20% | 9.0 | 3.70 | 100 | 0.796 | 2,000 |
| L1007C151MPWIT | 150 | ±20% | 7.0 | 6.10 | 85 | 0.796 | 2,000 |
| L1007C221MPWIT | 220 | ±20% | 5.5 | 8.40 | 70 | 0.796 | 2,000 |
| L1007C331MPWIT | 330 | ±20% | 4.5 | 12.30 | 60 | 0.796 | 2,000 |
| L1007C471MPWIT | 470 | ±20% | 3.5 | 22.00 | 45 | 0.796 | 2,000 |
| L1007C681MPWIT | 680 | ±20% | 3.0 | 28.00 | 35 | 0.796 | 2,000 |

* Low Rdc Type

0805 Case Size Low Rdc Type (L-PWR Series)

| Ordering Code | Inductance (μH) | Inductance Tolerance | Minimum Self Resonant Frequency (MHz) | DC Resistance (Ω) (±30%) | Maximum Rated Current (mA) | Measuring Frequency (MHz) | Tape & Reel Packaging Quantity |
|----------------|-----------------|----------------------|---------------------------------------|--------------------------|----------------------------|---------------------------|--------------------------------|
| L0805R1R0MPWRT | 1.0 | ±20% | 100 | 0.07 | 200 | 7.96 | 3,000 |
| L0805R2R2MPWRT | 2.2 | ±20% | 80 | 0.13 | 175 | 7.96 | 3,000 |
| L0805R4R7MPWRT | 4.7 | ±20% | 45 | 0.24 | 150 | 7.96 | 3,000 |
| L0805R100MPWRT | 10 | ±20% | 32 | 0.36 | 125 | 2.52 | 3,000 |
| L0805R220MPWRT | 22 | ±20% | 16 | 1.00 | 100 | 2.52 | 3,000 |
| L0805R470MPWRT | 47 | ±20% | 11 | 1.70 | 75 | 2.52 | 3,000 |
| L0805R101MPWRT | 100 | ±20% | 8 | 4.00 | 50 | 0.796 | 3,000 |

1007 Case Size Low Rdc Type (L-PWR Series)

| Ordering Code | Inductance (μH) | Inductance Tolerance | Minimum Self Resonant Frequency (MHz) | DC Resistance (Ω) (±30%) | Maximum Rated Current (mA) | Measuring Frequency (MHz) | Tape & Reel Packaging Quantity |
|----------------|-----------------|----------------------|---------------------------------------|--------------------------|----------------------------|---------------------------|--------------------------------|
| L1007R1R0MPWRT | 1.0 | ±20% | 100 | 0.045 | 400 | 7.96 | 2,000 |
| L1007R2R2MPWRT | 2.2 | ±20% | 68 | 0.07 | 280 | 7.96 | 2,000 |
| L1007R4R7MPWRT | 4.7 | ±20% | 45 | 0.1 | 200 | 7.96 | 2,000 |
| L1007R100MPWRT | 10 | ±20% | 30 | 0.19 | 180 | 2.52 | 2,000 |
| L1007R220MPWRT | 22 | ±20% | 19 | 0.44 | 120 | 2.52 | 2,000 |
| L1007R470MPWRT | 47 | ±20% | 11 | 0.84 | 95 | 2.52 | 2,000 |
| L1007R101MPWRT | 100 | ±20% | 9 | 1.89 | 75 | 0.796 | 2,000 |

Wire Wound Chip Inductors - L-DWS/L-DWI/L-DWL/L-DWF Series

Features:

- Small size wound chip inductor with high current
- Dimension without directional influence on mountability and characteristics

Operating Temperature:

- -1 °C to +105°C (including self-generated heat)

Applications:

- Digital Still Cameras (DSC), Digital Video Cameras (DVC), PDA's and other portable digital equipment
- For DC-DC converter circuit

Part Numbering Table



Dimension Table in millimeters (inches)



| EIA Case Size | Metric Dim. Code | L Length (inches) | W Width (inches) | T Thickness Maximum (inches) | E (inches) |
|---------------|------------------|----------------------------|-----------------------------|------------------------------|-----------------------------|
| 0603 | 1608 | 1.6 ±0.2 (0.063 ±0.008) | 0.8 ±0.2 (0.031 ±0.008) | 0.8 ±0.2 (0.031 ±0.008) | 0.4 ±0.15 (0.015 ±0.006) |
| 0805 | 2012 | 2.0 ±0.2 (0.079 ±0.008) | 1.25 ±0.2 (0.049 ±0.008) | 1.25 ±0.2 (0.049 ±0.008) | 0.5 ±0.2 (0.02 ±0.008) |
| 0806 | 2016 | 2.0 ±0.2 (0.079 ±0.008) | 1.6 ±0.2 (0.063 ±0.008) | 1.6 ±0.2 (0.063 ±0.008) | 0.5 ±0.2 (0.02 ±0.008) |
| 1007 | 2518 | 2.5 ±0.2 (0.098 ±0.008) | 1.8 ±0.2 (0.071 ±0.008) | 1.8 ±0.2 (0.071 ±0.008) | 0.5 ±0.2 (0.02 ±0.008) |
| 1210 | 3225 | 3.2 ±0.2 (0.126 ±0.008) | 2.5 ±0.2 (0.098 ±0.008) | 2.5 ±0.2 (0.098 ±0.008) | 0.6 ±0.3 (0.024 ±0.012) |

Wire Wound Chip Inductors - L-DWS, L-DWI, L-DWL, L-DWF Series

0805 Case Size Standard Type (L-DWS Series)

| Ordering Code | Inductance (μH) | Inductance Tolerance | Minimum Self Resonant Frequency (MHz) | DC Resistance (Ω) (±30%) | Maximum Rated Current (mA) | | Measuring Frequency (MHz) | Tape & Reel Packaging Quantity |
|----------------|-----------------|----------------------|---------------------------------------|--------------------------|----------------------------|-----|---------------------------|--------------------------------|
| | | | | | 1 | 2 | | |
| L0805C2R2MDWST | 2.2 | ±20% | 80 | 0.23 | 410 | 770 | 7.96 | 3,000 |
| L0805C4R7MDWST | 4.7 | ±20% | 45 | 0.40 | 300 | 580 | 7.96 | 3,000 |
| L0805R100MDWST | 10 | ±20% | 32 | 0.50 | 200 | 520 | 2.52 | 3,000 |
| L0805C220MDWST | 22 | ±20% | 16 | 1.70 | 135 | 280 | 2.52 | 3,000 |
| L0805C470MDWST | 47 | ±20% | 11 | 3.70 | 90 | 190 | 2.52 | 3,000 |

0806 Case Size Standard Type (L-DWS Series)

| Ordering Code | Inductance (μH) | Inductance Tolerance | Minimum Self Resonant Frequency (MHz) | DC Resistance (Ω) (±30%) | Maximum Rated Current (mA) | | Measuring Frequency (MHz) | Tape & Reel Packaging Quantity |
|----------------|-----------------|----------------------|---------------------------------------|--------------------------|----------------------------|------|---------------------------|--------------------------------|
| | | | | | 1 | 2 | | |
| L0806C2R2MDWST | 2.2 | ±20% | 70 | 0.13 | 510 | 1000 | 7.96 | 2,000 |
| L0806C4R7MDWST | 4.7 | ±20% | 45 | 0.25 | 340 | 740 | 7.96 | 2,000 |
| L0806C100MDWST | 10 | ±20% | 32 | 0.50 | 250 | 520 | 2.52 | 2,000 |
| L0806C220MDWST | 22 | ±20% | 16 | 1.00 | 165 | 370 | 2.52 | 2,000 |
| L0806C470MDWST | 47 | ±20% | 11 | 2.40 | 110 | 240 | 2.52 | 2,000 |

1007 Case Size Standard Type (L-DWS Series)

| Ordering Code | Inductance (μH) | Inductance Tolerance | Minimum Self Resonant Frequency (MHz) | DC Resistance (Ω) (±30%) | Maximum Rated Current (mA) | | Measuring Frequency (MHz) | Tape & Reel Packaging Quantity |
|----------------|-----------------|----------------------|---------------------------------------|--------------------------|----------------------------|------|---------------------------|--------------------------------|
| | | | | | 1 | 2 | | |
| L1007C2R2MDWST | 2.2 | ±20% | 68 | 0.09 | 510 | 1300 | 7.96 | 2,000 |
| L1007C4R7MDWST | 4.7 | ±20% | 46 | 0.13 | 340 | 1100 | 7.96 | 2,000 |
| L1007C100MDWST | 10 | ±20% | 30 | 0.25 | 250 | 820 | 2.52 | 2,000 |
| L1007C220MDWST | 22 | ±20% | 19 | 0.50 | 165 | 580 | 2.52 | 2,000 |
| L1007C470MDWST | 47 | ±20% | 12 | 0.95 | 110 | 420 | 2.52 | 2,000 |

0805 Case Size High Current Type (L-DWI Series)

| Ordering Code | Inductance (μH) | Inductance Tolerance | Minimum Self Resonant Frequency (MHz) | DC Resistance (Ω) (±30%) | Maximum Rated Current (mA) | | Measuring Frequency (MHz) | Tape & Reel Packaging Quantity |
|----------------|-----------------|----------------------|---------------------------------------|--------------------------|----------------------------|-----|---------------------------|--------------------------------|
| | | | | | 1 | 2 | | |
| L0805C1R0MDWIT | 1.0 | ±20% | 100 | 0.19 | 700 | 840 | 7.96 | 3,000 |
| L0805C2R2MDWIT | 2.2 | ±20% | 70 | 0.33 | 530 | 640 | 7.96 | 3,000 |
| L0805C4R7MDWIT | 4.7 | ±20% | 45 | 0.50 | 360 | 520 | 7.96 | 3,000 |
| L0805C100MDWIT | 10 | ±20% | 40 | 1.20 | 240 | 340 | 2.52 | 3,000 |
| L0805C220MDWIT | 22 | ±20% | 16 | 3.70 | 170 | 190 | 2.52 | 3,000 |
| L0805C470MDWIT | 47 | ±20% | 11 | 5.80 | 120 | 150 | 2.52 | 3,000 |

0806 Case Size High Current Type (L-DWI Series)

| Ordering Code | Inductance (μH) | Inductance Tolerance | Minimum Self Resonant Frequency (MHz) | DC Resistance (Ω) (±30%) | Maximum Rated Current (mA) | | Measuring Frequency (MHz) | Tape & Reel Packaging Quantity |
|------------------|-----------------|----------------------|---------------------------------------|--------------------------|----------------------------|------|---------------------------|--------------------------------|
| | | | | | 1 | 2 | | |
| L0806C1R0MDWIT | 1.0 | ±20% | 100 | 0.1 | 1100 | 1100 | 7.96 | 3,000 |
| L0806C1R5MDWIT | 1.5 | ±20% | 80 | 0.15 | 1000 | 1000 | 7.96 | 3,000 |
| L0806C2R2MDWIT | 2.2 | ±20% | 70 | 0.20 | 750 | 720 | 7.96 | 3,000 |
| L0806C3R3MDWIT | 3.3 | ±20% | 55 | 0.27 | 600 | 610 | 7.96 | 3,000 |
| L0806C4R7MDWIT | 4.7 | ±20% | 45 | 0.37 | 550 | 530 | 7.96 | 3,000 |
| L0806C6R8MDWIT | 6.8 | ±20% | 38 | 0.59 | 450 | 450 | 7.96 | 3,000 |
| L0806C100()DWIT | 10 | K=±10%, M=±20% | 32 | 0.82 | 380 | 350 | 2.52 | 3,000 |
| L0806C150()DWIT | 15 | K=±10%, M=±20% | 28 | 1.2 | 300 | 300 | 2.52 | 3,000 |
| L0806C220()DWIT | 22 | K=±10%, M=±20% | 16 | 1.8 | 250 | 240 | 2.52 | 3,000 |
| L0806C330()DWIT | 33 | K=±10%, M=±20% | 14 | 2.8 | 220 | 220 | 2.52 | 3,000 |
| L0806C470()DWIT | 47 | K=±10%, M=±20% | 11 | 4.3 | 150 | 150 | 2.52 | 3,000 |
| L0806C680()DWIT | 68 | K=±10%, M=±20% | 10 | 7 | 130 | 130 | 2.52 | 3,000 |
| L0806C101()DWIT | 100 | K=±10%, M=±20% | 8 | 8 | 110 | 110 | 0.796 | 3,000 |

() - Insert Inductance Tolerance Code (K or M)

*For rated current of ordinary small power choke coils, please refer to the rated current (1) in the above table.

*For current (2) is the current for instantaneous flow such as plunging current of DC/DC converter.

In case of usage in the circuit where large current may be semicontinuously applied over 5 minutes with auto recovery circuit, etc, please contact our sales section before practical application.

Rated current (1):Current value to guarantee -30% of nominal inductance

Rated current (2):Current value to guarantee component temperature within ΔT = 40°C with current flow. (It's not the current to guarantee the inductance value)

1007 Case Size High Current Type (L-DWI Series)

| Ordering Code | Inductance (µH) | Inductance Tolerance | Minimum Self Resonant Frequency (MHz) | DC Resistance (Ω) (±30%) | Maximum Rated Current (mA) | | Measuring Frequency (MHz) | Tape & Reel Packaging Quantity |
|----------------|-----------------|----------------------|---------------------------------------|--------------------------|----------------------------|------|---------------------------|--------------------------------|
| | | | | | 1 | 2 | | |
| L1007C1R0MDWIT | 1.0 | ±20% | 100 | 0.08 | 1000 | 1200 | 7.96 | 2,000 |
| L1007C2R2MDWIT | 2.2 | ±20% | 68 | 0.13 | 890 | 1100 | 7.96 | 2,000 |
| L1007C4R7MDWIT | 4.7 | ±20% | 41 | 0.20 | 680 | 920 | 7.96 | 2,000 |
| L1007C100MDWIT | 10 | ±20% | 30 | 0.36 | 480 | 680 | 2.52 | 2,000 |
| L1007C220MDWIT | 22 | ±20% | 19 | 0.77 | 320 | 460 | 2.52 | 2,000 |
| L1007C470MDWIT | 47 | ±20% | 12 | 1.90 | 240 | 290 | 2.52 | 2,000 |
| L1007C101MDWIT | 100 | ±20% | 9 | 3.7 | 160 | 170 | 0.796 | 2,000 |
| L1007C220MDWIT | 220 | ±20% | 5.5 | 8.4 | 115 | 110 | 0.796 | 2,000 |
| L1007C470MDWIT | 470 | ±20% | 3.5 | 22 | 80 | 70 | 0.796 | 2,000 |
| L1007C681MDWIT | 680 | ±20% | 3 | 28 | 65 | 60 | 0.796 | 2,000 |

1210 Case Size High Current Low Rdc Type (L-DWI Series)

| Ordering Code | Inductance (µH) | Inductance Tolerance | Minimum Self Resonant Frequency (MHz) | DC Resistance (Ω) (±30%) | Maximum Rated Current (mA) | | Measuring Frequency (MHz) | Tape & Reel Packaging Quantity |
|------------------|-----------------|----------------------|---------------------------------------|--------------------------|----------------------------|------|---------------------------|--------------------------------|
| | | | | | 1 | 2 | | |
| L1210R1R0MDWIT | 1.0 | ±20% | 250 | 0.055 | 2000 | 1440 | 0.1 | 1,000 |
| L1210R1R5MDWIT | 1.5 | ±20% | 220 | 0.06 | 2000 | 1310 | 0.1 | 1,000 |
| L1210R2R2MDWIT | 2.2 | ±20% | 190 | 0.08 | 2000 | 1130 | 0.1 | 1,000 |
| L1210R3R3MDWIT | 3.3 | ±20% | 160 | 0.095 | 1800 | 1040 | 0.1 | 1,000 |
| L1210R4R7MDWIT | 4.7 | ±20% | 70 | 0.1 | 1250 | 1010 | 0.1 | 1,000 |
| L1210R6R8MDWIT | 6.8 | ±20% | 50 | 0.12 | 930 | 940 | 0.1 | 1,000 |
| L1210R100()DWIT | 10 | K=±10%, M=±20% | 23 | 0.133 | 900 | 900 | 0.1 | 1,000 |
| L1210R150()DWIT | 15 | K=±10%, M=±20% | 20 | 0.195 | 730 | 850 | 0.1 | 1,000 |
| L1210R220()DWIT | 22 | K=±10%, M=±20% | 17 | 0.27 | 620 | 780 | 0.1 | 1,000 |
| L1210R330()DWIT | 33 | K=±10%, M=±20% | 13 | 0.41 | 500 | 570 | 0.1 | 1,000 |
| L1210R470()DWIT | 47 | K=±10%, M=±20% | 10 | 0.67 | 390 | 480 | 0.1 | 1,000 |
| L1210R680()DWIT | 68 | K=±10%, M=±20% | 8 | 1 | 320 | 410 | 0.1 | 1,000 |
| L1210R101()DWIT | 100 | K=±10%, M=±20% | 6 | 1.4 | 270 | 340 | 0.1 | 1,000 |

() - Insert Inductance Tolerance Code (K or M)

0805 Case Size Low Profile Type (L-DWL Series)

| Ordering Code | Inductance (µH) | Inductance Tolerance | Minimum Self Resonant Frequency (MHz) | DC Resistance (Ω) (±30%) | Maximum Rated Current (mA) | | Measuring Frequency (MHz) | Tape & Reel Packaging Quantity |
|----------------|-----------------|----------------------|---------------------------------------|--------------------------|----------------------------|-----|---------------------------|--------------------------------|
| | | | | | 1 | 2 | | |
| L0805C4R7MDWLT | 4.7 | ±20% | 45 | 0.66 | 275 | 490 | 0.10 | 4,000 |
| L0805C100MDWLT | 10 | ±20% | 32 | 1.00 | 205 | 370 | 0.10 | 4,000 |
| L0805C470MDWLT | 47 | ±20% | 11 | 4.20 | 100 | 140 | 0.10 | 4,000 |

0603 Case Size Power, Bottom Surface Electrode Type (L-DWF 1608 Series)

| Ordering Code | Inductance (µH) | Inductance Tolerance | Minimum Self Resonant Frequency (MHz) | DC Resistance (Ω) (±30%) | Maximum Rated Current (mA) | | Measuring Frequency (MHz) | Tape & Reel Packaging Quantity |
|------------------|-----------------|----------------------|---------------------------------------|--------------------------|----------------------------|-----|---------------------------|--------------------------------|
| | | | | | 1 | 2 | | |
| L0603B1R0MDWFT | 1.0 | ±20% | 100 | 0.09 | 290 | 770 | 7.96 | 2,000 |
| L0603B2R2MDWFT | 2.2 | ±20% | 80 | 0.17 | 190 | 560 | 7.96 | 2,000 |
| L0603B4R7MDWFT | 4.7 | ±20% | 45 | 0.24 | 145 | 470 | 7.96 | 2,000 |
| L0603B100()DWFT | 10 | K=±10%, M=±20% | 32 | 0.36 | 115 | 380 | 2.52 | 2,000 |
| L0603B220()DWFT | 22 | K=±10%, M=±20% | 16 | 1.00 | 70 | 230 | 2.52 | 2,000 |
| L0603B470()DWFT | 47 | K=±10%, M=±20% | 11 | 2.5 | 50 | 140 | 2.52 | 2,000 |

() - Insert Inductance Tolerance Code (K or M)

*For rated current of ordinary small power choke coils, please refer to the rated current (1) in the above table.

*For current (2) is the current for instantaneous flow such as plunging current of DC/DC converter.

In case of usage in the circuit where large current may be semicontinuously applied over 5 minutes with auto recovery circuit, etc, please contact our sales section before practical application.

Rated current (1): Current value to guarantee -30% of nominal inductance (at 20°C)

Rated current (2): Current value to guarantee component temperature within ΔT = 40°C with current flow. (It's not the current to guarantee the inductance value)

Multilayer Chip Inductors for High Frequency - L-RMS Series

Features:

- Multilayer inductor made of advanced ceramics with low resistivity silver used as internal conductors, provides excellent Q and SRF characteristics
- Multilayer block structure ensures outstanding reliability, high productivity and excellent product quality

Operating Temperature:

- 0201: -55°C to +125°C
- 0402: -55°C to +125°C
- 0805: -40°C to +85°C

Applications:

- Designed to address surface mount inductor needs for applications above 100MHz
- Mobile phones and pagers
- High frequency circuits
- EMI counter measures in high frequency circuits

Part Numbering Table



Dimension Table in millimeters (inches)



| EIA Case Size | Metric Dim. Code | L Length (inches) | W Width (inches) | T Thickness Maximum (inches) | E (inches) |
|---------------|------------------|--|-----------------------------|---|------------------------------|
| 0201 | 0603 | 0.6 ±0.03 (0.024 ±0.001) | 0.3 ±0.03 (0.012 ±0.001) | 0.3 ±0.03 (0.012 ±0.001) | 0.15 ±0.05 (0.006 ±0.002) |
| 0402 | 1005 | 1.0 ±0.05 (0.039 ±0.002) | 0.5 ±0.05 (0.02 ±0.002) | 0.5 ±0.05 (0.02 ±0.002) | 0.25 ±0.10 (0.01 ±0.004) |
| 0603 | 1608 | 1.6 ±0.15 (0.063 ±0.006) | 0.8 ±0.15 (0.031 ±0.006) | 0.8 ±0.15 (0.031 ±0.006) | 0.3 ±0.2 (0.012 ±0.008) |
| 0805 | 2125 | 2.0 +0.3/-0.1 (0.079 +0.012/-0.004) | 1.25 ±0.2 (0.049 ±0.008) | 0.85 ±0.2 1.0 +0.2/-0.3 (0.033 ±0.008) (0.039 +0.008/-0.012) | 0.5 ±0.3 (0.020 ±0.012) |

0201 Case Size Multilayer Chip Inductors for High Frequency (L-RMS Series)

| Ordering Code | Inductance (nH) | Inductance Tolerance | Q min. | Measuring Frequency (MHz) | Typical Q | | | | | Self-resonant Frequency (MHz) | | DC Resistance (Ω) | | Maximum Rated Current (mA) | Thickness mm (inches) | Tape & Reel Packaging Quantity |
|----------------|-----------------|----------------------|--------|---------------------------|-----------------|-----|-----|-----|------|-------------------------------|--------|----------------------------|-------|----------------------------|-------------------------------------|--------------------------------|
| | | | | | Frequency (MHz) | | | | | min. | typ. | max. | typ. | | | |
| | | | | | 100 | 300 | 500 | 800 | 1000 | | | | | | | |
| L0201C1N0SRMST | 1.0 | $\pm 0.3nH$ | 4 | 100 | 6 | 12 | 17 | 22 | 27 | 10000 | >13000 | 0.14 | 0.088 | 250 | 0.30 \pm 0.03 (0.012 \pm 0.001) | 15,000 |
| L0201C1N2SRMST | 1.2 | $\pm 0.3nH$ | 4 | 100 | 6 | 12 | 16 | 21 | 25 | 10000 | >13000 | 0.14 | 0.089 | 250 | 0.30 \pm 0.03 (0.012 \pm 0.001) | 15,000 |
| L0201C1N5SRMST | 1.5 | $\pm 0.3nH$ | 4 | 100 | 6 | 12 | 15 | 20 | 23 | 10000 | >13000 | 0.18 | 0.11 | 230 | 0.30 \pm 0.03 (0.012 \pm 0.001) | 15,000 |
| L0201C1N8SRMST | 1.8 | $\pm 0.3nH$ | 4 | 100 | 6 | 12 | 15 | 20 | 23 | 10000 | >13000 | 0.19 | 0.12 | 200 | 0.30 \pm 0.03 (0.012 \pm 0.001) | 15,000 |
| L0201C2N2SRMST | 2.2 | $\pm 0.3nH$ | 4 | 100 | 6 | 12 | 15 | 20 | 22 | 8800 | 12500 | 0.22 | 0.14 | 200 | 0.30 \pm 0.03 (0.012 \pm 0.001) | 15,000 |
| L0201C2N7SRMST | 2.7 | $\pm 0.3nH$ | 5 | 100 | 7 | 12 | 15 | 20 | 22 | 7700 | 11000 | 0.25 | 0.16 | 200 | 0.30 \pm 0.03 (0.012 \pm 0.001) | 15,000 |
| L0201C3N3SRMST | 3.3 | $\pm 0.3nH$ | 5 | 100 | 7 | 12 | 15 | 20 | 22 | 6700 | 9600 | 0.30 | 0.19 | 180 | 0.30 \pm 0.03 (0.012 \pm 0.001) | 15,000 |
| L0201C3N9SRMST | 3.9 | $\pm 0.3nH$ | 5 | 100 | 7 | 12 | 15 | 20 | 22 | 6000 | 8600 | 0.30 | 0.20 | 170 | 0.30 \pm 0.03 (0.012 \pm 0.001) | 15,000 |
| L0201C4N7SRMST | 4.7 | $\pm 0.3nH$ | 5 | 100 | 7 | 12 | 15 | 19 | 21 | 5300 | 7600 | 0.40 | 0.25 | 150 | 0.30 \pm 0.03 (0.012 \pm 0.001) | 15,000 |
| L0201C5N6SRMST | 5.6 | $\pm 0.3nH$ | 5 | 100 | 7 | 12 | 15 | 19 | 21 | 4600 | 6600 | 0.40 | 0.25 | 150 | 0.30 \pm 0.03 (0.012 \pm 0.001) | 15,000 |
| L0201C6N8JRMST | 6.8 | $\pm 5\%$ | 5 | 100 | 7 | 11 | 14 | 18 | 20 | 3900 | 5600 | 0.48 | 0.30 | 150 | 0.30 \pm 0.03 (0.012 \pm 0.001) | 15,000 |
| L0201C8N2JRMST | 8.2 | $\pm 5\%$ | 5 | 100 | 7 | 11 | 14 | 18 | 19 | 3400 | 4900 | 0.55 | 0.34 | 150 | 0.30 \pm 0.03 (0.012 \pm 0.001) | 15,000 |
| L0201C10NJRMST | 10 | $\pm 5\%$ | 5 | 100 | 7 | 11 | 14 | 17 | 18 | 2900 | 4200 | 0.63 | 0.39 | 150 | 0.30 \pm 0.03 (0.012 \pm 0.001) | 15,000 |
| L0201C12NJRMST | 12 | $\pm 5\%$ | 5 | 100 | 7 | 11 | 14 | 17 | 18 | 2700 | 3800 | 0.70 | 0.45 | 100 | 0.30 \pm 0.03 (0.012 \pm 0.001) | 15,000 |
| L0201C15NJRMST | 15 | $\pm 5\%$ | 5 | 100 | 7 | 11 | 13 | 16 | 17 | 2300 | 3300 | 0.80 | 0.50 | 100 | 0.30 \pm 0.03 (0.012 \pm 0.001) | 15,000 |
| L0201C18NJRMST | 18 | $\pm 5\%$ | 5 | 100 | 7 | 11 | 13 | 16 | 17 | 2100 | 3000 | 0.90 | 0.57 | 100 | 0.30 \pm 0.03 (0.012 \pm 0.001) | 15,000 |
| L0201C22NJRMST | 22 | $\pm 5\%$ | 5 | 100 | 7 | 11 | 13 | 15 | 16 | 1800 | 2600 | 1.20 | 0.71 | 100 | 0.30 \pm 0.03 (0.012 \pm 0.001) | 15,000 |
| L0201C27NJRMST | 27 | $\pm 5\%$ | 4 | 100 | 6 | 10 | 12 | 14 | 15 | 1800 | 2600 | 1.80 | 1.11 | 50 | 0.30 \pm 0.03 (0.012 \pm 0.001) | 15,000 |
| L0201C33NJRMST | 33 | $\pm 5\%$ | 4 | 100 | 6 | 10 | 12 | 14 | 14 | 1700 | 2400 | 2.10 | 1.33 | 50 | 0.30 \pm 0.03 (0.012 \pm 0.001) | 15,000 |
| L0201C39NJRMST | 39 | $\pm 5\%$ | 4 | 100 | 6 | 10 | 12 | 13 | 12 | 1500 | 2100 | 2.40 | 1.51 | 50 | 0.30 \pm 0.03 (0.012 \pm 0.001) | 15,000 |
| L0201C47NJRMST | 47 | $\pm 5\%$ | 4 | 100 | 6 | 10 | 11 | 12 | 11 | 1300 | 1800 | 2.80 | 1.74 | 50 | 0.30 \pm 0.03 (0.012 \pm 0.001) | 15,000 |
| L0201C56NJRMST | 56 | $\pm 5\%$ | 4 | 100 | 6 | 10 | 11 | 11 | 10 | 1100 | 1600 | 3.00 | 1.85 | 50 | 0.30 \pm 0.03 (0.012 \pm 0.001) | 15,000 |
| L0201C68NJRMST | 68 | $\pm 5\%$ | 4 | 100 | 6 | 10 | 11 | 11 | 10 | 1100 | 1500 | 3.00 | 2.30 | 50 | 0.30 \pm 0.03 (0.012 \pm 0.001) | 15,000 |
| L0201C82NJRMST | 82 | $\pm 5\%$ | 4 | 100 | 6 | 10 | 11 | 10 | 8 | 1000 | 1400 | 3.50 | 2.60 | 50 | 0.30 \pm 0.03 (0.012 \pm 0.001) | 15,000 |
| L0201CR10JRMST | 100 | $\pm 5\%$ | 4 | 100 | 6 | 9 | 10 | 9 | 6 | 900 | 1200 | 4.00 | 3.00 | 40 | 0.30 \pm 0.03 (0.012 \pm 0.001) | 15,000 |

Multilayer Chip Inductors - High Frequency - L-RMS Series

0402 Case Size Multilayer Chip Inductors for High Frequency (L-RMS Series)

| Ordering Code | Inductance (nH) | Inductance Tolerance | Q min. | Measuring Frequency (MHz) | Typical Q | | | | | Self-resonant Frequency (MHz) | | DC Resistance (Ω) | | Maximum Rated Current (mA) | | Thickness mm (inches) | Tape & Reel Packaging Quantity |
|----------------|-----------------|----------------------|--------|---------------------------|-----------------|-----|-----|-----|------|-------------------------------|--------|----------------------------|------|----------------------------|--------------|--------------------------|--------------------------------|
| | | | | | Frequency (MHz) | | | | | min. | typ. | max. | typ. | -55° to 125°C | -55° to 85°C | | |
| | | | | | 100 | 300 | 500 | 800 | 1000 | | | | | | | | |
| L0402C1N0SRMST | 1.0 | ±0.3nH | 8 | 100 | 11 | 25 | 34 | 43 | 52 | 10000 | >13000 | 0.08 | 0.04 | 300 | 900 | 0.50 ±0.05 (0.02 ±0.002) | 10,000 |
| L0402C1N2SRMST | 1.2 | ±0.3nH | 8 | 100 | 11 | 25 | 35 | 44 | 52 | 10000 | >13000 | 0.09 | 0.04 | 300 | 900 | 0.50 ±0.05 (0.02 ±0.002) | 10,000 |
| L0402C1N5SRMST | 1.5 | ±0.3nH | 8 | 100 | 11 | 24 | 33 | 44 | 48 | 6000 | >13000 | 0.10 | 0.05 | 300 | 850 | 0.50 ±0.05 (0.02 ±0.002) | 10,000 |
| L0402C1N8SRMST | 1.8 | ±0.3nH | 8 | 100 | 11 | 23 | 30 | 36 | 42 | 6000 | 11000 | 0.12 | 0.06 | 300 | 700 | 0.50 ±0.05 (0.02 ±0.002) | 10,000 |
| L0402C2N0SRMST | 2 | ±0.3nH | 8 | 100 | 11 | 21 | 27 | 34 | 39 | 6000 | 10500 | 0.12 | 0.06 | 300 | 700 | 0.50 ±0.05 (0.02 ±0.002) | 10,000 |
| L0402C2N2SRMST | 2.2 | ±0.3nH | 8 | 100 | 10 | 18 | 25 | 31 | 36 | 6000 | 10000 | 0.13 | 0.07 | 300 | 700 | 0.50 ±0.05 (0.02 ±0.002) | 10,000 |
| L0402C2N4SRMST | 2.4 | ±0.3nH | 8 | 100 | 10 | 18 | 24 | 31 | 35 | 6000 | 9500 | 0.13 | 0.07 | 300 | 650 | 0.50 ±0.05 (0.02 ±0.002) | 10,000 |
| L0402C2N7SRMST | 2.7 | ±0.3nH | 8 | 100 | 10 | 18 | 24 | 31 | 34 | 6000 | 9000 | 0.13 | 0.08 | 300 | 650 | 0.50 ±0.05 (0.02 ±0.002) | 10,000 |
| L0402C3N0SRMST | 3 | ±0.3nH | 8 | 100 | 10 | 18 | 24 | 31 | 35 | 6000 | 8500 | 0.16 | 0.09 | 300 | 600 | 0.50 ±0.05 (0.02 ±0.002) | 10,000 |
| L0402C3N3SRMST | 3.3 | ±0.3nH | 8 | 100 | 10 | 18 | 24 | 31 | 35 | 6000 | 8000 | 0.16 | 0.10 | 300 | 550 | 0.50 ±0.05 (0.02 ±0.002) | 10,000 |
| L0402C3N6SRMST | 3.6 | ±0.3nH | 8 | 100 | 10 | 18 | 24 | 31 | 35 | 5000 | 7500 | 0.20 | 0.11 | 300 | 500 | 0.50 ±0.05 (0.02 ±0.002) | 10,000 |
| L0402C3N9SRMST | 3.9 | ±0.3nH | 8 | 100 | 10 | 18 | 24 | 31 | 35 | 4000 | 7000 | 0.21 | 0.12 | 300 | 500 | 0.50 ±0.05 (0.02 ±0.002) | 10,000 |
| L0402C4N3SRMST | 4.3 | ±0.3nH | 8 | 100 | 10 | 18 | 24 | 31 | 35 | 4000 | 6500 | 0.20 | 0.12 | 300 | 500 | 0.50 ±0.05 (0.02 ±0.002) | 10,000 |
| L0402C4N7SRMST | 4.7 | ±0.3nH | 8 | 100 | 10 | 18 | 24 | 31 | 34 | 4000 | 6000 | 0.21 | 0.12 | 300 | 500 | 0.50 ±0.05 (0.02 ±0.002) | 10,000 |
| L0402C5N1SRMST | 5.1 | ±0.3nH | 8 | 100 | 10 | 18 | 24 | 31 | 34 | 4000 | 5800 | 0.21 | 0.13 | 300 | 450 | 0.50 ±0.05 (0.02 ±0.002) | 10,000 |
| L0402C5N6SRMST | 5.6 | ±0.3nH | 8 | 100 | 10 | 18 | 24 | 30 | 35 | 4000 | 5700 | 0.23 | 0.15 | 300 | 430 | 0.50 ±0.05 (0.02 ±0.002) | 10,000 |
| L0402C6N2SRMST | 6.2 | ±0.3nH | 8 | 100 | 10 | 18 | 24 | 30 | 34 | 3900 | 5600 | 0.25 | 0.16 | 300 | 430 | 0.50 ±0.05 (0.02 ±0.002) | 10,000 |
| L0402C6N8JRMST | 6.8 | ±5% | 8 | 100 | 10 | 18 | 23 | 29 | 32 | 3900 | 5500 | 0.25 | 0.17 | 300 | 430 | 0.50 ±0.05 (0.02 ±0.002) | 10,000 |
| L0402C7N5JRMST | 7.5 | ±5% | 8 | 100 | 10 | 18 | 23 | 29 | 32 | 3700 | 5200 | 0.25 | 0.18 | 300 | 400 | 0.50 ±0.05 (0.02 ±0.002) | 10,000 |
| L0402C8N2JRMST | 8.2 | ±5% | 8 | 100 | 10 | 18 | 23 | 29 | 31 | 3600 | 4900 | 0.28 | 0.21 | 300 | 380 | 0.50 ±0.05 (0.02 ±0.002) | 10,000 |
| L0402C9N1JRMST | 9.1 | ±5% | 8 | 100 | 10 | 18 | 23 | 29 | 31 | 3400 | 4500 | 0.30 | 0.22 | 300 | 360 | 0.50 ±0.05 (0.02 ±0.002) | 10,000 |
| L0402C10NJRMST | 10 | ±5% | 8 | 100 | 10 | 18 | 23 | 29 | 31 | 3200 | 4300 | 0.31 | 0.23 | 300 | 340 | 0.50 ±0.05 (0.02 ±0.002) | 10,000 |
| L0402C12NJRMST | 12 | ±5% | 8 | 100 | 11 | 18 | 23 | 29 | 31 | 2700 | 3900 | 0.40 | 0.28 | 300 | 330 | 0.50 ±0.05 (0.02 ±0.002) | 10,000 |
| L0402C15NJRMST | 15 | ±5% | 8 | 100 | 11 | 18 | 23 | 28 | 30 | 2300 | 3500 | 0.46 | 0.31 | 300 | 320 | 0.50 ±0.05 (0.02 ±0.002) | 10,000 |
| L0402C18NJRMST | 18 | ±5% | 8 | 100 | 11 | 18 | 23 | 28 | 30 | 2100 | 3100 | 0.55 | 0.35 | 300 | 310 | 0.50 ±0.05 (0.02 ±0.002) | 10,000 |
| L0402C22NJRMST | 22 | ±5% | 8 | 100 | 11 | 17 | 22 | 26 | 27 | 1900 | 2800 | 0.60 | 0.42 | 300 | 300 | 0.50 ±0.05 (0.02 ±0.002) | 10,000 |
| L0402C27NJRMST | 27 | ±5% | 8 | 100 | 11 | 17 | 21 | 25 | 26 | 1600 | 2300 | 0.70 | 0.47 | 300 | 300 | 0.50 ±0.05 (0.02 ±0.002) | 10,000 |
| L0402C33NJRMST | 33 | ±5% | 8 | 100 | 11 | 16 | 20 | 23 | 22 | 1300 | 1900 | 0.80 | 0.50 | 200 | 250 | 0.50 ±0.05 (0.02 ±0.002) | 10,000 |
| L0402C39NJRMST | 39 | ±5% | 8 | 100 | 11 | 16 | 20 | 23 | 21 | 1200 | 1700 | 0.90 | 0.52 | 200 | 250 | 0.50 ±0.05 (0.02 ±0.002) | 10,000 |
| L0402C47NJRMST | 47 | ±5% | 8 | 100 | 11 | 16 | 19 | 21 | 18 | 1000 | 1500 | 1.00 | 0.58 | 200 | 230 | 0.50 ±0.05 (0.02 ±0.002) | 10,000 |
| L0402C56NJRMST | 56 | ±5% | 8 | 100 | 11 | 16 | 18 | 18 | 16 | 750 | 1300 | 1.00 | 0.61 | 200 | 220 | 0.50 ±0.05 (0.02 ±0.002) | 10,000 |
| L0402C68NJRMST | 68 | ±5% | 8 | 100 | 11 | 15 | 17 | 18 | 11 | 750 | 1200 | 1.20 | 0.70 | 180 | 200 | 0.50 ±0.05 (0.02 ±0.002) | 10,000 |
| L0402C82NJRMST | 82 | ±5% | 8 | 100 | 10 | 14 | 16 | 15 | 6 | 600 | 1100 | 1.30 | 0.81 | 150 | 200 | 0.50 ±0.05 (0.02 ±0.002) | 10,000 |
| L0402CR10JRMST | 100 | ±5% | 8 | 100 | 10 | 14 | 14 | 12 | - | 600 | 1000 | 1.50 | 0.94 | 150 | 200 | 0.50 ±0.05 (0.02 ±0.002) | 10,000 |
| L0402CR12JRMST | 120 | ±5% | 8 | 100 | 10 | 12 | 10 | - | - | 600 | 800 | 1.60 | 1.10 | 150 | 200 | 0.50 ±0.05 (0.02 ±0.002) | 10,000 |

0603 Case Size Multilayer Chip Inductors for High Frequency (L-RMS Series)

| Ordering Code | Inductance (nH) | Inductance Tolerance | Q min. | Measuring Frequency (MHz) | Typical Q | | | | | Self-resonant Frequency (MHz) | | DC Resistance (Ω) | | Maximum Rated Current (mA) | Thickness mm (inches) | Tape & Reel Packaging Quantity |
|----------------|-----------------|----------------------|--------|---------------------------|-----------------|-----|-----|-----|------|-------------------------------|--------|-------------------|-------|----------------------------|--------------------------|--------------------------------|
| | | | | | Frequency (MHz) | | | | | min. | typ. | max. | typ. | | | |
| | | | | | 100 | 300 | 500 | 800 | 1000 | | | | | | | |
| L0603C1N0SRMST | 1.0 | ±0.3nH | 8 | 100 | 14 | 30 | 40 | 70 | 90 | 10000 | >13000 | 0.05 | 0.015 | 300 | 0.8 ±0.15 (0.031 ±0.006) | 4,000 |
| L0603C1N2SRMST | 1.2 | ±0.3nH | 8 | 100 | 14 | 30 | 40 | 70 | 90 | 10000 | >13000 | 0.05 | 0.015 | 300 | 0.8 ±0.15 (0.031 ±0.006) | 4,000 |
| L0603C1N5SRMST | 1.5 | ±0.3nH | 8 | 100 | 14 | 26 | 34 | 47 | 50 | 6000 | >13000 | 0.10 | 0.03 | 300 | 0.8 ±0.15 (0.031 ±0.006) | 4,000 |
| L0603C1N8SRMST | 1.8 | ±0.3nH | 8 | 100 | 10 | 18 | 24 | 30 | 34 | 6000 | >13000 | 0.10 | 0.06 | 300 | 0.8 ±0.15 (0.031 ±0.006) | 4,000 |
| L0603C2N2SRMST | 2.2 | ±0.3nH | 8 | 100 | 12 | 22 | 29 | 37 | 40 | 6000 | 12000 | 0.10 | 0.06 | 300 | 0.8 ±0.15 (0.031 ±0.006) | 4,000 |
| L0603C2N7SRMST | 2.7 | ±0.3nH | 10 | 100 | 13 | 24 | 32 | 41 | 45 | 6000 | 11000 | 0.10 | 0.06 | 300 | 0.8 ±0.15 (0.031 ±0.006) | 4,000 |
| L0603C3N3SRMST | 3.3 | ±0.3nH | 10 | 100 | 14 | 25 | 33 | 42 | 47 | 6000 | 9000 | 0.12 | 0.06 | 300 | 0.8 ±0.15 (0.031 ±0.006) | 4,000 |
| L0603C3N9SRMST | 3.9 | ±0.3nH | 10 | 100 | 13 | 25 | 33 | 42 | 46 | 6000 | 8000 | 0.14 | 0.07 | 300 | 0.8 ±0.15 (0.031 ±0.006) | 4,000 |
| L0603C4N7SRMST | 4.7 | ±0.3nH | 10 | 100 | 13 | 25 | 33 | 42 | 47 | 4000 | 6500 | 0.16 | 0.08 | 300 | 0.8 ±0.15 (0.031 ±0.006) | 4,000 |
| L0603C5N6SRMST | 5.6 | ±0.3nH | 10 | 100 | 14 | 25 | 33 | 42 | 46 | 4000 | 5800 | 0.18 | 0.09 | 300 | 0.8 ±0.15 (0.031 ±0.006) | 4,000 |
| L0603C6N8JRMST | 6.8 | ±5% | 10 | 100 | 14 | 25 | 33 | 43 | 47 | 4000 | 5600 | 0.22 | 0.11 | 300 | 0.8 ±0.15 (0.031 ±0.006) | 4,000 |
| L0603C8N2JRMST | 8.2 | ±5% | 10 | 100 | 14 | 26 | 34 | 44 | 48 | 3500 | 5200 | 0.24 | 0.13 | 300 | 0.8 ±0.15 (0.031 ±0.006) | 4,000 |
| L0603C10NJRMST | 10 | ±5% | 12 | 100 | 14 | 26 | 34 | 43 | 47 | 3400 | 4600 | 0.26 | 0.16 | 300 | 0.8 ±0.15 (0.031 ±0.006) | 4,000 |
| L0603C12NJRMST | 12 | ±5% | 12 | 100 | 14 | 27 | 35 | 45 | 49 | 2600 | 4000 | 0.28 | 0.17 | 300 | 0.8 ±0.15 (0.031 ±0.006) | 4,000 |
| L0603C15NJRMST | 15 | ±5% | 12 | 100 | 15 | 28 | 37 | 46 | 51 | 2300 | 3400 | 0.32 | 0.20 | 300 | 0.8 ±0.15 (0.031 ±0.006) | 4,000 |
| L0603C18NJRMST | 18 | ±5% | 12 | 100 | 15 | 27 | 36 | 44 | 48 | 2000 | 3000 | 0.35 | 0.21 | 300 | 0.8 ±0.15 (0.031 ±0.006) | 4,000 |
| L0603C22NJRMST | 22 | ±5% | 12 | 100 | 16 | 28 | 36 | 44 | 47 | 1600 | 2900 | 0.40 | 0.25 | 300 | 0.8 ±0.15 (0.031 ±0.006) | 4,000 |
| L0603C27NJRMST | 27 | ±5% | 12 | 100 | 16 | 29 | 37 | 45 | 46 | 1400 | 2200 | 0.45 | 0.28 | 300 | 0.8 ±0.15 (0.031 ±0.006) | 4,000 |
| L0603C33NJRMST | 33 | ±5% | 12 | 100 | 17 | 31 | 40 | 46 | 47 | 1200 | 1800 | 0.55 | 0.35 | 300 | 0.8 ±0.15 (0.031 ±0.006) | 4,000 |
| L0603C39NJRMST | 39 | ±5% | 12 | 100 | 18 | 31 | 39 | 44 | 44 | 1100 | 1600 | 0.60 | 0.38 | 300 | 0.8 ±0.15 (0.031 ±0.006) | 4,000 |
| L0603C47NJRMST | 47 | ±5% | 12 | 100 | 17 | 28 | 34 | 35 | 34 | 900 | 1600 | 0.70 | 0.45 | 300 | 0.8 ±0.15 (0.031 ±0.006) | 4,000 |
| L0603C56NJRMST | 56 | ±5% | 12 | 100 | 17 | 28 | 34 | 34 | 31 | 900 | 1400 | 0.75 | 0.50 | 300 | 0.8 ±0.15 (0.031 ±0.006) | 4,000 |
| L0603C68NJRMST | 68 | ±5% | 12 | 100 | 18 | 29 | 34 | 30 | 22 | 700 | 1200 | 0.85 | 0.55 | 300 | 0.8 ±0.15 (0.031 ±0.006) | 4,000 |
| L0603C82NJRMST | 82 | ±5% | 12 | 100 | 18 | 28 | 33 | 27 | - | 600 | 1100 | 0.95 | 0.60 | 300 | 0.8 ±0.15 (0.031 ±0.006) | 4,000 |
| L0603CR10JRMST | 100 | ±5% | 12 | 100 | 18 | 27 | 28 | 16 | - | 600 | 1000 | 1.00 | 0.65 | 300 | 0.8 ±0.15 (0.031 ±0.006) | 4,000 |
| L0603CR12JRMST | 120 | ±5% | 8 | 50 | 16 | 24 | 23 | - | - | 500 | 800 | 1.20 | 0.68 | 300 | 0.8 ±0.15 (0.031 ±0.006) | 4,000 |
| L0603CR15JRMST | 150 | ±5% | 8 | 50 | 13 | 19 | 16 | - | - | 500 | 800 | 1.20 | 0.73 | 300 | 0.8 ±0.15 (0.031 ±0.006) | 4,000 |
| L0603CR18JRMST | 180 | ±5% | 8 | 50 | 13 | 18 | 12 | - | - | 400 | 700 | 1.30 | 0.85 | 300 | 0.8 ±0.15 (0.031 ±0.006) | 4,000 |
| L0603CR22JRMST | 220 | ±5% | 8 | 50 | 12 | 16 | - | - | - | 400 | 600 | 1.50 | 0.95 | 300 | 0.8 ±0.15 (0.031 ±0.006) | 4,000 |
| L0603CR27JRMST | 270 | ±5% | 8 | 50 | 14 | 15 | - | - | - | 400 | 550 | 1.90 | 1.34 | 150 | 0.8 ±0.15 (0.031 ±0.006) | 4,000 |
| L0603CR33JRMST | 330 | ±5% | 8 | 50 | 14 | - | - | - | - | 350 | 480 | 2.10 | 1.53 | 150 | 0.8 ±0.15 (0.031 ±0.006) | 4,000 |
| L0603CR39JRMST | 390 | ±5% | 8 | 50 | 13 | - | - | - | - | 350 | 410 | 2.30 | 1.72 | 150 | 0.8 ±0.15 (0.031 ±0.006) | 4,000 |
| L0603CR47JRMST | 470 | ±5% | 8 | 50 | 13 | - | - | - | - | 300 | 360 | 2.60 | 2.04 | 150 | 0.8 ±0.15 (0.031 ±0.006) | 4,000 |

Multilayer Chip Inductors - High Frequency - L-RMS Series

0805 Case Size Multilayer Chip Inductors for High Frequency (L-RMS Series)

| Ordering Code | Inductance (nH) | Inductance Tolerance | Q min. | Measuring Frequency (MHz) | Typical Q | | | | | Self-resonant Frequency (MHz) | | DC Resistance (Ω) | | Maximum Rated Current (mA) | Thickness mm (inches) | Tape & Reel Packaging Quantity |
|----------------|-----------------|----------------------|--------|---------------------------|-----------------|-----|-----|-----|------|-------------------------------|-------|----------------------------|------|----------------------------|--|--------------------------------|
| | | | | | Frequency (MHz) | | | | | min. | typ. | max. | typ. | | | |
| | | | | | 100 | 300 | 500 | 800 | 1000 | | | | | | | |
| L0805C1N5SRMST | 1.5 | ± 0.3 nH | 10 | 100 | 21 | 39 | 57 | 61 | 68 | 4000 | >6000 | 0.10 | 0.02 | 300 | 0.85 ± 0.2 (0.033 ± 0.008) | 4,000 |
| L0805C1N8SRMST | 1.8 | ± 0.3 nH | 10 | 100 | 18 | 35 | 49 | 55 | 59 | 4000 | >6000 | 0.10 | 0.02 | 300 | 0.85 ± 0.2 (0.033 ± 0.008) | 4,000 |
| L0805C2N2SRMST | 2.2 | ± 0.3 nH | 10 | 100 | 18 | 33 | 46 | 53 | 58 | 4000 | >6000 | 0.10 | 0.03 | 300 | 0.85 ± 0.2 (0.033 ± 0.008) | 4,000 |
| L0805C2N7SRMST | 2.7 | ± 0.3 nH | 12 | 100 | 19 | 36 | 50 | 56 | 60 | 4000 | >6000 | 0.10 | 0.03 | 300 | 0.85 ± 0.2 (0.033 ± 0.008) | 4,000 |
| L0805C3N3SRMST | 3.3 | ± 0.3 nH | 12 | 100 | 16 | 29 | 40 | 47 | 51 | 4000 | >6000 | 0.13 | 0.04 | 300 | 0.85 ± 0.2 (0.033 ± 0.008) | 4,000 |
| L0805C3N9SRMST | 3.9 | ± 0.3 nH | 12 | 100 | 18 | 33 | 46 | 54 | 60 | 4000 | >6000 | 0.15 | 0.05 | 300 | 0.85 ± 0.2 (0.033 ± 0.008) | 4,000 |
| L0805C4N7SRMST | 4.7 | ± 0.3 nH | 12 | 100 | 18 | 34 | 46 | 55 | 60 | 3500 | >6000 | 0.20 | 0.05 | 300 | 0.85 ± 0.2 (0.033 ± 0.008) | 4,000 |
| L0805C5N6SRMST | 5.6 | ± 0.3 nH | 15 | 100 | 20 | 38 | 51 | 60 | 66 | 3200 | 5400 | 0.23 | 0.05 | 300 | 0.85 ± 0.2 (0.033 ± 0.008) | 4,000 |
| L0805C6N8JRMST | 6.8 | $\pm 5\%$ | 15 | 100 | 20 | 39 | 52 | 63 | 69 | 2800 | 4200 | 0.25 | 0.06 | 300 | 0.85 ± 0.2 (0.033 ± 0.008) | 4,000 |
| L0805C8N2JRMST | 8.2 | $\pm 5\%$ | 15 | 100 | 21 | 40 | 54 | 63 | 70 | 2400 | 3700 | 0.28 | 0.07 | 300 | 0.85 ± 0.2 (0.033 ± 0.008) | 4,000 |
| L0805C10NJRMST | 10 | $\pm 5\%$ | 15 | 100 | 20 | 38 | 51 | 60 | 67 | 2100 | 3100 | 0.30 | 0.09 | 300 | 0.85 ± 0.2 (0.033 ± 0.008) | 4,000 |
| L0805C12NJRMST | 12 | $\pm 5\%$ | 15 | 100 | 21 | 39 | 52 | 60 | 67 | 1900 | 3000 | 0.35 | 0.10 | 300 | 0.85 ± 0.2 (0.033 ± 0.008) | 4,000 |
| L0805C15NJRMST | 15 | $\pm 5\%$ | 15 | 100 | 22 | 42 | 55 | 63 | 72 | 1600 | 2600 | 0.40 | 0.11 | 300 | 0.85 ± 0.2 (0.033 ± 0.008) | 4,000 |
| L0805C18NJRMST | 18 | $\pm 5\%$ | 15 | 100 | 24 | 44 | 57 | 63 | 72 | 1500 | 2300 | 0.45 | 0.13 | 300 | 0.85 ± 0.2 (0.033 ± 0.008) | 4,000 |
| L0805C22NJRMST | 22 | $\pm 5\%$ | 18 | 100 | 23 | 43 | 55 | 60 | 69 | 1400 | 2100 | 0.50 | 0.16 | 300 | 0.85 ± 0.2 (0.033 ± 0.008) | 4,000 |
| L0805C27NJRMST | 27 | $\pm 5\%$ | 18 | 100 | 23 | 42 | 53 | 58 | 68 | 1300 | 1800 | 0.55 | 0.17 | 300 | 0.85 ± 0.2 (0.033 ± 0.008) | 4,000 |
| L0805C33NJRMST | 33 | $\pm 5\%$ | 18 | 100 | 24 | 43 | 54 | 55 | 60 | 1200 | 1700 | 0.60 | 0.19 | 300 | 0.85 ± 0.2 (0.033 ± 0.008) | 4,000 |
| L0805C39NJRMST | 39 | $\pm 5\%$ | 18 | 100 | 23 | 41 | 50 | 47 | 47 | 1000 | 1400 | 0.65 | 0.25 | 300 | 0.85 ± 0.2 (0.033 ± 0.008) | 4,000 |
| L0805C47NJRMST | 47 | $\pm 5\%$ | 18 | 100 | 23 | 41 | 49 | 43 | 41 | 900 | 1200 | 0.70 | 0.26 | 300 | 1.0 ± 0.2 -0.3 (0.039 ± 0.008 / -0.012) | 3,000 |
| L0805C56NJRMST | 56 | $\pm 5\%$ | 18 | 100 | 23 | 42 | 48 | 39 | 38 | 800 | 1100 | 0.75 | 0.28 | 300 | 1.0 ± 0.2 -0.3 (0.039 ± 0.008 / -0.012) | 3,000 |
| L0805C68NJRMST | 68 | $\pm 5\%$ | 18 | 100 | 25 | 42 | 45 | 30 | - | 700 | 900 | 0.80 | 0.33 | 300 | 1.0 ± 0.2 -0.3 (0.039 ± 0.008 / -0.012) | 3,000 |
| L0805C82NJRMST | 82 | $\pm 5\%$ | 18 | 100 | 24 | 41 | 41 | - | - | 600 | 800 | 0.90 | 0.37 | 300 | 1.0 ± 0.2 -0.3 (0.039 ± 0.008 / -0.012) | 3,000 |
| L0805CR10JRMST | 100 | $\pm 5\%$ | 18 | 100 | 23 | 37 | 37 | - | - | 600 | 800 | 0.90 | 0.40 | 300 | 1.0 ± 0.2 -0.3 (0.039 ± 0.008 / -0.012) | 3,000 |
| L0805CR12JRMST | 120 | $\pm 5\%$ | 13 | 50 | 22 | 33 | 29 | - | - | 500 | 700 | 0.95 | 0.43 | 300 | 1.0 ± 0.2 -0.3 (0.039 ± 0.008 / -0.012) | 3,000 |
| L0805CR15JRMST | 150 | $\pm 5\%$ | 13 | 50 | 22 | 34 | 26 | - | - | 500 | 700 | 1.00 | 0.46 | 300 | 1.0 ± 0.2 -0.3 (0.039 ± 0.008 / -0.012) | 3,000 |
| L0805CR18JRMST | 180 | $\pm 5\%$ | 13 | 50 | 23 | 34 | 20 | - | - | 400 | 600 | 1.10 | 0.50 | 300 | 1.0 ± 0.2 -0.3 (0.039 ± 0.008 / -0.012) | 3,000 |
| L0805CR22JRMST | 220 | $\pm 5\%$ | 12 | 50 | 20 | 23 | - | - | - | 350 | 550 | 1.20 | 0.75 | 300 | 1.0 ± 0.2 -0.3 (0.039 ± 0.008 / -0.012) | 3,000 |
| L0805CR27JRMST | 270 | $\pm 5\%$ | 12 | 50 | 20 | 19 | - | - | - | 300 | 480 | 1.30 | 0.85 | 300 | 1.0 ± 0.2 -0.3 (0.039 ± 0.008 / -0.012) | 3,000 |
| L0805CR33JRMST | 330 | $\pm 5\%$ | 12 | 50 | 22 | 15 | - | - | - | 250 | 400 | 1.40 | 0.90 | 300 | 1.0 ± 0.2 -0.3 (0.039 ± 0.008 / -0.012) | 3,000 |
| L0805CR39JRMST | 390 | $\pm 5\%$ | 10 | 50 | 17 | 12 | - | - | - | 250 | 400 | 1.30 | 0.85 | 300 | 1.0 ± 0.2 -0.3 (0.039 ± 0.008 / -0.012) | 3,000 |
| L0805CR47JRMST | 470 | $\pm 5\%$ | 10 | 50 | 17 | - | - | - | - | 200 | 350 | 1.50 | 0.95 | 300 | 1.0 ± 0.2 -0.3 (0.039 ± 0.008 / -0.012) | 3,000 |

Multilayer Chip Inductors - L-SMS/L-PMS/L-DMI Series

Features:

- Internal printed coil structure creates a closed magnetic circuit which acts as a magnetic shield eliminating crosstalk, thus permitting higher mounting densities.
- Multilayer block structure yields higher reliability
- The smallest mH inductors in the world (SMS 0402 Series)
- Low DC power dissipation due to Low Rdc with High Aspect Ratio internal conductor that stands on the Green Sheet and Printing technologies (DMI Series)

Operating Temperature:

- -40°C to +85°C

Applications:

- Any general circuit in portable equipment in which a compact size and high mounting densities are required (SMS Series)
- Separation of analog and digital circuits (PMS Series)
- Prevents interference between PLL and other digital circuits (PMS Series)
- DC/DC convertor for mobile equipment, cellular phones, DSC and DVC (PMS Series)

Part Numbering Table



Dimension Table in millimeters (inches)



| EIA Case Size | Metric Dim. Code | L Length (inches) | W Width (inches) | T Thickness Maximum (inches) | E (inches) |
|---------------|------------------|--|------------------------------|--|------------------------------|
| 0402 | 1005 | 1.0 ±0.05 (0.039 ±0.002) | 0.50 ±0.05 (0.020 ±0.002) | 0.50 ±0.05 (0.020 ±0.002) | 0.25 ±0.10 (0.010 ±0.004) |
| 0603 | 1608 | 1.6 ±0.15 (0.063 ±0.006) | 0.8 ±0.15 (0.031 ±0.006) | 0.8 ±0.15 (0.031 ±0.006) | 0.3 ±0.2 (0.012 ±0.008) |
| 0805 | 2125 | 2.0 +0.3/-0.1 (0.079 _0.012/-0.004) | 1.25 ±0.2 (0.049 ±0.008) | 0.85 ±0.2 1.25 ±0.2 (0.033 ±0.008) (0.049 ±0.008) | 0.5 ±0.2 (0.02 ±0.008) |
| 1008 | 2520 | 2.5 ± 0.2 (0.098 ± 0.008) | 2.0 ± 0.2 (0.079 ± 0.008) | 1.0 Max. (0.039) | 0.5 ± 0.3 (0.02 ± 0.012) |

0402 Case Size Multilayer Chip Inductors (L-SMS Series)

| Ordering Code | Inductance (μH) | Inductance Tolerance | Q min. | Minimum Self Resonant Frequency (MHz) | Maximum DC Resistance (Ω) | Maximum Rated Current (mA) | Measuring Frequency (MHz) | Thickness mm (inches) | Tape & Reel Packaging Quantity |
|------------------|-----------------|----------------------|--------|---------------------------------------|---------------------------|----------------------------|---------------------------|-------------------------|--------------------------------|
| L0402CR12()SMST | 0.12 | K±10%. M±20% | 10 | 180 | 0.70 | 25 | 25 | 0.5 ±0.05 (0.02 ±0.002) | 10,000 |
| L0402CR15()SMST | 0.15 | K±10%. M±20% | 10 | 165 | 0.90 | 25 | 25 | 0.5 ±0.05 (0.02 ±0.002) | 10,000 |
| L0402CR18()SMST | 0.18 | K±10%. M±20% | 10 | 150 | 1.10 | 25 | 25 | 0.5 ±0.05 (0.02 ±0.002) | 10,000 |
| L0402CR22()SMST | 0.22 | K±10%. M±20% | 10 | 135 | 1.30 | 25 | 25 | 0.5 ±0.05 (0.02 ±0.002) | 10,000 |
| L0402CR27()SMST | 0.27 | K±10%. M±20% | 10 | 120 | 1.50 | 25 | 25 | 0.5 ±0.05 (0.02 ±0.002) | 10,000 |
| L0402CR33()SMST | 0.33 | K±10%. M±20% | 10 | 105 | 1.70 | 25 | 25 | 0.5 ±0.05 (0.02 ±0.002) | 10,000 |
| L0402CR39()SMST | 0.39 | K±10%. M±20% | 20 | 85 | 0.60 | 10 | 10 | 0.5 ±0.05 (0.02 ±0.002) | 10,000 |
| L0402CR47()SMST | 0.47 | K±10%. M±20% | 20 | 80 | 0.70 | 10 | 10 | 0.5 ±0.05 (0.02 ±0.002) | 10,000 |
| L0402CR56()SMST | 0.56 | K±10%. M±20% | 20 | 75 | 0.80 | 10 | 10 | 0.5 ±0.05 (0.02 ±0.002) | 10,000 |
| L0402CR68()SMST | 0.68 | K±10%. M±20% | 20 | 70 | 0.90 | 10 | 10 | 0.5 ±0.05 (0.02 ±0.002) | 10,000 |
| L0402CR82()SMST | 0.82 | K±10%. M±20% | 20 | 65 | 1.00 | 10 | 10 | 0.5 ±0.05 (0.02 ±0.002) | 10,000 |
| L0402C1R0()SMST | 1.0 | K±10%. M±20% | 20 | 60 | 1.10 | 10 | 10 | 0.5 ±0.05 (0.02 ±0.002) | 10,000 |
| L0402C1R2()SMST | 1.2 | K±10%. M±20% | 20 | 55 | 1.25 | 10 | 10 | 0.5 ±0.05 (0.02 ±0.002) | 10,000 |
| L0402C1R5()SMST | 1.5 | K±10%. M±20% | 20 | 50 | 1.40 | 10 | 10 | 0.5 ±0.05 (0.02 ±0.002) | 10,000 |
| L0402C1R8()SMST | 1.8 | K±10%. M±20% | 20 | 45 | 1.55 | 10 | 10 | 0.5 ±0.05 (0.02 ±0.002) | 10,000 |
| L0402C2R2()SMST | 2.2 | K±10%. M±20% | 20 | 40 | 1.70 | 10 | 10 | 0.5 ±0.05 (0.02 ±0.002) | 10,000 |

() - Insert Inductance Tolerance Code (K or M)

0603 Case Size Multilayer Chip Inductors (L-SMS Series)

| Ordering Code | Inductance (µH) | Inductance Tolerance | Q min. | Minimum Self Resonant Frequency (MHz) | Maximum DC Resistance (Ω) | Maximum Rated Current (mA) | Measuring Frequency (MHz) | Thickness mm (inches) | Tape & Reel Packaging Quantity |
|------------------|-----------------|----------------------|--------|---------------------------------------|---------------------------|----------------------------|---------------------------|--------------------------|--------------------------------|
| L0603C47NMSMST | 0.047 | ±20% | 10 | 260 | 0.30 | 50 | 50 | 0.8 ±0.15 (0.031 ±0.006) | 4,000 |
| L0603C68NMSMST | 0.068 | ±20% | 10 | 250 | 0.30 | 50 | 50 | 0.8 ±0.15 (0.031 ±0.006) | 4,000 |
| L0603C82NMSMST | 0.082 | ±20% | 10 | 245 | 0.30 | 50 | 50 | 0.8 ±0.15 (0.031 ±0.006) | 4,000 |
| L0603CR10()SMST | 0.10 | K±10%, M±20% | 15 | 240 | 0.50 | 50 | 25 | 0.8 ±0.15 (0.031 ±0.006) | 4,000 |
| L0603CR12()SMST | 0.12 | K±10%, M±20% | 15 | 205 | 0.50 | 50 | 25 | 0.8 ±0.15 (0.031 ±0.006) | 4,000 |
| L0603CR15()SMST | 0.15 | K±10%, M±20% | 15 | 180 | 0.60 | 50 | 25 | 0.8 ±0.15 (0.031 ±0.006) | 4,000 |
| L0603CR18()SMST | 0.18 | K±10%, M±20% | 15 | 165 | 0.60 | 50 | 25 | 0.8 ±0.15 (0.031 ±0.006) | 4,000 |
| L0603CR22()SMST | 0.22 | K±10%, M±20% | 15 | 150 | 0.80 | 50 | 25 | 0.8 ±0.15 (0.031 ±0.006) | 4,000 |
| L0603CR27()SMST | 0.27 | K±10%, M±20% | 15 | 136 | 0.80 | 50 | 25 | 0.8 ±0.15 (0.031 ±0.006) | 4,000 |
| L0603CR33()SMST | 0.33 | K±10%, M±20% | 15 | 125 | 0.85 | 35 | 25 | 0.8 ±0.15 (0.031 ±0.006) | 4,000 |
| L0603CR39()SMST | 0.39 | K±10%, M±20% | 15 | 110 | 1.00 | 35 | 25 | 0.8 ±0.15 (0.031 ±0.006) | 4,000 |
| L0603CR47()SMST | 0.47 | K±10%, M±20% | 15 | 105 | 1.35 | 35 | 25 | 0.8 ±0.15 (0.031 ±0.006) | 4,000 |
| L0603CR56()SMST | 0.56 | K±10%, M±20% | 15 | 95 | 1.55 | 35 | 25 | 0.8 ±0.15 (0.031 ±0.006) | 4,000 |
| L0603CR68()SMST | 0.68 | K±10%, M±20% | 15 | 80 | 1.70 | 35 | 25 | 0.8 ±0.15 (0.031 ±0.006) | 4,000 |
| L0603CR82()SMST | 0.82 | K±10%, M±20% | 15 | 75 | 2.10 | 35 | 25 | 0.8 ±0.15 (0.031 ±0.006) | 4,000 |
| L0603C1R0()SMST | 1.0 | K±10%, M±20% | 35 | 70 | 0.60 | 25 | 10 | 0.8 ±0.15 (0.031 ±0.006) | 4,000 |
| L0603C1R2()SMST | 1.2 | K±10%, M±20% | 35 | 60 | 0.80 | 25 | 10 | 0.8 ±0.15 (0.031 ±0.006) | 4,000 |
| L0603C1R5()SMST | 1.5 | K±10%, M±20% | 35 | 55 | 0.80 | 25 | 10 | 0.8 ±0.15 (0.031 ±0.006) | 4,000 |
| L0603C1R8()SMST | 1.8 | K±10%, M±20% | 35 | 50 | 0.95 | 25 | 10 | 0.8 ±0.15 (0.031 ±0.006) | 4,000 |
| L0603C2R2()SMST | 2.2 | K±10%, M±20% | 35 | 45 | 1.15 | 15 | 10 | 0.8 ±0.15 (0.031 ±0.006) | 4,000 |
| L0603C2R7()SMST | 2.7 | K±10%, M±20% | 35 | 40 | 1.35 | 15 | 10 | 0.8 ±0.15 (0.031 ±0.006) | 4,000 |
| L0603C3R3()SMST | 3.3 | K±10%, M±20% | 35 | 38 | 1.55 | 15 | 10 | 0.8 ±0.15 (0.031 ±0.006) | 4,000 |
| L0603C3R9()SMST | 3.9 | K±10%, M±20% | 35 | 36 | 1.70 | 15 | 10 | 0.8 ±0.15 (0.031 ±0.006) | 4,000 |
| L0603C4R7()SMST | 4.7 | K±10%, M±20% | 35 | 33 | 2.10 | 15 | 10 | 0.8 ±0.15 (0.031 ±0.006) | 4,000 |
| L0603C5R6()SMST | 5.6 | K±10%, M±20% | 35 | 22 | 1.55 | 5 | 4 | 0.8 ±0.15 (0.031 ±0.006) | 4,000 |
| L0603C6R8()SMST | 6.8 | K±10%, M±20% | 35 | 20 | 1.70 | 5 | 4 | 0.8 ±0.15 (0.031 ±0.006) | 4,000 |
| L0603C8R2()SMST | 8.2 | K±10%, M±20% | 35 | 18 | 2.10 | 5 | 4 | 0.8 ±0.15 (0.031 ±0.006) | 4,000 |
| L0603C100()SMST | 10 | K±10%, M±20% | 35 | 17 | 2.55 | 5 | 2 | 0.8 ±0.15 (0.031 ±0.006) | 4,000 |
| L0603C120()SMST | 12 | K±10%, M±20% | 35 | 15 | 2.75 | 5 | 2 | 0.8 ±0.15 (0.031 ±0.006) | 4,000 |
| L0603C150MSMST | 15 | ±20% | 20 | 14 | 1.70 | 1 | 1 | 0.8 ±0.15 (0.031 ±0.006) | 4,000 |
| L0603C180MSMST | 18 | ±20% | 20 | 13 | 1.85 | 1 | 1 | 0.8 ±0.15 (0.031 ±0.006) | 4,000 |
| L0603C220MSMST | 22 | ±20% | 20 | 11 | 2.10 | 1 | 1 | 0.8 ±0.15 (0.031 ±0.006) | 4,000 |
| L0603C270MSMST | 27 | ±20% | 20 | 10 | 2.75 | 1 | 1 | 0.8 ±0.15 (0.031 ±0.006) | 4,000 |
| L0603C330MSMST | 33 | ±20% | 20 | 9 | 2.95 | 1 | 1 | 0.8 ±0.15 (0.031 ±0.006) | 4,000 |

() - Insert Inductance Tolerance Code (K or M)

0805 Case Size Multilayer Chip Inductors (L-SMS Series)

| Ordering Code | Inductance (µH) | Inductance Tolerance | Q min. | Minimum Self Resonant Frequency (MHz) | Maximum DC Resistance (Ω) | Maximum Rated Current (mA) | Measuring Frequency (MHz) | Thickness mm (inches) | Tape & Reel Packaging Quantity |
|-------------------|-----------------|----------------------|--------|---------------------------------------|---------------------------|----------------------------|---------------------------|--------------------------|--------------------------------|
| L0805C47NMSMST | 0.047 | ±20% | 15 | 320 | 0.20 | 300 | 50 | 0.85 ±0.2 (0.033 ±0.008) | 2,000 |
| L0805C68NMSMST | 0.068 | ±20% | 15 | 280 | 0.20 | 300 | 50 | 0.85 ±0.2 (0.033 ±0.008) | 4,000 |
| L0805C82NMSMST | 0.082 | ±20% | 15 | 255 | 0.20 | 300 | 50 | 0.85 ±0.2 (0.033 ±0.008) | 4,000 |
| L0805CR10(_)SMST | 0.10 | K±10%, M±20% | 20 | 235 | 0.30 | 250 | 25 | 0.85 ±0.2 (0.033 ±0.008) | 4,000 |
| L0805CR12(_)SMST | 0.12 | K±10%, M±20% | 20 | 220 | 0.30 | 250 | 25 | 0.85 ±0.2 (0.033 ±0.008) | 4,000 |
| L0805CR15(_)SMST | 0.15 | K±10%, M±20% | 20 | 200 | 0.40 | 250 | 25 | 0.85 ±0.2 (0.033 ±0.008) | 4,000 |
| L0805CR18(_)SMST | 0.18 | K±10%, M±20% | 20 | 185 | 0.40 | 250 | 25 | 0.85 ±0.2 (0.033 ±0.008) | 4,000 |
| L0805CR22(_)SMST | 0.22 | K±10%, M±20% | 20 | 170 | 0.50 | 250 | 25 | 0.85 ±0.2 (0.033 ±0.008) | 4,000 |
| L0805CR27(_)SMST | 0.27 | K±10%, M±20% | 20 | 150 | 0.50 | 250 | 25 | 0.85 ±0.2 (0.033 ±0.008) | 4,000 |
| L0805CR33(_)SMST | 0.33 | K±10%, M±20% | 20 | 145 | 0.55 | 250 | 25 | 0.85 ±0.2 (0.033 ±0.008) | 4,000 |
| L0805CR39(_)SMST | 0.39 | K±10%, M±20% | 25 | 135 | 0.65 | 200 | 25 | 0.85 ±0.2 (0.033 ±0.008) | 4,000 |
| L0805CR47(_)SMST | 0.47 | K±10%, M±20% | 25 | 125 | 0.65 | 200 | 25 | 1.25 ±0.2 (0.049 ±0.008) | 2,000 |
| L0805CR56(_)SMST | 0.56 | K±10%, M±20% | 25 | 115 | 0.75 | 150 | 25 | 1.25 ±0.2 (0.049 ±0.008) | 2,000 |
| L0805CR68(_)SMST | 0.68 | K±10%, M±20% | 25 | 105 | 0.80 | 150 | 25 | 1.25 ±0.2 (0.049 ±0.008) | 2,000 |
| L0805CR82(_)SMST | 0.82 | K±10%, M±20% | 25 | 100 | 1.00 | 150 | 25 | 1.25 ±0.2 (0.049 ±0.008) | 2,000 |
| L0805C1R0(_)SMST | 1.0 | K±10%, M±20% | 45 | 75 | 0.40 | 50 | 10 | 0.85 ±0.2 (0.033 ±0.008) | 4,000 |
| L0805C1R2(_)SMST | 1.2 | K±10%, M±20% | 45 | 65 | 0.50 | 50 | 10 | 0.85 ±0.2 (0.033 ±0.008) | 4,000 |
| L0805C1R5(_)SMST | 1.5 | K±10%, M±20% | 45 | 60 | 0.50 | 50 | 10 | 0.85 ±0.2 (0.033 ±0.008) | 4,000 |
| L0805C1R8(_)SMST | 1.8 | K±10%, M±20% | 45 | 55 | 0.60 | 50 | 10 | 0.85 ±0.2 (0.033 ±0.008) | 4,000 |
| L0805C2R2(_)SMST | 2.2 | K±10%, M±20% | 45 | 50 | 0.65 | 30 | 10 | 0.85 ±0.2 (0.033 ±0.008) | 4,000 |
| L0805C2R7(_)SMST | 2.7 | K±10%, M±20% | 45 | 45 | 0.75 | 30 | 10 | 1.25 ±0.2 (0.049 ±0.008) | 2,000 |
| L0805C3R3(_)SMST | 3.3 | K±10%, M±20% | 45 | 41 | 0.80 | 30 | 10 | 1.25 ±0.2 (0.049 ±0.008) | 2,000 |
| L0805C3R9(_)SMST | 3.9 | K±10%, M±20% | 45 | 38 | 0.90 | 30 | 10 | 1.25 ±0.2 (0.049 ±0.008) | 2,000 |
| L0805C4R7(_)SMST | 4.7 | K±10%, M±20% | 45 | 35 | 1.00 | 30 | 10 | 1.25 ±0.2 (0.049 ±0.008) | 2,000 |
| L0805C5R6(_)SMST | 5.6 | K±10%, M±20% | 50 | 32 | 0.90 | 15 | 4 | 1.25 ±0.2 (0.049 ±0.008) | 2,000 |
| L0805C6R8(_)SMST | 6.8 | K±10%, M±20% | 50 | 29 | 1.00 | 15 | 4 | 1.25 ±0.2 (0.049 ±0.008) | 2,000 |
| L0805C8R2(_)SMST | 8.2 | K±10%, M±20% | 50 | 26 | 1.10 | 15 | 4 | 1.25 ±0.2 (0.049 ±0.008) | 2,000 |
| L0805C100(_)SMST | 10 | K±10%, M±20% | 50 | 24 | 1.15 | 15 | 2 | 1.25 ±0.2 (0.049 ±0.008) | 2,000 |
| L0805C120(_)SMST | 12 | K±10%, M±20% | 50 | 22 | 1.25 | 15 | 2 | 1.25 ±0.2 (0.049 ±0.008) | 2,000 |
| L0805C150MSMST | 15 | ±20% | 30 | 19 | 0.80 | 5 | 1 | 1.25 ±0.2 (0.049 ±0.008) | 2,000 |
| L0805C180MSMST | 18 | ±20% | 30 | 18 | 0.90 | 5 | 1 | 1.25 ±0.2 (0.049 ±0.008) | 2,000 |
| L0805C220MSMST | 22 | ±20% | 30 | 16 | 1.10 | 5 | 1 | 1.25 ±0.2 (0.049 ±0.008) | 2,000 |
| L0805C270MSMST | 27 | ±20% | 30 | 14 | 1.15 | 5 | 1 | 1.25 ±0.2 (0.049 ±0.008) | 2,000 |
| L0805C330MSMST | 33 | ±20% | 30 | 13 | 1.25 | 5 | 0.4 | 1.25 ±0.2 (0.049 ±0.008) | 2,000 |

(_) Insert Tolerance Code (K±10% or M±20%) listed to the right

0603 Case Size Multilayer Chip Inductors (L-PMS Series)

| Ordering Code | Inductance (μH) | Inductance Tolerance | Minimum Inductance at 200mA (μH) | Maximum DC Resistance (Ω) | Maximum Rated Current (mA) | Measuring Frequency (MHz) | Thickness mm (inches) | Tape & Reel Packaging Quantity |
|----------------|-----------------|----------------------|----------------------------------|---------------------------|----------------------------|---------------------------|---------------------------|--------------------------------|
| L0603C4R7MPMST | 4.7 | ±20% | 20 | 0.45 | 60 | 4 | 0.80 ±0.15 (0.031 ±0.006) | 4,000 |
| L0603C100MPMST | 10.0 | ±20% | 20 | 0.85 | 50 | 2 | 0.80 ±0.15 (0.031 ±0.006) | 4,000 |

0805 Case Size Multilayer Chip Inductors (L-PMS Series)

| Ordering Code | Inductance (μH) | Inductance Tolerance | Q min. | Minimum Self Resonant Frequency (MHz) | Maximum DC Resistance (Ω) | Maximum Rated Current (mA) | Measuring Frequency (MHz) | Thickness mm (inches) | Tape & Reel Packaging Quantity |
|----------------|-----------------|----------------------|--------|---------------------------------------|---------------------------|----------------------------|---------------------------|--------------------------|--------------------------------|
| L0805CR10MPMST | 0.10 | ±20% | 15 | 235 | 0.16 | 500 | 25 | 0.85 ±0.2 (0.033 ±0.008) | 4,000 |
| L0805CR15MPMST | 0.15 | ±20% | 15 | 200 | 0.20 | 500 | 25 | 0.85 ±0.2 (0.033 ±0.008) | 4,000 |
| L0805CR22MPMST | 0.22 | ±20% | 15 | 170 | 0.23 | 400 | 25 | 0.85 ±0.2 (0.033 ±0.008) | 4,000 |
| L0805CR33MPMST | 0.33 | ±20% | 15 | 145 | 0.28 | 400 | 25 | 0.85 ±0.2 (0.033 ±0.008) | 4,000 |
| L0805CR47MPMST | 0.47 | ±20% | 15 | 125 | 0.32 | 400 | 25 | 1.25 ±0.2 (0.049 ±0.008) | 2,000 |
| L0805CR68MPMST | 0.68 | ±20% | 15 | 105 | 0.45 | 300 | 25 | 1.25 ±0.2 (0.049 ±0.008) | 2,000 |
| L0805C1R0MPMST | 1.0 | ±20% | 20 | 75 | 0.26 | 220 | 10 | 0.85 ±0.2 (0.033 ±0.008) | 4,000 |
| L0805C1R5MPMST | 1.5 | ±20% | 20 | 60 | 0.28 | 170 | 10 | 0.85 ±0.2 (0.033 ±0.008) | 4,000 |
| L0805C2R2MPMST | 2.2 | ±20% | 20 | 50 | 0.35 | 150 | 10 | 0.85 ±0.2 (0.033 ±0.008) | 4,000 |
| L0805C3R3MPMST | 3.3 | ±20% | 20 | 41 | 0.43 | 130 | 10 | 1.25 ±0.2 (0.049 ±0.008) | 2,000 |
| L0805C4R7MPMST | 4.7 | ±20% | 20 | 35 | 0.48 | 80 | 10 | 1.25 ±0.2 (0.049 ±0.008) | 2,000 |
| L0805C6R8MPMST | 6.8 | ±20% | 20 | 29 | 0.52 | 70 | 4 | 1.25 ±0.2 (0.049 ±0.008) | 2,000 |
| L0805C100MPMST | 10.0 | ±20% | 20 | 24 | 0.65 | 60 | 2 | 1.25 ±0.2 (0.049 ±0.008) | 2,000 |

1008 Case Size Multilayer Chip Inductors (L-DMI Series)

| Ordering Code | Inductance (μH) | Inductance Tolerance | Minimum Inductance at 200mA (μH) | Maximum DC Resistance (Ω) | Maximum Rated Current (mA) | Measuring Frequency (MHz) | Thickness mm (inches) | Tape & Reel Packaging Quantity |
|----------------|-----------------|----------------------|----------------------------------|---------------------------|----------------------------|---------------------------|-----------------------|--------------------------------|
| L1008C2R2MDMIT | 2.2 | ±20% | 1.5 | 0.09 | 1300 | 1 | 1.0 max (0.039 max) | 4,000 |
| L1008C3R3MDMIT | 3.3 | ±20% | 2.0 | 0.10 | 1200 | 1 | 1.0 max (0.039 max) | 4,000 |
| L1008C4R7MDMIT | 4.7 | ±20% | 2.5 | 0.15 | 1100 | 1 | 1.0 max (0.039 max) | 4,000 |

Low Profile SMD Inductors (L-DWD Series)

Features:

- Small and low profile inductor
- Corresponds to high current
- Simple and original magnetic shield structure
- Structure strong against shock-proof

Applications:

- For small DC/DC converter; cellular phones, HDD, HVC, DSC, and PDA LCD display

Operating Temperature:

- -25°C to +120°C (including self-generated heat)

Part Numbering Table

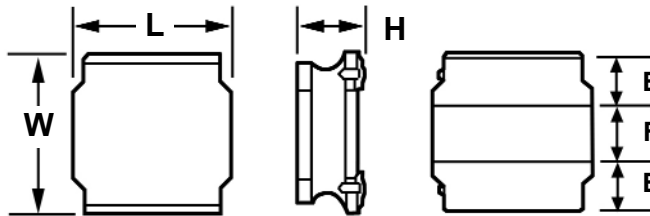


Case Size (EIA)
 3010, 4010, 4012, 4018, 8040

Specification
 C = Commercial

Inductance
Examples: 2R2 = 2.2μH; 100 = 10μH; 101 = 100μH

Dimension Table in millimeters (inches)



| Metric Dim. Code | L Length (inches) | W Width (inches) | T Thickness Maximum (inches) | E (inches) | F |
|------------------|----------------------------|----------------------------|------------------------------|----------------------------|----------------------------|
| 3010 | 3.0 ±0.1 (0.118 ±0.004) | 3.0 ±0.1 (0.118 ±0.004) | 1.0 max. (0.039 max.) | 0.9 ±0.2 (0.035 ±0.008) | 1.9 ±0.2 (0.075 ±0.008) |
| 4010 | 4.0 ±0.2 (0.157 ±0.008) | 4.0 ±0.2 (0.157 ±0.008) | 1.0 max. (0.039 max.) | 1.1 ±0.2 (0.043 ±0.008) | 2.5 ±0.2 (0.098 ±0.008) |
| 4012 | 4.0 ±0.2 (0.157 ±0.008) | 4.0 ±0.2 (0.157 ±0.008) | 1.2 max. (0.047 max.) | 1.1 ±0.2 (0.043 ±0.008) | 2.5 ±0.2 (0.098 ±0.008) |
| 4018 | 4.0 ±0.2 (0.157 ±0.008) | 4.0 ±0.2 (0.157 ±0.008) | 1.8 max. (0.071 max.) | 1.1 ±0.2 (0.043 ±0.008) | 2.5 ±0.2 (0.098 ±0.008) |
| 8040 | 8.0 ±0.2 (0.315 ±0.008) | 8.0 ±0.2 (0.315 ±0.008) | 4.2 max (0.165 max) | 1.6 ±0.3 (0.063 ±0.012) | 5.6 ±0.3 (0.220 ±0.012) |

Dimensions 3.0mm x 3.0mm (L-DWD3010 Type, 1.0mm Max. Height)

| Ordering Code | Inductance (μH) | Inductance Tolerance | Measuring Frequency (KHz) | Minimum Self-resonant Frequency (MHz) | Maximum DC Resistance (Ω) ±30% | Maximum Rated Current (mA) | Maximum Height (mm) | Tape & Reel Packaging Quantity |
|----------------|-----------------|----------------------|---------------------------|---------------------------------------|--------------------------------|----------------------------|---------------------|--------------------------------|
| L3010C1R0NDWDT | 1.0 | ±30% | 100 | 126 | 0.065 | 1300 | 1.0 | 2,000 |
| L3010C1R5NDWDT | 1.5 | ±30% | 100 | 98 | 0.08 | 1200 | 1.0 | 2,000 |
| L3010C2R2MDWDT | 2.2 | ±20% | 100 | 82 | 0.095 | 1100 | 1.0 | 2,000 |
| L3010C3R3MDWDT | 3.3 | ±20% | 100 | 63 | 0.14 | 870 | 1.0 | 2,000 |
| L3010C4R7MDWDT | 4.7 | ±20% | 100 | 56 | 0.19 | 750 | 1.0 | 2,000 |
| L3010C6R8MDWDT | 6.8 | ±20% | 100 | 46 | 0.30 | 610 | 1.0 | 2,000 |
| L3010C100MDWDT | 10 | ±20% | 100 | 35 | 0.45 | 500 | 1.0 | 2,000 |
| L3010C150MDWDT | 15 | ±20% | 100 | 30 | 0.74 | 400 | 1.0 | 2,000 |
| L3010C220MDWDT | 22 | ±20% | 100 | 25 | 1.03 | 350 | 1.0 | 2,000 |
| L3010C330MDWDT | 33 | ±20% | 100 | 20 | 1.55 | 260 | 1.0 | 2,000 |
| L3010C470MDWDT | 47 | ±20% | 100 | 17 | 2.05 | 220 | 1.0 | 2,000 |

Dimensions 4.0mm x 4.0mm (L-DWD4010 Type, 1.0mm Max. Height)

| Ordering code | Inductance (μH) | Inductance Tolerance | Measuring Frequency (KHz) | Minimum Self-resonant Frequency (MHz) | Maximum DC Resistance (Ω) ±30% | Maximum Rated Current (mA) | Maximum Height (mm) | Tape & Reel Packaging Quantity |
|----------------|-----------------|----------------------|---------------------------|---------------------------------------|--------------------------------|----------------------------|---------------------|--------------------------------|
| L4010C1R0NDWDT | 1.0 | ±30% | 100 | 116 | 0.10 | 1050 | 1.0 | 5,000 |
| L4010C2R2NDWDT | 2.2 | ±30% | 100 | 73 | 0.15 | 890 | 1.0 | 5,000 |
| L4010C3R3MDWDT | 3.3 | ±20% | 100 | 58 | 0.18 | 820 | 1.0 | 5,000 |
| L4010C4R7MDWDT | 4.7 | ±20% | 100 | 47 | 0.21 | 750 | 1.0 | 5,000 |
| L4010C6R8MDWDT | 6.8 | ±20% | 100 | 38 | 0.30 | 620 | 1.0 | 5,000 |
| L4010C100MDWDT | 10 | ±20% | 100 | 31 | 0.38 | 560 | 1.0 | 5,000 |
| L4010C150MDWDT | 15 | ±20% | 100 | 24 | 0.51 | 470 | 1.0 | 5,000 |
| L4010C220MDWDT | 22 | ±20% | 100 | 19 | 0.87 | 360 | 1.0 | 5,000 |
| L4010C330MDWDT | 33 | ±20% | 100 | 15 | 1.54 | 280 | 1.0 | 5,000 |
| L4010C470MDWDT | 47 | ±20% | 100 | 13 | 1.81 | 240 | 1.0 | 5,000 |

Dimensions 4.0mm x 4.0mm (L-DWD4012 Type, 1.2mm Max. Height)

| Ordering Code | Inductance (µH) | Inductance Tolerance | Measuring Frequency (KHz) | Minimum Self-resonant Frequency (MHz) | Maximum DC Resistance (Ω) ±30% | Maximum Rated Current (mA) | Maximum Height (mm) | Tape & Reel Packaging Quantity |
|----------------|-----------------|----------------------|---------------------------|---------------------------------------|--------------------------------|----------------------------|---------------------|--------------------------------|
| L4012C1R0NDWDT | 1.0 | ±30% | 100 | 131 | 0.06 | 1500 | 1.2 | 4,500 |
| L4012C2R2MDWDT | 2.2 | ±20% | 100 | 66 | 0.09 | 1200 | 1.2 | 4,500 |
| L4012C3R3MDWDT | 3.3 | ±20% | 100 | 50 | 0.13 | 980 | 1.2 | 4,500 |
| L4012C4R7MDWDT | 4.7 | ±20% | 100 | 45 | 0.14 | 960 | 1.2 | 4,500 |
| L4012C6R8MDWDT | 6.8 | ±20% | 100 | 35 | 0.18 | 840 | 1.2 | 4,500 |
| L4012C100MDWDT | 10 | ±20% | 100 | 28 | 0.24 | 740 | 1.2 | 4,500 |
| L4012C150MDWDT | 15 | ±20% | 100 | 23 | 0.40 | 560 | 1.2 | 4,500 |
| L4012C220MDWDT | 22 | ±20% | 100 | 18 | 0.48 | 510 | 1.2 | 4,500 |
| L4012C330MDWDT | 33 | ±20% | 100 | 15 | 0.81 | 400 | 1.2 | 4,500 |
| L4012C470MDWDT | 47 | ±20% | 100 | 12 | 1.00 | 350 | 1.2 | 4,500 |

Dimensions 4.0mm x 4.0mm (L-DWD4018 Type, 1.8mm Max. Height)

| Ordering Code | Inductance (µH) | Inductance Tolerance | Measuring Frequency (KHz) | Minimum Self-resonant Frequency (MHz) | Maximum DC Resistance (Ω) ±30% | Maximum Rated Current (mA) | Maximum Height (mm) | Tape & Reel Packaging Quantity |
|----------------|-----------------|----------------------|---------------------------|---------------------------------------|--------------------------------|----------------------------|---------------------|--------------------------------|
| L4018C1R0NDWDT | 1.0 | ±30% | 100 | 80 | 0.03 | 1830 | 1.8 | 3,500 |
| L4018C2R2MDWDT | 2.2 | ±20% | 100 | 52 | 0.06 | 1440 | 1.8 | 3,500 |
| L4018C3R3MDWDT | 3.3 | ±20% | 100 | 44 | 0.07 | 1230 | 1.8 | 3,500 |
| L4018C4R7MDWDT | 4.7 | ±20% | 100 | 34 | 0.09 | 1200 | 1.8 | 3,500 |
| L4018C6R8MDWDT | 6.8 | ±20% | 100 | 29 | 0.11 | 1060 | 1.8 | 3,500 |
| L4018C100MDWDT | 10 | ±20% | 100 | 24 | 0.18 | 840 | 1.8 | 3,500 |
| L4018C150MDWDT | 15 | ±20% | 100 | 19 | 0.25 | 650 | 1.8 | 3,500 |
| L4018C220MDWDT | 22 | ±20% | 100 | 16 | 0.36 | 590 | 1.8 | 3,500 |
| L4018C330MDWDT | 33 | ±20% | 100 | 12 | 0.53 | 490 | 1.8 | 3,500 |
| L4018C470MDWDT | 47 | ±20% | 100 | 10 | 0.65 | 420 | 1.8 | 3,500 |
| L4018C680MDWDT | 68 | ±20% | 100 | 8.3 | 1.00 | 320 | 1.8 | 3,500 |
| L4018C101MDWDT | 100 | ±20% | 100 | 6.5 | 1.50 | 280 | 1.8 | 3,500 |
| L4018C221MDWDT | 220 | ±20% | 100 | 4 | 4.00 | 170 | 1.8 | 3,500 |

Dimensions 8.0mm x 8.0mm (L-DWD8040 Type, 4.2mm Max. Height)

| Ordering Code | Inductance (µH) | Inductance Tolerance | Measuring Frequency (KHz) | Minimum Self-resonant Frequency (MHz) | Maximum DC Resistance (Ω) ±30% | Maximum Rated Current (mA) | Maximum Height (mm) | Tape & Reel Packaging Quantity |
|----------------|-----------------|----------------------|---------------------------|---------------------------------------|--------------------------------|----------------------------|---------------------|--------------------------------|
| L8040C0R9NDWDT | 0.9 | ±30% | 100 | 85 | 0.006 | 7800 | 4.0 | 1,000 |
| L8040C1R4NDWDT | 1.4 | ±30% | 100 | 63 | 0.007 | 7000 | 4.0 | 1,000 |
| L8040C2R0NDWDT | 2.0 | ±30% | 100 | 50 | 0.009 | 6300 | 4.0 | 1,000 |
| L8040C3R6NDWDT | 3.6 | ±30% | 100 | 34 | 0.015 | 4900 | 4.0 | 1,000 |
| L8040C4R7NDWDT | 4.7 | ±30% | 100 | 30 | 0.018 | 4100 | 4.0 | 1,000 |
| L8040C6R8NDWDT | 6.8 | ±30% | 100 | 24 | 0.025 | 3700 | 4.0 | 1,000 |
| L8040C100MDWDT | 10 | ±20% | 100 | 22 | 0.034 | 3100 | 4.2 | 1,000 |
| L8040C150MDWDT | 15 | ±20% | 100 | 16 | 0.050 | 2400 | 4.2 | 1,000 |
| L8040C220MDWDT | 22 | ±20% | 100 | 13 | 0.066 | 2200 | 4.2 | 1,000 |
| L8040C330MDWDT | 33 | ±20% | 100 | 12 | 0.100 | 1700 | 4.2 | 1,000 |
| L8040C470MDWDT | 47 | ±20% | 100 | 8 | 0.150 | 1400 | 4.2 | 1,000 |
| L8040C680MDWDT | 68 | ±20% | 100 | 7 | 0.230 | 1100 | 4.2 | 1,000 |
| L8040C101MDWDT | 100 | ±20% | 100 | 6 | 0.290 | 1000 | 4.2 | 1,000 |

High Current Ferrite Chip Beads - Z-PWS/Z-PWZ Series

Features:

- Power supply units:
 - Large withstand voltage (allowable current up to 6A)
 - Resistant to high energy
 - High reliability
- There are several variations of the standard (Z-PWS) type (10th digit in part number)
 - "A" for broadband
 - "B" for upper MHz range applications
 - "G" for GHz range applications
- The Z-PWZ type is optimal for circuit designs which require impedance and large currents to combat radiated noise on power lines, etc.

Applications:

- Combats power line radiated and conducted noise
- Provides waveform correction of digital signals and high frequency noise countermeasures in various types of digital equipment
- Automotive
- Computer peripherals
- Differential transmission line on USB and similar products
- Mobile devices which require lower power consumption

Operating Temperature:

- -40°C to +125°C (includes self-generated heat)

Part Numbering Table



Dimension Table in millimeters (inches)



| Characteristic Code | EIA Case Size | Metric Dim. Code | L Length (inches) | W Width (inches) | T Thickness Maximum (inches) | E (inches) |
|---------------------|---------------|------------------|----------------------------|-----------------------------|------------------------------|-----------------------------|
| Z-PWS | 0603 | 1608 | 1.6 ±0.2 (0.063 ±0.008) | 0.8 ±0.2 (0.031 ±0.008) | 0.8 ±0.2 (0.031 ±0.008) | 0.3 ±0.2 (0.012 ±0.008) |
| | 0805 | 2125 | 2.0 ±0.2 (0.079 ±0.008) | 1.25 ±0.2 (0.049 ±0.008) | 0.85 ±0.2 (0.02 ±0.002) | 0.5 ±0.3 (0.020 ±0.012) |
| | 1206 | 3216 | 3.2 ±0.3 (0.126 ±0.012) | 1.6 ±0.2 (0.063 ±0.008) | 1.6 ±0.2 (0.063 ±0.008) | 0.5 ±0.3 (0.020 ±0.012) |
| | 1806 | 4516 | 4.5 ±0.3 (0.177 ±0.012) | 1.6 ±0.2 (0.063 ±0.008) | 1.6 ±0.2 (0.063 ±0.008) | 0.5 ±0.3 (0.020 ±0.012) |
| Z-PWZ | 0603 | 1608 | 1.6 ±0.1 (0.063 ±0.004) | 0.8 ±0.1 (0.031 ±0.004) | 0.8 ±0.1 (0.031 ±0.004) | 0.3 ±0.15 (0.012 ±0.006) |
| | 0805 | 2012 | 2.0 ±0.2 (0.079 ±0.008) | 1.25 ±0.2 (0.049 ±0.008) | 0.85 ±0.2 (0.02 ±0.002) | 0.5 ±0.3 (0.020 ±0.012) |
| | 0806 | 2016 | 2.0 ±0.2 (0.079 ±0.008) | 1.6 ±0.2 (0.063 ±0.008) | 1.6 ±0.2 (0.063 ±0.008) | 0.5 ±0.3 (0.020 ±0.012) |
| | 1206 | 3216 | 3.2 ±0.3 (0.126 ±0.012) | 1.6 ±0.2 (0.063 ±0.008) | 1.6 ±0.2 (0.063 ±0.008) | 0.5 ±0.3 (0.020 ±0.012) |
| | 1210 | 3225 | 3.2 ±0.3 (0.126 ±0.012) | 2.5 ±0.3 (0.098 ±0.012) | 2.5 ±0.3 (0.098 ±0.012) | 0.5 ±0.3 (0.020 ±0.012) |
| | 1806 | 4516 | 4.5 ±0.3 (0.177 ±0.012) | 1.6 ±0.2 (0.063 ±0.008) | 1.6 ±0.2 (0.063 ±0.008) | 0.5 ±0.3 (0.020 ±0.012) |
| | 1810 | 4525 | 4.5 ±0.4 (0.177 ±0.016) | 2.5 ±0.3 (0.098 ±0.012) | 2.5 ±0.3 (0.098 ±0.012) | 0.9 ±0.6 (0.035 ±0.024) |
| | 1812 | 4532 | 4.5 ±0.4 (0.177 ±0.016) | 3.2 ±0.3 (0.126 ±0.012) | 3.2 ±0.3 (0.126 ±0.012) | 0.9 ±0.6 (0.035 ±0.024) |

0603 Case Size High Current Ferrite Chip Beads (Z-PWS Series)

| Ordering Code | Impedance (Ω) | Measuring Frequency (MHz) | Maximum DC Resistance (Ω) | Maximum Rated Current (A) | Thickness mm (inches) | Tape & Reel Packaging Quantity |
|----------------|---------------|---------------------------|---------------------------|---------------------------|-------------------------|--------------------------------|
| Z0603C230BPWST | 23 ±30% | 100 | 0.007 | 4 | 0.8 ±0.2 (0.031 ±0.008) | 4,000 |
| Z0603C280APWST | 28 ±30% | 100 | 0.007 | 4 | 0.8 ±0.2 (0.031 ±0.008) | 4,000 |

0805 Case Size High Current Ferrite Chip Beads (Z-PWS Series)

| Ordering Code | Impedance (Ω) | Measuring Frequency (MHz) | Maximum DC Resistance (Ω) | Maximum Rated Current (A) | Thickness mm (inches) | Tape & Reel Packaging Quantity |
|----------------|---------------|---------------------------|---------------------------|---------------------------|--------------------------|--------------------------------|
| Z0805C8R0GPWST | 8 ±30% | 100 | 0.01 | 2 | 0.85 ±0.2 (0.033 ±0.008) | 4,000 |
| Z0805C210BPWST | 21 ±30% | 100 | 0.004 | 6 | 0.85 ±0.2 (0.033 ±0.008) | 4,000 |
| Z0805C250APWST | 25 ±30% | 100 | 0.004 | 6 | 0.85 ±0.2 (0.033 ±0.008) | 4,000 |
| Z0805C330BPWST | 33 ±25% | 100 | 0.008 | 4 | 0.85 ±0.2 (0.033 ±0.008) | 4,000 |
| Z0805C420APWST | 42 ±25% | 100 | 0.008 | 4 | 0.85 ±0.2 (0.033 ±0.008) | 4,000 |

1206 Case Size High Current Ferrite Chip Beads (Z-PWS Series)

| Ordering Code | Impedance (Ω) | Measuring Frequency (MHz) | Maximum DC Resistance (Ω) | Maximum Rated Current (A) | Thickness mm (inches) | Tape & Reel Packaging Quantity |
|----------------|---------------|---------------------------|---------------------------|---------------------------|-------------------------|--------------------------------|
| Z1206C380BPWST | 38 ±30% | 100 | 0.005 | 6 | 1.1 ±0.2 (0.043 ±0.008) | 2,000 |
| Z1206C480APWST | 48 ±30% | 100 | 0.005 | 6 | 1.1 ±0.2 (0.043 ±0.008) | 2,000 |
| Z1206C600BPWST | 60 ±25% | 100 | 0.01 | 4 | 1.1 ±0.2 (0.043 ±0.008) | 2,000 |
| Z1206C800APWST | 80 ±25% | 100 | 0.01 | 4 | 1.1 ±0.2 (0.043 ±0.008) | 2,000 |

1806 Case Size High Current Ferrite Chip Beads (Z-PWS Series)

| Ordering Code | Impedance (Ω) | Measuring Frequency (MHz) | Maximum DC Resistance (Ω) | Maximum Rated Current (A) | Thickness mm (inches) | Tape & Reel Packaging Quantity |
|----------------|---------------|---------------------------|---------------------------|---------------------------|-------------------------|--------------------------------|
| Z1806C560BPWST | 56 ±30% | 100 | 0.007 | 6 | 1.1 ±0.2 (0.043 ±0.008) | 2,000 |
| Z1806C900BPWST | 90 ±25% | 100 | 0.014 | 4 | 1.1 ±0.2 (0.043 ±0.008) | 2,000 |
| Z1806C720APWST | 72 ±30% | 100 | 0.007 | 6 | 1.1 ±0.2 (0.043 ±0.008) | 2,000 |
| Z1806C111APWST | 110 ±25% | 100 | 0.014 | 4 | 1.1 ±0.2 (0.043 ±0.008) | 2,000 |

High Current Ferrite Chip Beads - Z-PWS, Z-PWZ Series

0603-1812 Case Size High Impedance Type Ferrite Chip Beads (Z-PWZ Series)

| Ordering Code | EIA Case Size | Impedance (Ω) | Measuring Frequency (MHz) | Maximum DC Resistance (Ω) | Maximum Rated Current (A) | Thickness mm (inches) | Tape & Reel Packaging Quantity |
|--|---------------|---------------|---------------------------|---------------------------|---------------------------|--------------------------|--------------------------------|
| 0603 Case Size High Impedance Ferrite Chip Beads (Z-PWZ Series) | | | | | | | |
| Z0603C470BPWZT | 0603 | 47 ±25% | 100 | 0.02 | 3.5 | 0.8 ±0.1 (0.031 ±0.004) | 4,000 |
| Z0603C600BPWZT | 0603 | 60 ±25% | 100 | 0.025 | 3 | 0.8 ±0.1 (0.031 ±0.004) | 4,000 |
| Z0603C101BPWZT | 0603 | 100 ±25% | 100 | 0.035 | 2 | 0.8 ±0.1 (0.031 ±0.004) | 4,000 |
| Z0603C151BPWZT | 0603 | 150 ±25% | 100 | 0.05 | 2 | 0.8 ±0.1 (0.031 ±0.004) | 4,000 |
| Z0603C221BPWZT | 0603 | 220 ±25% | 100 | 0.07 | 1.5 | 0.8 ±0.1 (0.031 ±0.004) | 4,000 |
| Z0603C331BPWZT | 0603 | 330 ±25% | 100 | 0.13 | 0.9 | 0.8 ±0.1 (0.031 ±0.004) | 4,000 |
| Z0603C471BPWZT | 0603 | 470 ±25% | 100 | 0.15 | 0.7 | 0.8 ±0.1 (0.031 ±0.004) | 4,000 |
| Z0603C601BPWZT | 0603 | 600 ±25% | 100 | 0.17 | 0.7 | 0.8 ±0.1 (0.031 ±0.004) | 4,000 |
| Z0603C102BPWZT | 0603 | 1000 ±25% | 100 | 0.35 | 0.5 | 0.8 ±0.1 (0.031 ±0.004) | 4,000 |
| Z0603C300GPWZT | 0603 | 30 ±25% | 100 | 0.028 | 2.5 | 0.8 ±0.1 (0.031 ±0.004) | 4,000 |
| Z0603C600GPWZT | 0603 | 60 ±25% | 100 | 0.045 | 1.8 | 0.8 ±0.1 (0.031 ±0.004) | 4,000 |
| Z0603C121GPWZT | 0603 | 120 ±25% | 100 | 0.13 | 0.9 | 0.8 ±0.1 (0.031 ±0.004) | 4,000 |
| Z0603C221GPWZT | 0603 | 220 ±25% | 100 | 0.17 | 0.7 | 0.8 ±0.1 (0.031 ±0.004) | 4,000 |
| Z0603C331GPWZT | 0603 | 330 ± 5% | 100 | 0.21 | 0.6 | 0.8 ±0.1 (0.031 ±0.004) | 4,000 |
| Z0603C471GPWZT | 0603 | 470 ±25% | 100 | 0.35 | 0.5 | 0.8 ±0.1 (0.031 ±0.004) | 4,000 |
| Z0603C601GPWZT | 0603 | 600 ±25% | 100 | 0.45 | 0.4 | 0.8 ±0.1 (0.031 ±0.004) | 4,000 |
| 0805 Case Size High Impedance Ferrite Chip Beads (Z-PWZ Series) | | | | | | | |
| Z0805C800BPWZT | 0805 | 80 ±25% | 100 | 0.025 | 2.7 | 0.85 ±0.2 (0.033 ±0.008) | 4,000 |
| Z0805C121BPWZT | 0805 | 120 ±25% | 100 | 0.032 | 2.5 | 0.85 ±0.2 (0.033 ±0.008) | 4,000 |
| 0806 Case Size High Impedance Ferrite Chip Beads (Z-PWZ Series) | | | | | | | |
| Z0806C221BPWZT | 0805 | 220 ±25% | 100 | 0.06 | 2 | 0.85 ±0.2 (0.033 ±0.008) | 4,000 |
| Z0806C331BPWZT | 0805 | 330 ±25% | 100 | 0.08 | 1.8 | 0.85 ±0.2 (0.033 ±0.008) | 4,000 |
| Z0806C251BPWZT | 0806 | 250 ±30% | 100 | 0.05 | 2 | 1.6 ±0.2 (0.063 ±0.008) | 2,000 |
| 1206 Case Size High Impedance Ferrite Chip Beads (Z-PWZ Series) | | | | | | | |
| Z1206C501BPWZT | 1206 | 500 ±30% | 100 | 0.07 | 2 | 1.6 ±0.2 (0.063 ±0.008) | 2,000 |
| 1210 Case Size High Impedance Ferrite Chip Beads (Z-PWZ Series) | | | | | | | |
| Z1210C601BPWZT | 1210 | 600 ±30% | 100 | 0.042 | 3 | 2.5 ±0.3 (0.098 ±0.012) | 1,000 |
| Z1210C102BPWZT | 1210 | 1000 ±30% | 100 | 0.1 | 2 | 2.5 ±0.3 (0.098 ±0.012) | 1,000 |
| Z1210C202BPWZT | 1210 | 2000 ±30% | 100 | 0.13 | 1.2 | 2.5 ±0.3 (0.098 ±0.012) | 1,000 |
| 1806 Case Size High Impedance Ferrite Chip Beads (Z-PWZ Series) | | | | | | | |
| Z1806C851BPWZT | 1806 | 850 ±30% | 100 | 0.1 | 1.5 | 1.6 ±0.2 (0.063 ±0.008) | 1,000 |
| 1810 Case Size High Impedance Ferrite Chip Beads (Z-PWZ Series) | | | | | | | |
| Z1810C102BPWZT | 1810 | 1000 ±30% | 100 | 0.06 | 3 | 2.5 ±0.3 (0.098 ±0.012) | 1,000 |
| Z1810C162BPWZT | 1810 | 1600 ±30% | 100 | 0.13 | 2 | 2.5 ±0.3 (0.098 ±0.012) | 1,000 |
| 1812 Case Size High Impedance Ferrite Chip Beads (Z-PWZ Series) | | | | | | | |
| Z1812C681BPWZT | 1812 | 680 ±25% | 100 | 0.028 | 4 | 3.2 ±0.3 (0.126 ±0.012) | 2,000 |
| Z1812C132BPWZT | 1812 | 1300 ±25% | 100 | 0.06 | 3 | 3.2 ±0.3 (0.126 ±0.012) | 2,000 |
| Z1812C202BPWZT | 1812 | 2000 ±25% | 100 | 0.13 | 1.3 | 3.2 ±0.3 (0.126 ±0.012) | 2,000 |

Multilayer Ferrite Chip Beads - Z-SMS/Z-PMS Series

Z-SMS Features:

- Internal silver printed layer creates a closed circuit which acts as a magnetic shield to minimize heat generation and crosstalk
- No need for grounding provides greater circuit design flexibility
- Several material types and a broad range of impedance values provide noise countermeasures for various applications (10th digit in part number)
- "A" Suppresses the XL component. Helps stop the reduction of the wave-form integrity (digital wave-form overshoot, etc)
- "B" Increases the Z characteristics sharply above 20MHz and is applicable for radiated noise in the 100MHz-300MHz range. Especially effective on video signal lines.
- "C" Designed as a noise countermeasure for 200MHz-500MHz range where the rise of the Z component is in the high frequency area.
- "D" Intended for noise suppression around 200MHz. Effectively increase attenuation
- "E" The best material in the Z-SMS Series to suppress the XL component and stop the reduction of the wave-form integrity while maintaining attenuation in the high frequency area.
- "F" Reduced DC resistance version for noise countermeasures around LSI power supplies

Z-PMS Features:

- Low Rdc values reduce power dissipation and extend battery life
- No need for grounding provides greater circuit design flexibility

Z-SMS Applications:

- High frequency noise countermeasure in personal computers, digital cameras and other information system products. For use on digital product clock lines and general signal lines.
- Radiated noise suppression in computer or printer interfaces harness connectors.
- Noise suppression in video and other AV products
- Prevents interference between circuits in cellular phones (PHS, PDC, etc)
- Due to the closed internal circuit which acts as a magnetic shield, the "F" material is extremely effective as a noise filter on LSI power supplies where downsizing of components is needed.

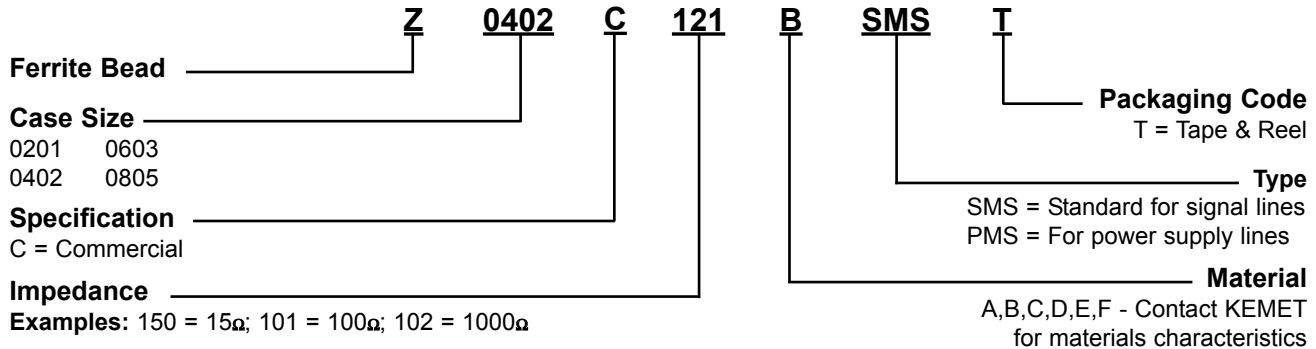
Z-PMS Applications:

- High frequency noise countermeasures on the DC power supply line in personal computers and other information system products
- Noise suppression in USB and IEEE1294 interface
- Prevents interference between circuits in mobile systems (PDC, PHS, PDA)

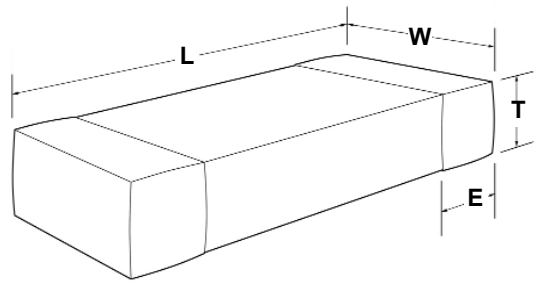
Operating Temperature:

- Z-SMS: -55°C to +125°C (includes self-generated heat)
- Z-PMS: -55°C to +85°C (includes self-generated heat)

Part Numbering Table



Dimension Table in millimeters (inches)



| EIA Case Size | Metric Dim. Code | L Length (inches) | W Width (inches) | T Thickness Maximum (inches) | E (inches) |
|---------------|------------------|--|------------------------------|------------------------------|------------------------------|
| 0201 | 0603 | 0.6 ±0.03 (0.2 ±0.001) | 0.30 ±0.03 (0.012 ±0.001) | 0.30 ±0.03 (0.012 ±0.001) | 0.15 ±0.05 (0.006 ±0.002) |
| 0402 | 1005 | 1.00 ±0.05 (0.039 ±0.002) | 0.50 ±0.05 (0.020 ±0.002) | 0.50 ±0.05 (0.020 ±0.002) | 0.25 ±0.10 (0.010 ±0.004) |
| 0603 | 1608 | 1.6 ±0.15 (0.063 ±0.006) | 0.8 ±0.15 (0.031 ±0.006) | 0.8 ±0.15 (0.031 ±0.006) | 0.3 ±0.2 (0.012 ±0.008) |
| 0805 | 2125 | 2.0 +0.3/-0.1 (0.079 +0.012/-0.004) | 1.25 ±0.2 (0.049 ±0.008) | 0.85 ±0.2 (0.033 ±0.008) | 0.5 ±0.3 (0.020 ±0.012) |

Multilayer Ferrite Chip Beads - Z-SMS, Z-PMS Series

0201 Multilayer Ferrite Chip Beads Standard Type (Z-SMS Series)

| Ordering Code | Impedance (Ω) ±25% | Measuring Frequency (MHz) | Maximum DC Resistance (Ω) | Maximum Rated Current (mA) | Thickness mm (inches) | Tape & Reel Packaging Quantity |
|----------------|--------------------|---------------------------|---------------------------|----------------------------|---------------------------|--------------------------------|
| Z0201C220ASMST | 22 | 100 | 0.10 | 500 | 0.30 ±0.03 (0.012 ±0.001) | 15,000 |
| Z0201C330ASMST | 33 | 100 | 0.20 | 350 | 0.30 ±0.03 (0.012 ±0.001) | 15,000 |
| Z0201C800ASMST | 80 | 100 | 0.40 | 200 | 0.30 ±0.03 (0.012 ±0.001) | 15,000 |
| Z0201C121ASMST | 120 | 100 | 0.50 | 200 | 0.30 ±0.03 (0.012 ±0.001) | 15,000 |
| Z0201C241ASMST | 240 | 100 | 0.80 | 200 | 0.30 ±0.03 (0.012 ±0.001) | 15,000 |
| Z0201C600BSMST | 60 | 100 | 0.40 | 200 | 0.30 ±0.03 (0.012 ±0.001) | 15,000 |
| Z0201C121BSMST | 120 | 100 | 0.50 | 200 | 0.30 ±0.03 (0.012 ±0.001) | 15,000 |
| Z0201C241BSMST | 240 | 100 | 0.80 | 200 | 0.30 ±0.03 (0.012 ±0.001) | 15,000 |
| Z0201C100CSMST | 10 | 100 | 0.40 | 200 | 0.30 ±0.03 (0.012 ±0.001) | 15,000 |
| Z0201C220CSMST | 22 | 100 | 0.50 | 200 | 0.30 ±0.03 (0.012 ±0.001) | 15,000 |
| Z0201C330CSMST | 33 | 100 | 0.80 | 150 | 0.30 ±0.03 (0.012 ±0.001) | 15,000 |
| Z0201C470CSMST | 47 | 100 | 1.00 | 150 | 0.30 ±0.03 (0.012 ±0.001) | 15,000 |

0402 Multilayer Ferrite Chip Beads Standard Type (Z-SMS Series)

| Ordering Code | Impedance (Ω) ±25% | Measuring Frequency (MHz) | Maximum DC Resistance (Ω) | Maximum Rated Current (mA) | Thickness mm (inches) | Tape & Reel Packaging Quantity |
|----------------|--------------------|---------------------------|---------------------------|----------------------------|---------------------------|--------------------------------|
| Z0402C680ESMST | 68 | 100 | 0.17 | 500 | 0.50 ±0.05 (0.020 ±0.002) | 10,000 |
| Z0402C121ESMST | 120 | 100 | 0.24 | 450 | 0.50 ±0.05 (0.020 ±0.002) | 10,000 |
| Z0402C241ESMST | 240 | 100 | 0.31 | 400 | 0.50 ±0.05 (0.020 ±0.002) | 10,000 |
| Z0402C431ESMST | 430 | 100 | 0.50 | 350 | 0.50 ±0.05 (0.020 ±0.002) | 10,000 |
| Z0402C601ESMST | 600 | 100 | 0.60 | 300 | 0.50 ±0.05 (0.020 ±0.002) | 10,000 |
| Z0402C100ASMST | 10 | 100 | 0.05 | 1000 | 0.50 ±0.05 (0.020 ±0.002) | 10,000 |
| Z0402C330ASMST | 33 | 100 | 0.10 | 700 | 0.50 ±0.05 (0.020 ±0.002) | 10,000 |
| Z0402C680ASMST | 68 | 100 | 0.13 | 600 | 0.50 ±0.05 (0.020 ±0.002) | 10,000 |
| Z0402C121ASMST | 120 | 100 | 0.23 | 500 | 0.50 ±0.05 (0.020 ±0.002) | 10,000 |
| Z0402C241ASMST | 240 | 100 | 0.33 | 400 | 0.50 ±0.05 (0.020 ±0.002) | 10,000 |
| Z0402C601ASMST | 600 | 100 | 0.58 | 300 | 0.50 ±0.05 (0.020 ±0.002) | 10,000 |
| Z0402C121BSMST | 120 | 100 | 0.25 | 300 | 0.50 ±0.05 (0.020 ±0.002) | 10,000 |
| Z0402C241BSMST | 240 | 100 | 0.36 | 300 | 0.50 ±0.05 (0.020 ±0.002) | 10,000 |
| Z0402C471BSMST | 470 | 100 | 0.56 | 250 | 0.50 ±0.05 (0.020 ±0.002) | 10,000 |
| Z0402C601BSMST | 600 | 100 | 0.59 | 250 | 0.50 ±0.05 (0.020 ±0.002) | 10,000 |
| Z0402C102BSMST | 1000 | 100 | 0.80 | 150 | 0.50 ±0.05 (0.020 ±0.002) | 10,000 |
| Z0402C100CSMST | 10 | 100 | 0.15 | 500 | 0.50 ±0.05 (0.020 ±0.002) | 10,000 |
| Z0402C220CSMST | 22 | 100 | 0.20 | 400 | 0.50 ±0.05 (0.020 ±0.002) | 10,000 |
| Z0402C330CSMST | 33 | 100 | 0.30 | 400 | 0.50 ±0.05 (0.020 ±0.002) | 10,000 |
| Z0402C470CSMST | 47 | 100 | 0.35 | 350 | 0.50 ±0.05 (0.020 ±0.002) | 10,000 |
| Z0402C680CSMST | 68 | 100 | 0.31 | 400 | 0.50 ±0.05 (0.020 ±0.002) | 10,000 |
| Z0402C121CSMST | 120 | 100 | 0.45 | 350 | 0.50 ±0.05 (0.020 ±0.002) | 10,000 |
| Z0402C181CSMST | 180 | 100 | 0.53 | 300 | 0.50 ±0.05 (0.020 ±0.002) | 10,000 |
| Z0402C241CSMST | 240 | 100 | 0.70 | 250 | 0.50 ±0.05 (0.020 ±0.002) | 10,000 |

0402 Multilayer Ferrite Chip Beads For Power Lines (Z-PMS Series)

| Ordering Code | Impedance (Ω) ±25% | Measuring Frequency (MHz) | Maximum DC Resistance (Ω) | Maximum Rated Current (mA) | Thickness mm (inches) | Tape & Reel Packaging Quantity |
|----------------|--------------------|---------------------------|---------------------------|----------------------------|---------------------------|--------------------------------|
| Z0402C121APMST | 120 | 100 | 0.14 | 1000 | 0.50 ±0.05 (0.020 ±0.002) | 10,000 |

0603 Multilayer Ferrite Chip Beads Standard Type (Z-SMS Series)

| Ordering Code | Impedance (Ω) ±25% | Measuring Frequency (MHz) | Maximum DC Resistance (Ω) | Maximum Rated Current (mA) | Thickness mm (inches) | Tape & Reel Packaging Quantity |
|----------------|--------------------|---------------------------|---------------------------|----------------------------|---------------------------|--------------------------------|
| Z0603C121ESMST | 120 | 100 | 0.15 | 600 | 0.80 ±0.15 (0.031 ±0.006) | 4,000 |
| Z0603C241ESMST | 240 | 100 | 0.25 | 450 | 0.80 ±0.15 (0.031 ±0.006) | 4,000 |
| Z0603C431ESMST | 430 | 100 | 0.30 | 400 | 0.80 ±0.15 (0.031 ±0.006) | 4,000 |
| Z0603C601ESMST | 600 | 100 | 0.40 | 300 | 0.80 ±0.15 (0.031 ±0.006) | 4,000 |
| Z0603C220ASMST | 22 | 100 | 0.05 | 1500 | 0.80 ±0.15 (0.031 ±0.006) | 4,000 |
| Z0603C330ASMST | 33 | 100 | 0.08 | 1200 | 0.80 ±0.15 (0.031 ±0.006) | 4,000 |
| Z0603C470ASMST | 47 | 100 | 0.10 | 900 | 0.80 ±0.15 (0.031 ±0.006) | 4,000 |
| Z0603C600ASMST | 60 | 100 | 0.10 | 800 | 0.80 ±0.15 (0.031 ±0.006) | 4,000 |
| Z0603C800ASMST | 80 | 100 | 0.10 | 600 | 0.80 ±0.15 (0.031 ±0.006) | 4,000 |
| Z0603C121ASMST | 120 | 100 | 0.18 | 500 | 0.80 ±0.15 (0.031 ±0.006) | 4,000 |
| Z0603C241ASMST | 240 | 100 | 0.25 | 400 | 0.80 ±0.15 (0.031 ±0.006) | 4,000 |
| Z0603C601ASMST | 600 | 100 | 0.45 | 350 | 0.80 ±0.15 (0.031 ±0.006) | 4,000 |
| Z0603C102ASMST | 1000 | 100 | 0.60 | 300 | 0.80 ±0.15 (0.031 ±0.006) | 4,000 |
| Z0603C121BSMST | 120 | 100 | 0.20 | 350 | 0.80 ±0.15 (0.031 ±0.006) | 4,000 |
| Z0603C241BSMST | 240 | 100 | 0.35 | 300 | 0.80 ±0.15 (0.031 ±0.006) | 4,000 |
| Z0603C471BSMST | 470 | 100 | 0.45 | 250 | 0.80 ±0.15 (0.031 ±0.006) | 4,000 |
| Z0603C601BSMST | 600 | 100 | 0.60 | 250 | 0.80 ±0.15 (0.031 ±0.006) | 4,000 |
| Z0603C102BSMST | 1000 | 100 | 0.70 | 200 | 0.80 ±0.15 (0.031 ±0.006) | 4,000 |
| Z0603C300CSMST | 30 | 100 | 0.20 | 500 | 0.80 ±0.15 (0.031 ±0.006) | 4,000 |
| Z0603C470CSMST | 47 | 100 | 0.30 | 400 | 0.80 ±0.15 (0.031 ±0.006) | 4,000 |
| Z0603C560CSMST | 56 | 100 | 0.30 | 400 | 0.80 ±0.15 (0.031 ±0.006) | 4,000 |
| Z0603C680CSMST | 68 | 100 | 0.35 | 300 | 0.80 ±0.15 (0.031 ±0.006) | 4,000 |
| Z0603C121CSMST | 120 | 100 | 0.50 | 300 | 0.80 ±0.15 (0.031 ±0.006) | 4,000 |
| Z0603C181CSMST | 180 | 100 | 0.65 | 250 | 0.80 ±0.15 (0.031 ±0.006) | 4,000 |
| Z0603C241CSMST | 240 | 100 | 0.80 | 250 | 0.80 ±0.15 (0.031 ±0.006) | 4,000 |
| Z0603C331CSMST | 330 | 100 | 0.85 | 200 | 0.80 ±0.15 (0.031 ±0.006) | 4,000 |
| Z0603C431CSMST | 430 | 100 | 0.85 | 200 | 0.80 ±0.15 (0.031 ±0.006) | 4,000 |
| Z0603C511CSMST | 510 | 100 | 0.90 | 200 | 0.80 ±0.15 (0.031 ±0.006) | 4,000 |
| Z0603C681CSMST | 680 | 100 | 1.00 | 150 | 0.80 ±0.15 (0.031 ±0.006) | 4,000 |
| Z0603C751DSMST | 750 | 100 | 0.60 | 300 | 0.80 ±0.15 (0.031 ±0.006) | 4,000 |
| Z0603C152DSMST | 1500 | 100 | 0.75 | 250 | 0.80 ±0.15 (0.031 ±0.006) | 4,000 |
| Z0603C182DSMST | 1800 | 100 | 0.85 | 200 | 0.80 ±0.15 (0.031 ±0.006) | 4,000 |
| Z0603C252DSMST | 2500 | 100 | 1.10 | 200 | 0.80 ±0.15 (0.031 ±0.006) | 4,000 |
| Z0603C431FSMST | 430 | 100 | 0.25 ±30% | 400 | 0.80 ±0.15 (0.031 ±0.006) | 4,000 |
| Z0603C601FSMST | 600 | 100 | 0.27 ±30% | 350 | 0.80 ±0.15 (0.031 ±0.006) | 4,000 |
| Z0603C102FSMST | 1000 | 100 | 0.35 ±30% | 300 | 0.80 ±0.15 (0.031 ±0.006) | 4,000 |

0603 Multilayer Ferrite Chip Beads For Power Lines (Z-PMS Series)

| Ordering Code | Impedance (Ω) ±25% | Measuring Frequency (MHz) | Maximum DC Resistance (Ω) | Maximum Rated Current (mA) | Thickness mm (inches) | Tape & Reel Packaging Quantity |
|----------------|--------------------|---------------------------|---------------------------|----------------------------|---------------------------|--------------------------------|
| Z0603C330APMST | 33 | 100 | 0.025 | 3000 | 0.80 ±0.15 (0.031 ±0.006) | 4,000 |
| Z0603C600APMST | 60 | 100 | 0.040 | 2500 | 0.80 ±0.15 (0.031 ±0.006) | 4,000 |
| Z0603C101APMST | 100 | 100 | 0.050 | 1700 | 0.80 ±0.15 (0.031 ±0.006) | 4,000 |
| Z0603C121APMST | 120 | 100 | 0.035 | 2700 | 0.80 ±0.15 (0.031 ±0.006) | 4,000 |
| Z0603C181APMST | 180 | 100 | 0.075 | 1500 | 0.80 ±0.15 (0.031 ±0.006) | 4,000 |
| Z0603C271APMST | 270 | 100 | 0.110 | 1200 | 0.80 ±0.15 (0.031 ±0.006) | 4,000 |
| Z0603C391APMST | 390 | 100 | 0.140 | 1000 | 0.80 ±0.15 (0.031 ±0.006) | 4,000 |

Multilayer Ferrite Chip Beads - Z-SMS, Z-PMS Series

0805 Multilayer Ferrite Chip Beads Standard Type (Z-SMS Series)

| Ordering Code | Impedance (Ω) $\pm 25\%$ | Measuring Frequency (MHz) | Maximum DC Resistance (Ω) | Maximum Rated Current (mA) | Thickness mm (inches) | Tape & Reel Packaging Quantity |
|----------------|-----------------------------------|---------------------------|------------------------------------|----------------------------|------------------------------------|--------------------------------|
| Z0805C150ASMST | 15 | 100 | 0.05 | 1200 | 0.85 \pm 0.2 (0.033 \pm 0.008) | 4,000 |
| Z0805C220ASMST | 22 | 100 | 0.05 | 1200 | 0.85 \pm 0.2 (0.033 \pm 0.008) | 4,000 |
| Z0805C330ASMST | 33 | 100 | 0.05 | 1200 | 0.85 \pm 0.2 (0.033 \pm 0.008) | 4,000 |
| Z0805C470ASMST | 47 | 100 | 0.05 | 1000 | 0.85 \pm 0.2 (0.033 \pm 0.008) | 4,000 |
| Z0805C750ASMST | 75 | 100 | 0.10 | 1000 | 0.85 \pm 0.2 (0.033 \pm 0.008) | 4,000 |
| Z0805C101ASMST | 100 | 100 | 0.10 | 900 | 0.85 \pm 0.2 (0.033 \pm 0.008) | 4,000 |
| Z0805C121ASMST | 120 | 100 | 0.15 | 800 | 0.85 \pm 0.2 (0.033 \pm 0.008) | 4,000 |
| Z0805C241ASMST | 240 | 100 | 0.20 | 600 | 0.85 \pm 0.2 (0.033 \pm 0.008) | 4,000 |
| Z0805C431ASMST | 430 | 100 | 0.25 | 500 | 0.85 \pm 0.2 (0.033 \pm 0.008) | 4,000 |
| Z0805C601ASMST | 600 | 100 | 0.30 | 500 | 0.85 \pm 0.2 (0.033 \pm 0.008) | 4,000 |
| Z0805C102ASMST | 1000 | 100 | 0.40 | 300 | 0.85 \pm 0.2 (0.033 \pm 0.008) | 4,000 |
| Z0805C121BSMST | 120 | 100 | 0.15 | 800 | 0.85 \pm 0.2 (0.033 \pm 0.008) | 4,000 |
| Z0805C241BSMST | 240 | 100 | 0.20 | 600 | 0.85 \pm 0.2 (0.033 \pm 0.008) | 4,000 |
| Z0805C471BSMST | 470 | 100 | 0.25 | 500 | 0.85 \pm 0.2 (0.033 \pm 0.008) | 4,000 |
| Z0805C601BSMST | 600 | 100 | 0.25 | 500 | 0.85 \pm 0.2 (0.033 \pm 0.008) | 4,000 |
| Z0805C102BSMST | 1000 | 100 | 0.35 | 400 | 0.85 \pm 0.2 (0.033 \pm 0.008) | 4,000 |
| Z0805C560CSMST | 56 | 100 | 0.20 | 600 | 0.85 \pm 0.2 (0.033 \pm 0.008) | 4,000 |
| Z0805C121CSMST | 120 | 100 | 0.30 | 400 | 0.85 \pm 0.2 (0.033 \pm 0.008) | 4,000 |
| Z0805C241CSMST | 240 | 100 | 0.35 | 300 | 0.85 \pm 0.2 (0.033 \pm 0.008) | 4,000 |
| Z0805C751DSMST | 750 | 100 | 0.30 | 400 | 0.85 \pm 0.2 (0.033 \pm 0.008) | 4,000 |
| Z0805C152DSMST | 1500 | 100 | 0.35 | 400 | 0.85 \pm 0.2 (0.033 \pm 0.008) | 4,000 |
| Z0805C182DSMST | 1800 | 100 | 0.45 | 300 | 1.25 \pm 0.2 (0.049 \pm 0.008) | 2,000 |
| Z0805C252DSMST | 2500 | 100 | 0.75 | 200 | 1.25 \pm 0.2 (0.049 \pm 0.008) | 2,000 |

0805 Multilayer Ferrite Chip Beads For Power Lines (Z-PMS Series)

| Ordering Code | Impedance (Ω) $\pm 25\%$ | Measuring Frequency (MHz) | Maximum DC Resistance (Ω) | Maximum Rated Current (mA) | Thickness mm (inches) | Tape & Reel Packaging Quantity |
|----------------|-----------------------------------|---------------------------|------------------------------------|----------------------------|------------------------------------|--------------------------------|
| Z0805C330APMST | 33 | 100 | 0.020 | 4000 | 0.85 \pm 0.2 (0.033 \pm 0.008) | 4,000 |
| Z0805C600APMST | 60 | 100 | 0.025 | 3000 | 0.85 \pm 0.2 (0.033 \pm 0.008) | 4,000 |
| Z0805C101APMST | 100 | 100 | 0.040 | 2500 | 0.85 \pm 0.2 (0.033 \pm 0.008) | 4,000 |
| Z0805C221APMST | 220 | 100 | 0.050 | 2000 | 0.85 \pm 0.2 (0.033 \pm 0.008) | 4,000 |

DISCLAIMER

All electronic components or devices listed in this catalog are developed, designed and intended for use in general electronic equipment. Before incorporating these components into any equipment in the fields of aerospace, military or medical, where higher safety and reliability are required, please contact KEMET Corporation for more details.

World Sales Headquarters

KEMET Electronics Corporation
P.O. Box 5928
Greenville, SC 29606
Phone: 864-963-6300

Europe

KEMET Electronics S.A.
15bis chemin des Mines
1202 Geneva, Switzerland
Phone: 41-22-715-0100

Asia

KEMET Electronics Marketing PTE Ltd.
73 Bukit Timah Road
#05-01 Rex House
Singapore, 229832, Singapore
Phone: 65-6586-1900

KEMET Electronics Asia Ltd.
30 Canton Road, Room 1512
SilverCord Tower II
Tsimshatshui, Kowloon
Hong Kong
Phone: 852-2305-1168

Компания «Океан Электроники» предлагает заключение долгосрочных отношений при поставках импортных электронных компонентов на взаимовыгодных условиях!

Наши преимущества:

- Поставка оригинальных импортных электронных компонентов напрямую с производств Америки, Европы и Азии, а так же с крупнейших складов мира;
- Широкая линейка поставок активных и пассивных импортных электронных компонентов (более 30 млн. наименований);
- Поставка сложных, дефицитных, либо снятых с производства позиций;
- Оперативные сроки поставки под заказ (от 5 рабочих дней);
- Экспресс доставка в любую точку России;
- Помощь Конструкторского Отдела и консультации квалифицированных инженеров;
- Техническая поддержка проекта, помощь в подборе аналогов, поставка прототипов;
- Поставка электронных компонентов под контролем ВП;
- Система менеджмента качества сертифицирована по Международному стандарту ISO 9001;
- При необходимости вся продукция военного и аэрокосмического назначения проходит испытания и сертификацию в лаборатории (по согласованию с заказчиком);
- Поставка специализированных компонентов военного и аэрокосмического уровня качества (Xilinx, Altera, Analog Devices, Intersil, Interpoint, Microsemi, Actel, Aeroflex, Peregrine, VPT, Syfer, Eurofarad, Texas Instruments, MS Kennedy, Miteq, Cobham, E2V, MA-COM, Hittite, Mini-Circuits, General Dynamics и др.);

Компания «Океан Электроники» является официальным дистрибьютором и эксклюзивным представителем в России одного из крупнейших производителей разъемов военного и аэрокосмического назначения «JONHON», а так же официальным дистрибьютором и эксклюзивным представителем в России производителя высокотехнологичных и надежных решений для передачи СВЧ сигналов «FORSTAR».



JONHON

«JONHON» (основан в 1970 г.)

Разъемы специального, военного и аэрокосмического назначения:

(Применяются в военной, авиационной, аэрокосмической, морской, железнодорожной, горно- и нефтедобывающей отраслях промышленности)

«FORSTAR» (основан в 1998 г.)

ВЧ соединители, коаксиальные кабели, кабельные сборки и микроволновые компоненты:

(Применяются в телекоммуникациях гражданского и специального назначения, в средствах связи, РЛС, а так же военной, авиационной и аэрокосмической отраслях промышленности).



Телефон: 8 (812) 309-75-97 (многоканальный)

Факс: 8 (812) 320-03-32

Электронная почта: ocean@oceanchips.ru

Web: <http://oceanchips.ru/>

Адрес: 198099, г. Санкт-Петербург, ул. Калинина, д. 2, корп. 4, лит. А