



Rack and Panel Connectors Military, MIL-C-28748/7/8 Qualified and Commercial Microminiature Rectangular with Optional Hoods



FEATURES

- Qualified to MIL-C-28748/7/8
- Solder cup contacts
- Dip solder contacts
- Fixed and turnable screwlocks
- Optional closed entry socket contacts

APPLICATIONS

Especially suited for use in airborne, instrumentation and portable equipment applications or wherever the following requirements must be met: Minimum space and weight without sacrifice of performance, high quality materials, long service life, high vibration and shock resistance and positive locking.

ELECTRICAL SPECIFICATIONS

Current Rating: Model MM22 = 5 A

Model MM24 = 3 A

Breakdown Voltage: At sea level: 2000 V_{RMS}

At 70 000 feet: 500 V_{RMS}

MATERIAL SPECIFICATIONS

Contact Pin: Phosphor bronze

Contact Socket: Phosphor bronze (Beryllium copper available on request)

Contact Plating: Gold

Screwlocks: Stainless steel, passivated

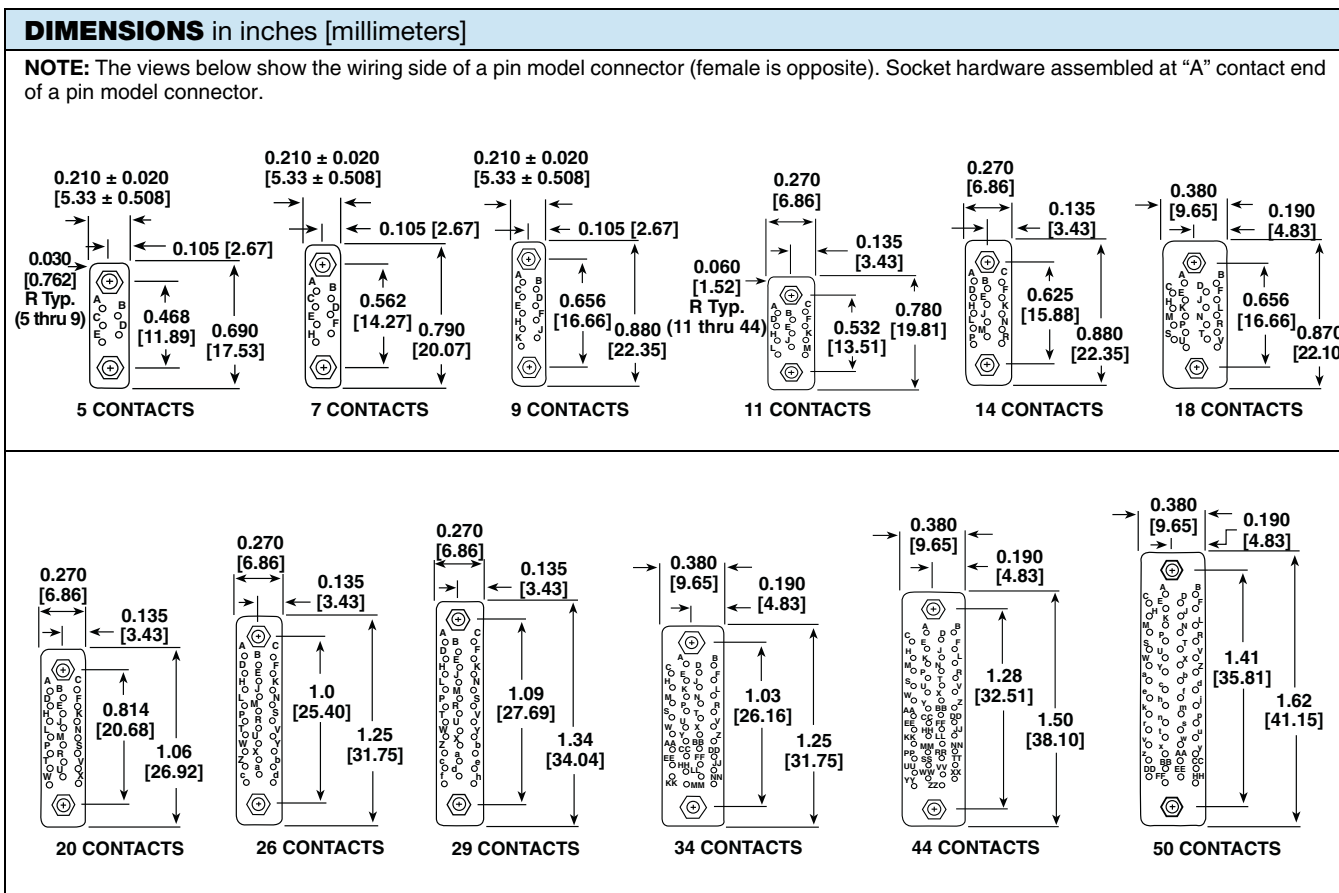
Guides: Brass, gold plated or stainless steel, passivated

Standard Body: Glass-filled diallyl phthalate per MIL-M-14, Model SDG-F, green

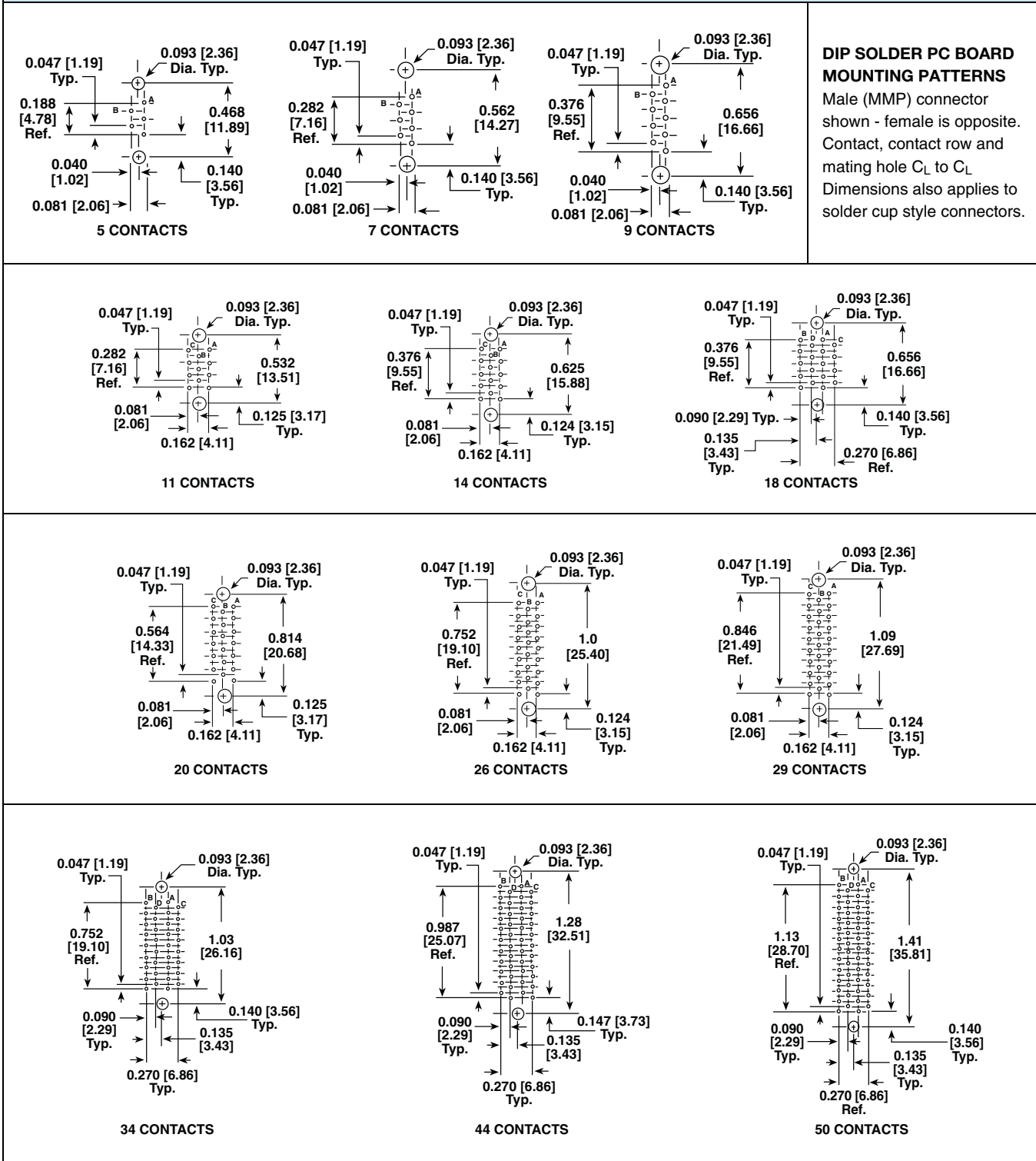
DIMENSIONS in inches [millimeters]				
MMS With Solder Cup Contacts 		MMP With Solder Cup Contacts 		
MMDS With Dip Solder Contacts 		MMDP With Dip Solder Contacts 		
CONTACT GAUGE	B DIAMETER	CONTACT GAUGE	C DIP TAIL LENGTH	D DIAMETER
22 AWG	0.030 ± 0.001 [0.762 ± 0.025]	22 AWG	0.160 or 0.350 [4.06 or 8.89] nom.	0.025 [0.635]
24 AWG	0.025 ± 0.001 [0.635 ± 0.025]	24 AWG	0.160 or 0.350 [4.06 or 8.89] nom.	0.025 [0.635]

DIMENSIONS in inches [millimeters]			
		HARDWARE TYPE	E DIAMETER
<p>MMS With Fixed (026, 027) Guides</p>	<p>MMP With Fixed (026, 027) Guides</p>	026	0.078 [1.98]
		026L	0.078 [1.98]
		027	0.078 [1.98]
		027L	0.078 [1.98]
<p>MMS With Fixed (026L, 027L) Guides</p>	<p>MMP With Fixed (026L, 027L) Guides</p>	<p>Short Turnable Screwlocks (SK030)</p>	<p>Turnable Screwlocks (SK)</p>
<p>Fixed Screwlocks (SL)</p>	<p>Fixed Screwlocks (SLL)</p>	<p>Fixed Screwlocks And Nylon Retaining Nut And Fiber Washer (NSL)</p>	<p>Short Turnable Screwlocks (SK2035)</p>

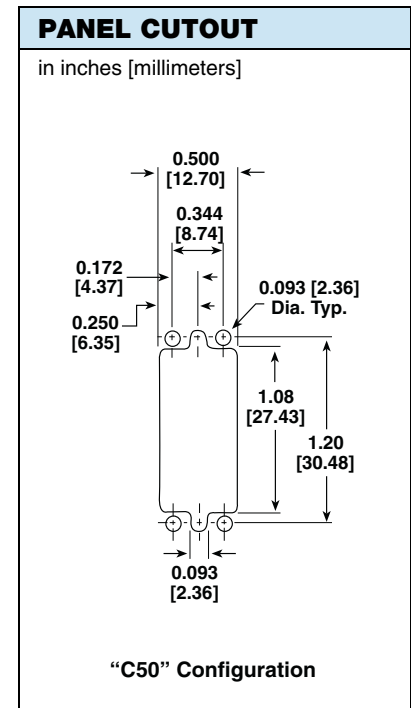
HARDWARE MATING CHART		NOTE:
HARDWARE MODEL	MATES WITH HARDWARE MODEL	<p>EITHER MMP OR MMS CONNECTORS MAY BE ORDERED WITH ANY TYPE OF HARDWARE SHOWN.</p> <p>EXAMPLES:</p> <ol style="list-style-type: none"> 1. MMP WITH 026 HARDWARE WOULD MATE WITH AN MMS WITH 026 HARDWARE. 2. MMS WITH SK HARDWARE WOULD MATE WITH AN MMP WITH SL OR NSL HARDWARE. 3. MMS WITH SL2 HARDWARE WOULD MATE WITH AN MMP WITH SK2 OR SK2030 HARDWARE.
026	026, 026L	
027	027, 027L	
SK	SL, NSL or SLL	
SK030	SL, NSL or SLL	
SK2	SL2, NSL2 or SL2L	
SK2030	SL2, NSL2 or SL2L	
SK2035	SL2, NSL2 or SL2L	



MOUNTING VARIATIONS in inches [millimeters]



PANEL CUTOUT in inches [millimeters]								
	NUMBER OF CONTACTS	A	B	C	NUMBER OF CONTACTS	A	B	C
	5	0.210 [5.33]	0.468 [11.89]	0.340 [8.64]	20	0.270 [6.86]	0.814 [20.68]	0.690 [17.53]
	7	0.210 [5.33]	0.562 [14.27]	0.440 [11.18]	26	0.270 [6.86]	1.0 [25.40]	0.870 [22.10]
	9	0.210 [5.33]	0.656 [16.66]	0.530 [13.46]	29	0.270 [6.86]	1.09 [27.69]	0.970 [24.64]
	11	0.270 [6.86]	0.532 [13.51]	0.410 [10.41]	34	0.380 [9.65]	1.03 [26.16]	0.910 [23.11]
	14	0.270 [6.86]	0.625 [15.88]	0.500 [12.70]	44	0.380 [9.65]	1.28 [32.51]	1.16 [29.46]
	18	0.380 [9.65]	0.656 [16.66]	0.530 [13.46]	50	0.380 [9.65]	1.41 [35.81]	1.28 [32.51]



DIP SOLDER PC BOARD MOUNTING PATTERNS

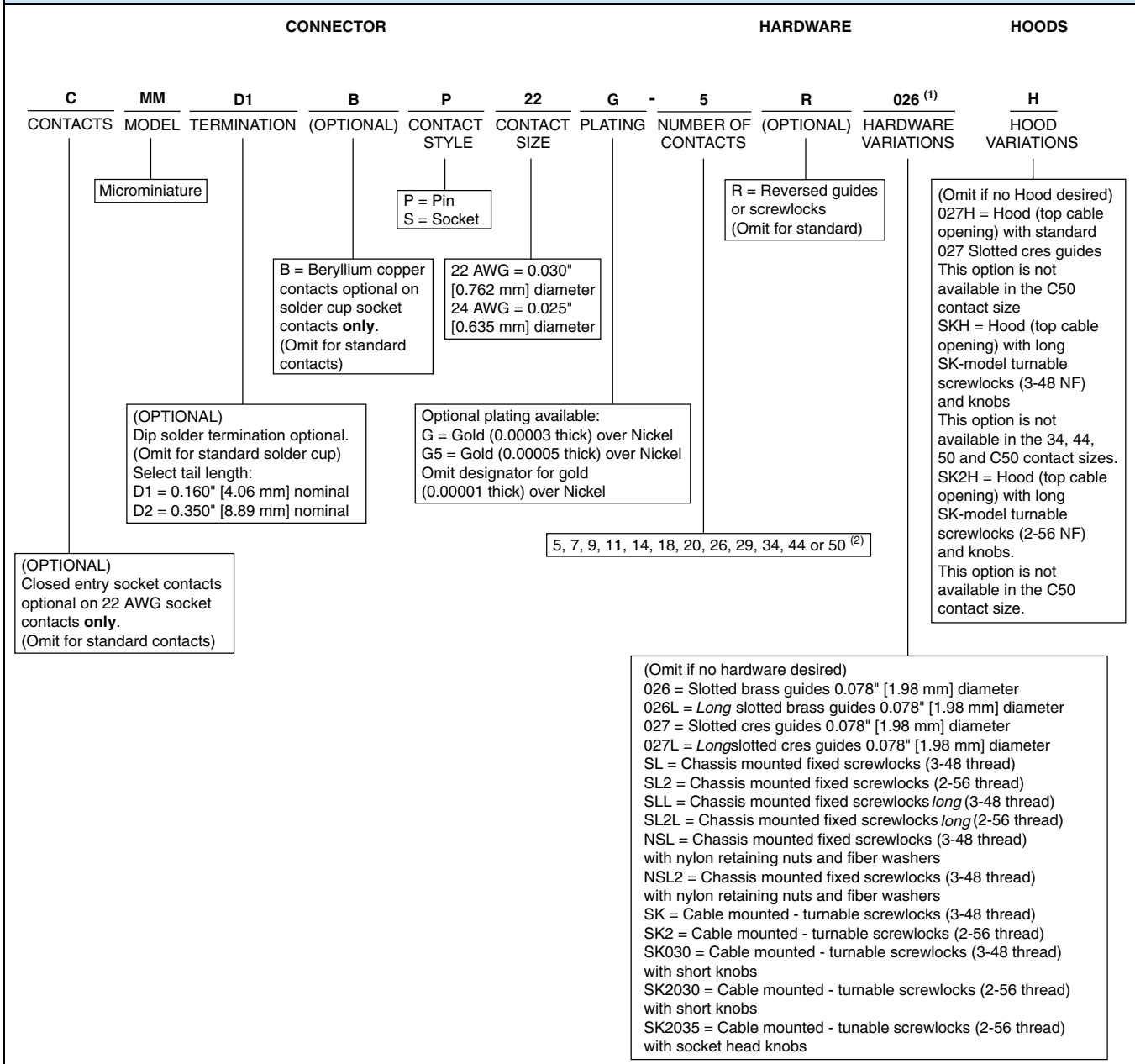
Male (MMP) connector shown - female is opposite. Contact, contact row and mating hole C_L to C_L dimensions also applies to solder cup style connectors.

HOOD VARIATIONS in inches [millimeters]

HOOD VARIATIONS in inches [millimeters]					
027H 					
5, 7, 9 CONTACTS		11, 14, 20, 26, 29 CONTACTS		34, 44, 50 CONTACTS	
SKH or SK2H 					
5, 7, 9 CONTACTS		11, 14, 20, 26, 29 CONTACTS		34, 44, 50 CONTACTS	
NUMBER OF CONTACTS	A ± 0.016 [0.406]	B ± 0.030 [0.76]	C	D ± 0.016 [0.406]	"E" CABLE OPENING SQ. IN. [mm ²]
5	0.690 [17.53]	0.650 [16.51]	0.468 [11.89]	0.310 [7.87]	0.028 [0.711]
7	0.780 [19.81]	0.650 [16.51]	0.562 [14.27]	0.440 [11.18]	0.037 [0.940]
9	0.870 [22.10]	0.650 [16.51]	0.656 [16.66]	0.500 [12.70]	0.052 [1.321]
11	0.780 [19.81]	0.650 [16.51]	0.532 [13.51]	0.440 [11.18]	0.054 [1.372]
14	0.870 [22.10]	0.650 [16.51]	0.625 [15.88]	0.500 [12.70]	0.076 [1.930]
20	1.06 [26.92]	0.650 [16.51]	0.814 [20.68]	0.620 [15.75]	0.105 [2.667]
26	1.25 [31.75]	0.650 [16.51]	1.00 [25.40]	0.620 [15.75]	0.105 [2.667]
29	1.34 [34.04]	0.650 [16.51]	1.09 [27.67]	0.620 [15.75]	0.105 [2.667]
34	1.25 [31.75]	0.650 [16.51]	1.03 [26.16]	0.500 [12.70]	0.160 [4.064]
44	1.50 [38.10]	1.17 [29.72]	1.28 [32.51]	0.500 [12.70]	0.190 [4.826]
50	1.62 [41.15]	1.17 [29.72]	1.41 [35.81]	0.620 [15.75]	0.202 [5.131]



ORDERING INFORMATION



Notes

- (1) To order complete connector with hardware supplied unassembled, add suffix "UA" on end of hardware designation.
- (2) 50 contact connectors are available in either the standard 4-row contact arrangement per MIL-C-28748 or a special 5-row contact arrangement. To order the special 5-row contact arrangement, use the designator "C50" for the number of contacts.



Disclaimer

ALL PRODUCT, PRODUCT SPECIFICATIONS AND DATA ARE SUBJECT TO CHANGE WITHOUT NOTICE TO IMPROVE RELIABILITY, FUNCTION OR DESIGN OR OTHERWISE.

Vishay Intertechnology, Inc., its affiliates, agents, and employees, and all persons acting on its or their behalf (collectively, "Vishay"), disclaim any and all liability for any errors, inaccuracies or incompleteness contained in any datasheet or in any other disclosure relating to any product.

Vishay makes no warranty, representation or guarantee regarding the suitability of the products for any particular purpose or the continuing production of any product. To the maximum extent permitted by applicable law, Vishay disclaims (i) any and all liability arising out of the application or use of any product, (ii) any and all liability, including without limitation special, consequential or incidental damages, and (iii) any and all implied warranties, including warranties of fitness for particular purpose, non-infringement and merchantability.

Statements regarding the suitability of products for certain types of applications are based on Vishay's knowledge of typical requirements that are often placed on Vishay products in generic applications. Such statements are not binding statements about the suitability of products for a particular application. It is the customer's responsibility to validate that a particular product with the properties described in the product specification is suitable for use in a particular application. Parameters provided in datasheets and/or specifications may vary in different applications and performance may vary over time. All operating parameters, including typical parameters, must be validated for each customer application by the customer's technical experts. Product specifications do not expand or otherwise modify Vishay's terms and conditions of purchase, including but not limited to the warranty expressed therein.

Except as expressly indicated in writing, Vishay products are not designed for use in medical, life-saving, or life-sustaining applications or for any other application in which the failure of the Vishay product could result in personal injury or death. Customers using or selling Vishay products not expressly indicated for use in such applications do so at their own risk. Please contact authorized Vishay personnel to obtain written terms and conditions regarding products designed for such applications.

No license, express or implied, by estoppel or otherwise, to any intellectual property rights is granted by this document or by any conduct of Vishay. Product names and markings noted herein may be trademarks of their respective owners.

Material Category Policy

Vishay Intertechnology, Inc. hereby certifies that all its products that are identified as RoHS-Compliant fulfill the definitions and restrictions defined under Directive 2011/65/EU of The European Parliament and of the Council of June 8, 2011 on the restriction of the use of certain hazardous substances in electrical and electronic equipment (EEE) - recast, unless otherwise specified as non-compliant.

Please note that some Vishay documentation may still make reference to RoHS Directive 2002/95/EC. We confirm that all the products identified as being compliant to Directive 2002/95/EC conform to Directive 2011/65/EU.

Vishay Intertechnology, Inc. hereby certifies that all its products that are identified as Halogen-Free follow Halogen-Free requirements as per JEDEC JS709A standards. Please note that some Vishay documentation may still make reference to the IEC 61249-2-21 definition. We confirm that all the products identified as being compliant to IEC 61249-2-21 conform to JEDEC JS709A standards.

Компания «Океан Электроники» предлагает заключение долгосрочных отношений при поставках импортных электронных компонентов на взаимовыгодных условиях!

Наши преимущества:

- Поставка оригинальных импортных электронных компонентов напрямую с производств Америки, Европы и Азии, а так же с крупнейших складов мира;
- Широкая линейка поставок активных и пассивных импортных электронных компонентов (более 30 млн. наименований);
- Поставка сложных, дефицитных, либо снятых с производства позиций;
- Оперативные сроки поставки под заказ (от 5 рабочих дней);
- Экспресс доставка в любую точку России;
- Помощь Конструкторского Отдела и консультации квалифицированных инженеров;
- Техническая поддержка проекта, помощь в подборе аналогов, поставка прототипов;
- Поставка электронных компонентов под контролем ВП;
- Система менеджмента качества сертифицирована по Международному стандарту ISO 9001;
- При необходимости вся продукция военного и аэрокосмического назначения проходит испытания и сертификацию в лаборатории (по согласованию с заказчиком);
- Поставка специализированных компонентов военного и аэрокосмического уровня качества (Xilinx, Altera, Analog Devices, Intersil, Interpoint, Microsemi, Actel, Aeroflex, Peregrine, VPT, Syfer, Eurofarad, Texas Instruments, MS Kennedy, Miteq, Cobham, E2V, MA-COM, Hittite, Mini-Circuits, General Dynamics и др.);

Компания «Океан Электроники» является официальным дистрибьютором и эксклюзивным представителем в России одного из крупнейших производителей разъемов военного и аэрокосмического назначения «JONHON», а так же официальным дистрибьютором и эксклюзивным представителем в России производителя высокотехнологичных и надежных решений для передачи СВЧ сигналов «FORSTAR».



JONHON

«JONHON» (основан в 1970 г.)

Разъемы специального, военного и аэрокосмического назначения:

(Применяются в военной, авиационной, аэрокосмической, морской, железнодорожной, горно- и нефтедобывающей отраслях промышленности)

«FORSTAR» (основан в 1998 г.)

ВЧ соединители, коаксиальные кабели, кабельные сборки и микроволновые компоненты:

(Применяются в телекоммуникациях гражданского и специального назначения, в средствах связи, РЛС, а так же военной, авиационной и аэрокосмической отраслях промышленности).



Телефон: 8 (812) 309-75-97 (многоканальный)

Факс: 8 (812) 320-03-32

Электронная почта: ocean@oceanchips.ru

Web: <http://oceanchips.ru/>

Адрес: 198099, г. Санкт-Петербург, ул. Калинина, д. 2, корп. 4, лит. А