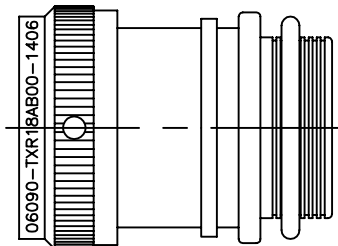


2



1

THIS DRAWING AND THE INFORMATION SET FORTH HERE-ON ARE THE PROPERTY OF TYCO ELECTRONICS AND ARE TO BE HELD IN TRUST AND CONFIDENCE. PUBLICATION, DUPLICATION, DISCLOSURE, OR USE FOR ANY PURPOSE NOT EXPRESSLY AUTHORIZED IN WRITING BY TYCO ELECTRONICS IS PROHIBITED.	REVISIONS			
	LTR	DESCRIPTION	DATE	APPROVED
	G	REVISED PER ECO-13-003640	03/1/2013	-



CODE 18
STRAIGHT ADAPTER

NOTES:

1. THIS PRODUCT IS DESIGNED TO TERMINATE A BRAIDED CABLE SHIELD AND A HEAT SHRINKABLE LIPPED BOOT TO A CONNECTOR.
2. SEE CH00-0250-008 FOR ORDERING INFORMATION, MODIFICATIONS AND ADDITIONAL DIMENSIONS.
3. SEE DRAWING "TR" FOR DETAIL ON TINEL-LOCK RING. RINGS ARE DESIGNED TO BE HEATED ELECTRICALLY. ALL RINGS ARE MARKED WITH THERMOCHROMIC PAINT WHICH CHANGES COLOR WHEN INSTALLATION TEMPERATURE IS REACHED.
4. ADAPTER TO BE PERMANENTLY MARKED WITH CODE IDENT. NO. AND PART NO. LESS RING DESIGNATOR (E.G.: 06090-TXR18AB00-1406). RINGS SHALL BEAR NO MARKING.
5. FOR LARGER ENTRY SIZES, A 2 PIECE ADAPTER (TYPE II) IS SUPPLIED.
6. ADAPTER MATES TO MIL-C-5015D, CLASS A, E & R, MS3100, MS3101 & MS3106. RESILIENT INSERT, SOLDER TYPE & BENDIX 10-214, CANNON CA-RX COMMERCIAL CRIMP TYPE.
7. ADDITIONAL PIECE(S) SUPPLIED WHEN CONNECTOR MANUFACTURER IS UNKNOWN ("D" IN TABLE III) AND ENTRY SIZE DOES NOT EXCEED VALUE IN TABLE I. SEE FIGURE A PAGE 2 OF 4.
8. ALL THREAD SIZES FOR ORDER NO. APPLY.
9. ANTI-ROTATIONAL SET SCREW, 3 THREADED HOLES 120°±5° APART, SINGLE MATING SET SCREW SUPPLIED: AN565DC4H2. NOT REQUIRED FOR TYPE II ADAPTERS.

If this document is printed it becomes uncontrolled. Check for the latest revision

Raychem Adapters
CUSTOMER DRAWING

©2005-2013 Tyco Electronics Corporation All rights reserved.

UNLESS OTHERWISE SPECIFIED DIMENSIONS ARE IN INCHES. .XXX ± 0.005 .XX ± 0.01 .X ± 0.1 ANGLES .X ± 0.5 DEG	DRAWN	R. RAMIREZ	04-19-93		TE Connectivity			
	CHECKED	---	---		TITLE			
	MATERIAL	---	---	---	TINEL-LOCK ADAPTER			
FINISH	---	---	---	SIZE	CODE IDENT. NO.	DWG. NO.	REV	
	CAD NAME:	TXR18_CD		A	06090	TXR18	G	
	RPN:	---		DO NOT SCALE THIS DRAWING			SHEET 1 OF 4	

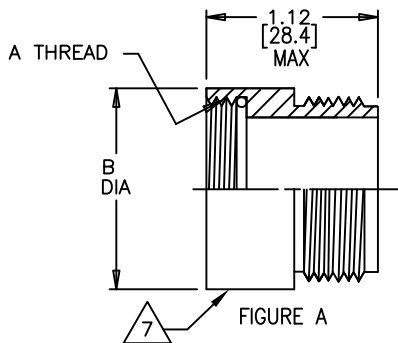
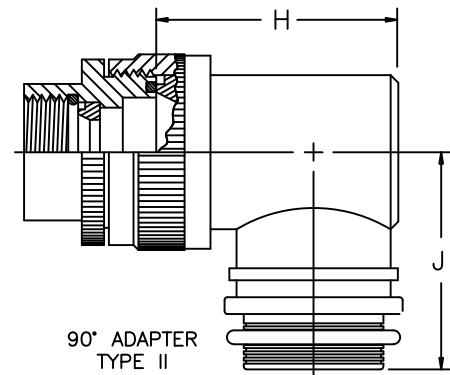
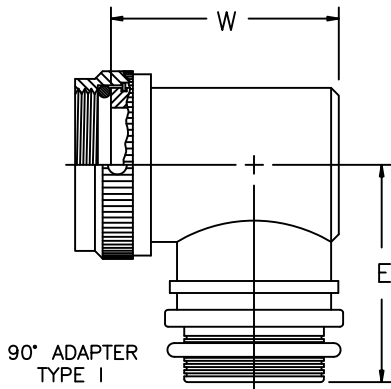
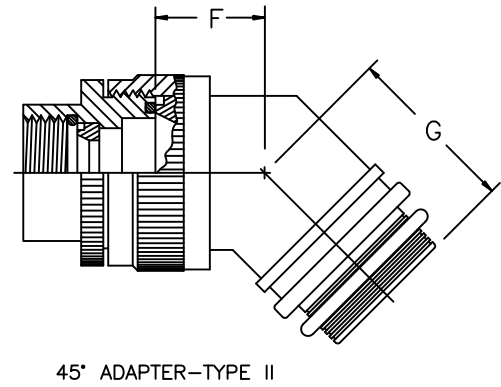
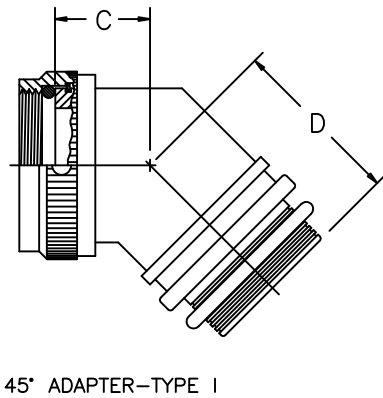
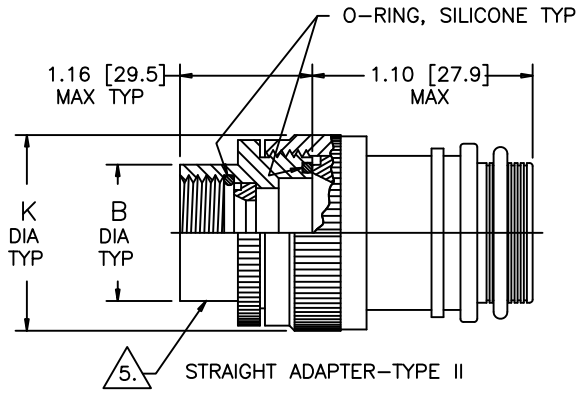
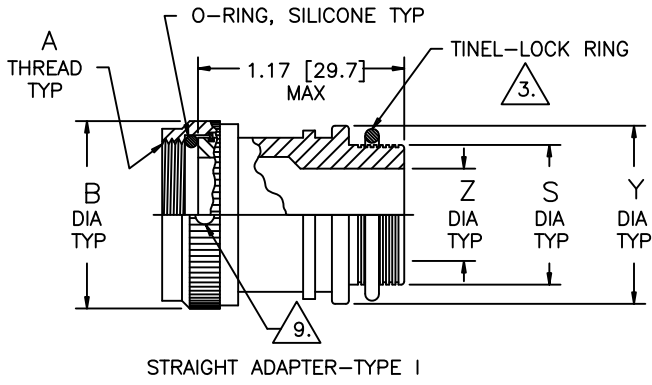
2



1

If this document is printed it becomes uncontrolled. Check for the latest revision

SEE SHEET 1 FOR REVISIONS



Raychem Adapters CUSTOMER DRAWING

SIZE A	CODE IDENT. NO. 06090	DWG. NO. TXR18	REV G
DO NOT SCALE THIS DRAWING		CAD NAME:TXR18_CD	SHEET 2 OF 4

SEE SHEET 1 FOR REVISIONS

TABLE I

ORDER NO.	SHELL SIZE △	MFR CODE TABLE III	MAX ENTRY SIZE TYPE I △	A THREAD CLASS 2B	B DIA MAX	C MAX	D MAX	E MAX	W MAX
08	8S	B	04	.375-32 UNEF	.73 [18.5]	.80 [20.3]	.92 [23.4]	1.23 [31.2]	.931 [23.6]
		C		.438-28 UNEF					.994 [25.2]
		A,R		.438-27 UNS					
		D △		△					
10	10S	—	06	.500-28 UNEF	.79 [20.1]	.83 [21.1]	.95 [24.1]	1.23 [31.2]	1.06 [26.8]
11	10SL	C	07	.562-24 UNEF	.85 [21.6]	.83 [21.1]	.95 [24.1]	1.23 [31.2]	1.12 [28.4]
		A,B,R		.625-24 UNEF	.92 [23.4]				1.18 [30.0]
		D △		△	.92 [23.4]				1.12 [28.4]
12	12 & 12S	B,C	08	.625-24 UNEF	.92 [23.4]	.83 [21.1]	.95 [24.1]	1.23 [31.2]	1.18 [30.0]
		A,R		.688-24 UNEF	.98 [24.9]	.86 [21.8]	.98 [24.9]	1.30 [33.0]	1.24 [31.6]
		D △		△	.98 [24.9]	.86 [21.8]	.98 [24.9]	1.30 [33.0]	1.18 [30.0]
14	14 & 14S	—	10	.750-20 UNEF	1.04 [26.4]	.86 [21.8]	.98 [24.9]	1.30 [33.0]	1.31 [33.2]
16	16 & 16S	—	12	.875-20 UNEF	1.23 [31.2]	.89 [22.6]	1.02 [25.9]	1.42 [36.1]	1.43 [36.3]
18	18	—	12	1.000-20 UNEF	1.35 [34.3]	.92 [23.4]	1.05 [26.7]	1.48 [37.6]	1.49 [37.9]
20	20	A,B,C	16	1.125-18 UNEF	1.48 [37.6]	.95 [24.1]	1.08 [27.4]	1.55 [39.4]	1.68 [42.7]
		R		1.125-24 UNS					
		D △		△					
22	22	—	18	1.250-18 UNEF	1.60 [40.6]	.98 [24.9]	1.11 [28.2]	1.61 [40.9]	1.81 [45.9]
24	24	—	20	1.375-18 UNEF	1.73 [43.9]	.98 [24.9]	1.11 [28.2]	1.67 [42.4]	1.93 [49.0]
28	28	—	22	1.625-18 UNEF	2.10 [53.3]	1.08 [27.4]	1.17 [29.7]	1.86 [47.2]	2.06 [52.2]
32	32	B,C	24	1.875-16 UN	2.23 [56.6]	1.11 [28.2]	1.23 [31.2]	1.92 [48.8]	2.31 [58.6]
		A,R		1.906-18 UN					
		D △		△					
36	36	B	24	2.062-16 UNS	2.48 [63.0]	1.23 [31.2]	1.27 [32.3]	2.05 [52.1]	2.56 [64.9]
		R		2.062-20 UNS					
		C		2.125-16 UN					
		A		2.125-18 UNS					
		D △		△					
40	40	B	24	2.312-16 UNS	2.73 [69.3]	1.27 [32.3]	1.30 [33.0]	2.17 [55.1]	2.81 [71.3]
		A,C,R		2.375-16 UN					
		D △		△					
44	44	—	24	2.625-16 UN	3.23 [82.0]	1.34 [34.0]	1.36 [34.5]	2.42 [61.5]	3.06 [77.6]
48	48	C	24	2.812-18 UNS	3.23 [82.0]	1.34 [34.0]	1.36 [34.5]	2.42 [61.5]	3.31 [84.0]
		A,R		2.875-16 UN					
		D △		△					

If this document is printed it becomes uncontrolled. Check for the latest revision

Raychem Adapters
CUSTOMER DRAWING

SIZE A	CODE IDENT. NO. 06090	DWG. NO. TXR18	REV G
DO NOT SCALE THIS DRAWING		CAD NAME:TXR18_CD	SHEET 3 OF 4

TABLE II

ENTRY SIZE	Z +.010 -.020	S DIA	Y $\pm .015$ [± 0.38]	F MAX	G MAX	J MAX	H MAX	K MAX
04	.250 [6.35]	.376 [9.56] .370 [9.39]	.550 [13.97]	N/A	N/A	N/A	N/A	N/A
05	.312 [7.92]	.438 [11.13] .432 [10.97]	.612 [15.54]	.77 [19.6]	.93 [23.6]	1.16 [29.5]	1.19 [30.2]	.80 [20.3]
06	.375 [9.52]	.501 [12.73] .495 [12.57]	.675 [17.14]	.77 [19.6]	.93 [23.6]	1.16 [29.5]	1.19 [30.2]	.80 [20.3]
07	.437 [11.09]	.563 [14.31] .556 [14.12]	.737 [18.71]	.80 [20.3]	.95 [24.1]	1.22 [31.0]	1.38 [35.1]	.92 [23.4]
08	.500 [12.70]	.626 [15.91] .619 [15.72]	.800 [20.32]	.80 [20.3]	.95 [24.1]	1.22 [31.0]	1.38 [35.1]	.92 [23.4]
10	.625 [15.87]	.752 [19.11] .742 [18.84]	.925 [23.49]	.84 [21.3]	1.00 [25.4]	1.35 [34.3]	1.51 [38.4]	1.18 [30.0]
12	.750 [19.05]	.877 [22.28] .867 [22.02]	1.050 [26.67]	.86 [21.8]	1.01 [25.7]	1.40 [35.6]	1.63 [41.4]	1.35 [34.3]
14	.875 [22.23]	1.002 [25.46] .991 [25.17]	1.175 [29.84]	.88 [22.4]	1.04 [26.4]	1.46 [37.1]	1.78 [45.2]	1.41 [35.8]
16	1.000 [25.40]	1.127 [28.63] 1.116 [28.34]	1.300 [33.02]	.91 [23.1]	1.06 [26.9]	1.53 [38.9]	1.88 [47.8]	1.60 [40.6]
18	1.125 [28.57]	1.252 [31.81] 1.241 [31.52]	1.425 [36.19]	.93 [23.6]	1.09 [27.7]	1.59 [40.4]	2.01 [51.1]	1.66 [42.2]
20	1.250 [31.75]	1.377 [34.98] 1.366 [34.69]	1.550 [39.37]	.98 [24.9]	1.13 [28.7]	1.78 [45.2]	2.13 [54.1]	2.04 [51.8]
22	1.375 [34.93]	1.502 [38.15] 1.488 [37.79]	1.675 [42.55]	1.03 [26.2]	1.38 [35.1]	1.85 [47.0]	2.29 [58.2]	2.23 [56.6]
24	1.500 [38.10]	1.627 [41.33] 1.613 [40.97]	1.800 [45.72]	1.08 [27.4]	1.44 [36.6]	1.92 [48.8]	2.42 [61.5]	2.23 [56.6]

TABLE III

MFR CODE	CONNECTOR MANUFACTURER (MS 3100, MS 3101 & MS 3106)
A	AMPHENOL—CLASS A
B	BENDIX—CLASS A, E & R
C	CANNON—CLASS A, E & R
D	MFR UNKNOWN, CLASS A, E & R
R	AMPHENOL—CLASS R
—	MFR CODE NOT REQUIRED

Raychem Adapters CUSTOMER DRAWING

If this document is printed it becomes uncontrolled. Check for the latest revision

SIZE	CODE IDENT. NO.	DWG. NO.	REV
A	06090	TXR18	G
DO NOT SCALE THIS DRAWING		CAD NAME:TXR18_CD	SHEET 4 OF 4

Компания «Океан Электроники» предлагает заключение долгосрочных отношений при поставках импортных электронных компонентов на взаимовыгодных условиях!

Наши преимущества:

- Поставка оригинальных импортных электронных компонентов напрямую с производств Америки, Европы и Азии, а так же с крупнейших складов мира;
- Широкая линейка поставок активных и пассивных импортных электронных компонентов (более 30 млн. наименований);
- Поставка сложных, дефицитных, либо снятых с производства позиций;
- Оперативные сроки поставки под заказ (от 5 рабочих дней);
- Экспресс доставка в любую точку России;
- Помощь Конструкторского Отдела и консультации квалифицированных инженеров;
- Техническая поддержка проекта, помощь в подборе аналогов, поставка прототипов;
- Поставка электронных компонентов под контролем ВП;
- Система менеджмента качества сертифицирована по Международному стандарту ISO 9001;
- При необходимости вся продукция военного и аэрокосмического назначения проходит испытания и сертификацию в лаборатории (по согласованию с заказчиком);
- Поставка специализированных компонентов военного и аэрокосмического уровня качества (Xilinx, Altera, Analog Devices, Intersil, Interpoint, Microsemi, Actel, Aeroflex, Peregrine, VPT, Syfer, Eurofarad, Texas Instruments, MS Kennedy, Miteq, Cobham, E2V, MA-COM, Hittite, Mini-Circuits, General Dynamics и др.);

Компания «Океан Электроники» является официальным дистрибьютором и эксклюзивным представителем в России одного из крупнейших производителей разъемов военного и аэрокосмического назначения «JONHON», а так же официальным дистрибьютором и эксклюзивным представителем в России производителя высокотехнологичных и надежных решений для передачи СВЧ сигналов «FORSTAR».



JONHON

«JONHON» (основан в 1970 г.)

Разъемы специального, военного и аэрокосмического назначения:

(Применяются в военной, авиационной, аэрокосмической, морской, железнодорожной, горно- и нефтедобывающей отраслях промышленности)

«FORSTAR» (основан в 1998 г.)

ВЧ соединители, коаксиальные кабели, кабельные сборки и микроволновые компоненты:

(Применяются в телекоммуникациях гражданского и специального назначения, в средствах связи, РЛС, а так же военной, авиационной и аэрокосмической отраслях промышленности).



Телефон: 8 (812) 309-75-97 (многоканальный)

Факс: 8 (812) 320-03-32

Электронная почта: ocean@oceanchips.ru

Web: <http://oceanchips.ru/>

Адрес: 198099, г. Санкт-Петербург, ул. Калинина, д. 2, корп. 4, лит. А