




### 437 Series – 1206 Fast-Acting Fuse



#### Agency Approvals

Agency	Agency File Number	Ampere Range
	E10480	0.250A - 8A
	29862	0.250A - 8A

#### Electrical Characteristics for Series

% of Ampere Rating	Ampere Rating	Opening Time at 25°C
100%	250mA - 8A	4 hours, Minimum
250%	750mA - 8A	5 seconds, Maximum
350%	250mA -500mA	5 seconds, Maximum
350%	750mA - 8A	1 second, Maximum

#### Description

This 100% Lead-free, RoHS compliant and Halogen-free fuse series has been designed specifically to provide over current protection to circuits might encounter high working ambient temperatures (up to 150°C).

The general design ensures excellent temperature stability and performance reliability.

In addition to this, the high I<sup>2</sup>t values typical of the Littelfuse Ceramic Fuse family ensure high inrush current withstand capability.

#### Features

- Operating Temperature from -55°C to +150°C
- 100% Lead-free, Halogen-Free and RoHS compliant
- Suitable for both leaded and lead-free reflow / wave soldering
- UL Recognized to UL/CSA/NMX 248-1 and UL/CSA/NMX 248-14

#### Applications

- LCD Displays
- Servers
- Printers
- Scanners
- Data Modems

#### Additional Information



[Datasheet](#)



[Resources](#)



[Samples](#)

#### Electrical Specifications by Item

Ampere Rating (A)	Amp Code	Max. Voltage Rating (V)	Interrupting Rating <sup>1</sup>	Nominal Resistance (Ohms) <sup>2</sup>	Nominal Melting I <sup>2</sup> t (A <sup>2</sup> Sec.) <sup>3</sup>	Nominal Voltage Drop At Rated Current (V) <sup>4</sup>	Nominal Power Dissipation At Rated Current (W)	Agency Approvals	
									
0.25	0.25	125	50 A @ 125 V AC/DC	2.29	0.003	0.78	0.195	x	x
0.375	0.375	125		1.33	0.01	0.6	0.225	x	x
0.5	0.5	63		0.908	0.018	0.52	0.26	x	x
0.75	0.75	63		0.665	0.064	0.45	0.338	x	x
1.0	1.0	63	50 A @ 63 V AC/DC	0.42	0.1	0.41	0.41	x	x
1.25	1.25	63		0.318	0.256	0.4	0.5	x	x
1.5	1.5	63		0.209	0.324	0.39	0.585	x	x
1.75	1.75	63		0.071	0.075	0.27	0.473	x	x
2.0	2.0	63		0.058	0.225	0.2	0.4	x	x
2.5	2.5	32	50 A @ 32 V AC/35 V DC	0.043	0.441	0.15	0.375	x	x
3.0	3.0	32		0.033	0.506	0.14	0.42	x	x
3.5	3.5	32		0.027	0.777	0.13	0.455	x	x
4.0	4.0	32		0.022	1.024	0.13	0.52	x	x
5.0	5.0	32		0.0159	2.3	0.13	0.65	x	x
7.0	7.0	32		0.01	5.02	0.13	0.91	x	x
8.0	8.0	32		0.008	7.23	0.13	1.04	x	x

#### Notes:

1. AC Interrupting Rating tested at rated voltage with unity power factor. DC Interrupting Rating tested at rated voltage with time constant < 0.8 msec.

2. Nominal Resistance measured with < 10% rated current.

3. Contact Littelfuse if application transient surges are less than 1 ms.

4. Nominal Voltage Drop measured at rated current after temperature has stabilized.

Devices designed to carry rated current for 4 hours minimum. It is recommended that devices be operated continuously at no more than 80% rated current. See "Temperature Re-rating Curve" for additional re-rating information.

Devices designed to be mounted with marking code facing up.

**Temperature Re-rating Curve**



**Note:**  
1. Re-rating depicted in this curve is in addition to the standard re-rating of 20% for continuous operation.

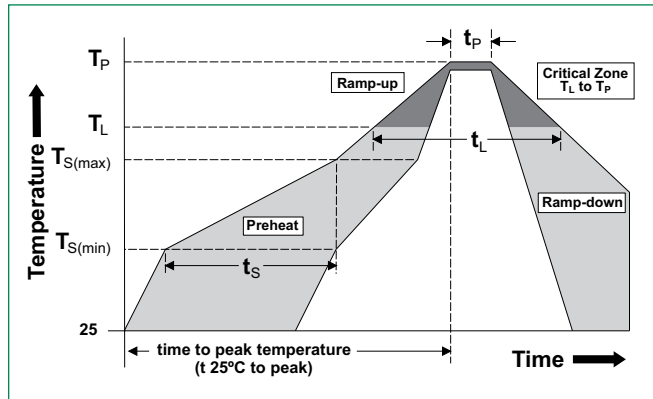
**Example:**  
For continuous operation at 75 degrees celsius, the fuse should be rerated as follows:  
 $I = (0.80)(0.85)_{\text{RAT}} = (0.68)_{\text{RAT}}$

**Average Time Current Curves**



**Soldering Parameters**

Reflow Condition		Pb – free assembly
Pre Heat	- Temperature Min ( $T_{s(\text{min})}$ )	150°C
	- Temperature Max ( $T_{s(\text{max})}$ )	200°C
	- Time (Min to Max) ( $t_s$ )	60 – 180 seconds
Average Ramp-up Rate (Liquidus Temp ( $T_L$ ) to peak)		3°C/second max.
$T_{s(\text{max})}$ to $T_L$ - Ramp-up Rate		5°C/second max.
Reflow	- Temperature ( $T_L$ ) (Liquidus)	217°C
	- Temperature ( $t_t$ )	60 – 150 seconds
Peak Temperature ( $T_p$ )		260 <sup>+0/-5</sup> °C
Time within 5°C of actual peak Temperature ( $t_p$ )		10 – 30 seconds
Ramp-down Rate		6°C/second max.
Time 25°C to peak Temperature ( $T_p$ )		8 minutes max.
Do not exceed		260°C
Wave Soldering		260°C, 10 seconds max.

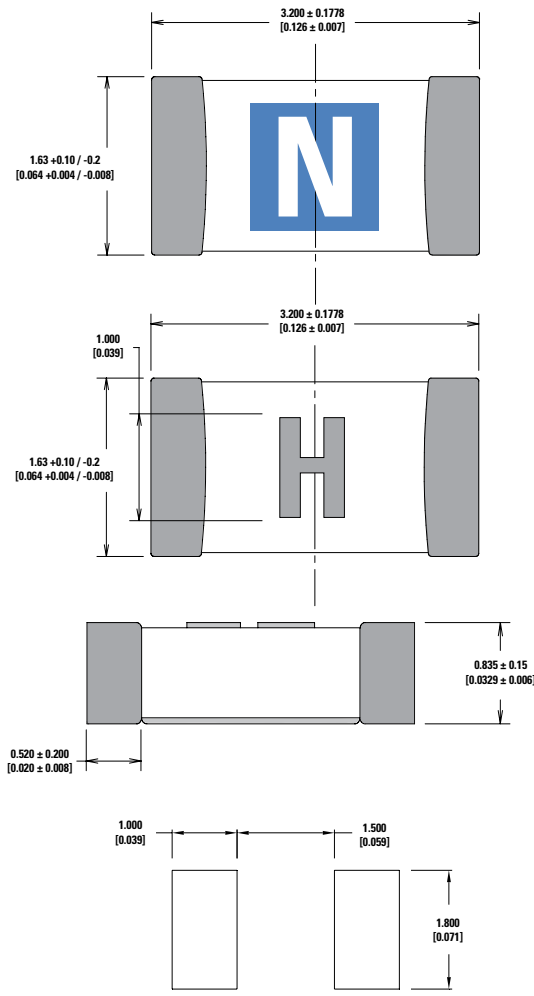


### Product Characteristics

<b>Materials</b>	<b>Body:</b> Advanced Ceramic <b>Terminations:</b> Ag / Ni / Sn (100% Lead-free) <b>Element Cover Coating:</b> Ceramic/Lead-free Glass
<b>Moisture Sensitivity Level</b>	IPC/JEDEC J-STD-020, Level 1
<b>Solderability</b>	IPC/EIC/JEDEC J-STD-002, Condition B
<b>Humidity Test</b>	MIL-STD-202, Method 103, Condition D
<b>Resistance to Solder Heat</b>	MIL-STD-202, Method 210, Condition B
<b>Moisture Resistance</b>	MIL-STD-202, Method 106

<b>Thermal Shock</b>	MIL-STD-202, Method 107, Condition B
<b>Mechanical Shock</b>	MIL-STD-202, Method 213, Condition A
<b>Vibration</b>	MIL-STD-202, Method 201
<b>Vibration, High Frequency</b>	MIL-STD-202, Method 204, Condition D
<b>Dissolution of Metallization</b>	IPC/EIC/JEDEC J-STD-002, Condition D
<b>Terminal Strength</b>	IEC 60127-4

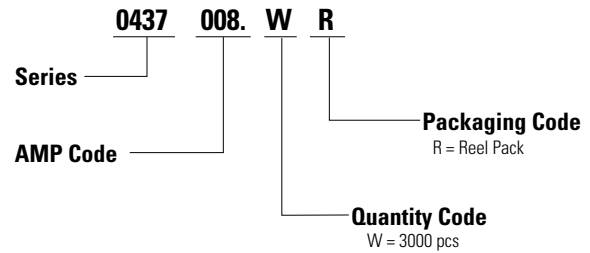
### Dimensions



### Part Marking System

Amp Code	Marking Code	Amp Code	Marking Code
0.25	D	2.0	N
0.375	E	2.5	O
0.5	F	3.0	P
0.75	G	3.5	R
1.0	H	4.0	S
1.25	J	5.0	T
1.5	K	7.0	W
1.75	L	8.0	X

### Part Numbering System



### Packaging

Packaging Option	Packaging Specification	Quantity	Quantity & Packaging Code
8mm Tape & Reel	EIA-481, IEC 60286-3	3000	WR

**Disclaimer Notice** - Littelfuse products are not designed for, and shall not be used for, any purpose (including, without limitation, automotive, military, aerospace, medical, life-saving, life-sustaining or nuclear facility applications, devices intended for surgical implant into the body, or any other application in which the failure or lack of desired operation of the product may result in personal injury, death, or property damage) other than those expressly set forth in applicable Littelfuse product documentation. Warranties granted by Littelfuse shall be deemed void for products used for any purpose not expressly set forth in applicable Littelfuse documentation. Littelfuse shall not be liable for any claims or damages arising out of products used in applications not expressly intended by Littelfuse as set forth in applicable Littelfuse documentation. The sale and use of Littelfuse products is subject to Littelfuse Terms and Conditions of Sale, unless otherwise agreed by Littelfuse. Information furnished is believed to be accurate and reliable. However, users should independently evaluate the suitability of and test each product selected for their own applications. Littelfuse products are not designed for, and may not be used in, all applications. Read complete Disclaimer Notice at [www.littelfuse.com/disclaimer-electronics](http://www.littelfuse.com/disclaimer-electronics).

Компания «Океан Электроники» предлагает заключение долгосрочных отношений при поставках импортных электронных компонентов на взаимовыгодных условиях!

Наши преимущества:

- Поставка оригинальных импортных электронных компонентов напрямую с производств Америки, Европы и Азии, а так же с крупнейших складов мира;
- Широкая линейка поставок активных и пассивных импортных электронных компонентов (более 30 млн. наименований);
- Поставка сложных, дефицитных, либо снятых с производства позиций;
- Оперативные сроки поставки под заказ (от 5 рабочих дней);
- Экспресс доставка в любую точку России;
- Помощь Конструкторского Отдела и консультации квалифицированных инженеров;
- Техническая поддержка проекта, помощь в подборе аналогов, поставка прототипов;
- Поставка электронных компонентов под контролем ВП;
- Система менеджмента качества сертифицирована по Международному стандарту ISO 9001;
- При необходимости вся продукция военного и аэрокосмического назначения проходит испытания и сертификацию в лаборатории (по согласованию с заказчиком);
- Поставка специализированных компонентов военного и аэрокосмического уровня качества (Xilinx, Altera, Analog Devices, Intersil, Interpoint, Microsemi, Actel, Aeroflex, Peregrine, VPT, Syfer, Eurofarad, Texas Instruments, MS Kennedy, Miteq, Cobham, E2V, MA-COM, Hittite, Mini-Circuits, General Dynamics и др.);

Компания «Океан Электроники» является официальным дистрибьютором и эксклюзивным представителем в России одного из крупнейших производителей разъемов военного и аэрокосмического назначения «**JONHON**», а так же официальным дистрибьютором и эксклюзивным представителем в России производителя высокотехнологичных и надежных решений для передачи СВЧ сигналов «**FORSTAR**».



## JONHON

«**JONHON**» (основан в 1970 г.)

Разъемы специального, военного и аэрокосмического назначения:

(Применяются в военной, авиационной, аэрокосмической, морской, железнодорожной, горно- и нефтедобывающей отраслях промышленности)

«**FORSTAR**» (основан в 1998 г.)

ВЧ соединители, коаксиальные кабели, кабельные сборки и микроволновые компоненты:

(Применяются в телекоммуникациях гражданского и специального назначения, в средствах связи, РЛС, а так же военной, авиационной и аэрокосмической отраслях промышленности).



Телефон: 8 (812) 309-75-97 (многоканальный)

Факс: 8 (812) 320-03-32

Электронная почта: [ocean@oceanchips.ru](mailto:ocean@oceanchips.ru)

Web: <http://oceanchips.ru/>

Адрес: 198099, г. Санкт-Петербург, ул. Калинина, д. 2, корп. 4, лит. А