

Piezo Switch with Extended Protection against Vandalism



PSE M22 HI Braille



PSE M22 HI VS



PSE M22 HI

Description

- Momentary switch available in version Standard or with Lettering/Symbols
- Assembly by mounting with nut
- Quick connect terminals or wires

See below:

Approvals and Compliances

Characteristics

- Housing and actuating area material: high-quality stainless steel, optional aluminium anodized in various colours
- Laser lettering, Braille, standard or customized characters and symbols
- High reliability, long lifetime with more than 20 mill. actuations
- piezo switch with enhanced vandal proof protection to IK 06 impact resistance rating
- For use in harsh environments, both indoors and outdoors (see technical data)

References

Alternative: Standard version

Weblinks

[pdf data sheet](#), [html datasheet](#), [General Product Information](#), [CAD-Drawings](#), [Product News](#), [Detailed request for product](#), [Microsite](#)

Technical Data

Electrical Data

Switching Function	momentary
Switching Voltage	max. 42 / 60 VAC/DC
Switching Current	max. 100 mA
Electrical Rating	1 W
Lifetime	20 million actuations at Rated Switching Capacity
Switch Resistance OFF	> 10 MΩ
Switch Resistance ON	< 20 Ω
Capacity	30 pF
N.O. Closing Impulse Duration	20- 1000 ms depending on actuating force, time and speed
Contact Configuration	free polarity

Mechanical Data

Actuating Force	2 - 5 N at ambient temperature
Actuating Travel	0.002 mm
Shock Protection	IK 06
Mounting screw torque	2.5 Nm

Climatical Data

Operating Temperature	-20 to 60 °C
Storage Temperature	-20 to 60 °C
IP-Protection	IP67 acc. to IEC 60529, IP69K acc. to DIN 40050-9
Environmental Assessment	+55°C / 93% r.h. acc. to DIN EN 60068-2-30
Salt Spray Test (acc. to DIN 50021-SS)	24 h / 48 h / 96 h Residence Time

Material

Housings	Stainless Steel
Actuating Area	Stainless Steel, Aluminium anodized for Braille lettering


Approvals and Compliances

Detailed information on product approvals, code requirements, usage instructions and detailed test conditions can be looked up in [Details about Approvals](#)

SCHURTER products are designed for use in industrial environments. They have approvals from independent testing bodies according to national and international standards. Products with specific characteristics and requirements such as required in the automotive sector according to IATF 16949, medical technology according to ISO 13485 or in the aerospace industry can be offered exclusively with customer-specific, individual agreements by SCHURTER.



Application standards

Application standards where the product can be used

Organization	Design	Standard	Description
	Designed for applications acc.	IEC/UL 62368-1	IEC 62368-1 includes the basic requirements for safety of audio, video, information technology and office equipment.

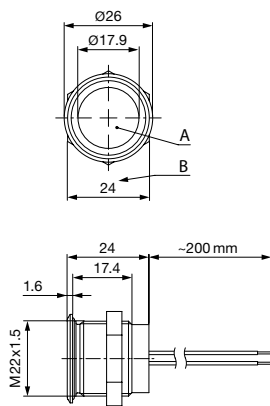
Compliances

The product complies with following Guide Lines

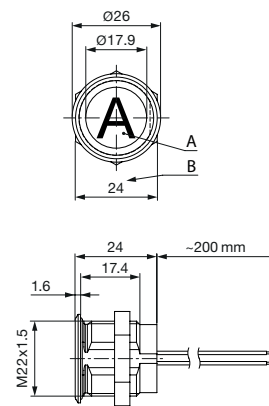
Identification	Details	Initiator	Description
	RoHS	SCHURTER AG	Directive RoHS 2011/65/EU, Amendment (EU) 2015/863
	REACH	SCHURTER AG	On 1 June 2007, Regulation (EC) No 1907/2006 on the Registration, Evaluation, Authorization and Restriction of Chemicals 1 (abbreviated as "REACH") entered into force.

Dimension [mm]

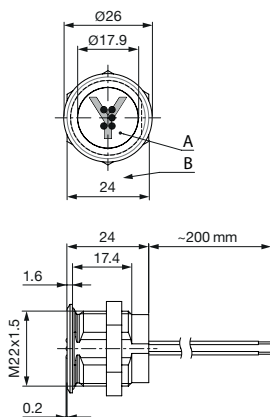
PSE M22 HI Standard with wire leads (without anti-rotation)



PSE M22 HI Laser marking with wire leads (with anti-rotation)



PSE M22 HI Braille marking with wire leads (with anti-rotation)



With Braille and Laser marking

Legend:

A = Actuating area

B = Width across flats

- Wire (Standard: 0.14 mm² / 200 mm wire-length)

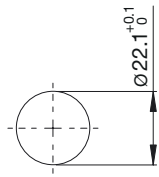
Lettering:

- Either with/without lettering

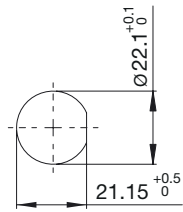
- Position of the connections with respect to the position of the lettering is not defined

Dimension

PSE M22 without anti-rotation



PSE M22 with anti-rotation



Lettering Colour of Laser Lettering

Material	Lettering Colour	
Stainless Steel	black	Filled letters
Aluminium	white	Filled letters

Ordering Example for Lettering

Laser marking

The last three digits in the order number define the lettering:

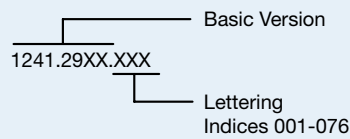
001-076

Standard Lettering

101-

Customized Lettering

Example for ordering with laser marking:



Braille lettering

The last three digits in the order number define the lettering:

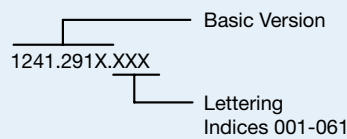
001-061

Standard Lettering





101-

Customized Lettering

Example for ordering with Braille lettering



Order Index Lettering

Laser Marking			
001 =A	021 =U	041 =÷	061 =EIN
002 =B	022 =V	042 = *	062 =AUS
003 =C	023 =W	043 ==	063 =AUF
004 =D	024 =X	044 = #	064 =AB
005 =E	025 =Y	045 = ↔	065 =ON
006 =F	026 =Z	046 = †	066 =OFF
007 =G	027 =0	047 = →	067 =UP
008 =H	028 =1	048 = ←	068 =DOWN
009 =I	029 =2	049 = ↓	069 =HIGH
010 =J	030 =3	050 = ↑	070 =LOW
011 =K	031 =4	051 = %	071 =ON/OFF
012 =L	032 =5	052 = √	072 =START
013 =M	033 =6	053 =CTRL	073 =RESET
014 =N	034 =7	054 =RETURN	074 = 
015 =O	035 =8	055 =SHIFT	075 = 
016 =P	036 =9	056 =LOCK	076 = 
017 =Q	037 =+	057 =STOP	077 = 
018 =R	038 =-	058 =ENTER	
019 =S	039 =.	059 =BACK	
020 =T	040 = x	060 =LINE	

Order Index Lettering

Braille Marking

001 =A=		017 =Q=		033 =6=		049 =Zahlenzeichen=	
002 =B=		018 =R=		034 =7=		050 =,=	
003 =C=		019 =S=		035 =8=		051 =:=	
004 =D=		020 =T=		036 =9=		052 =,=	
005 =E=		021 =U=		037 =ß=		053 =;=	
006 =F=		022 =V=		038 =ST=		054 =?=	
007 =G=		023 =W=		039 =CH=		055 =!=	
008 =H=		024 =X=		040 =SCH=		056 =-=	
009 =I=		025 =Y=		041 =EI=		057 ='='	
010 =J=		026 =Z=		042 =IE=		057 =0=	
011 =K=		027 =0=		043 =Ä=		059 =,,=	
012 =L=		028 =1=		044 =Ö=		060 ='='	
013 =M=		029 =2=		045 =Ü=		061 =*=	
014 =N=		030 =3=		046 =AU=			
015 =O=		031 =4=		047 =EU=			
016 =P=		032 =5=		048 =ÄU=			

All Variants

Mounting Diameter [mm]	Terminal	Housing Material, Torsion Protection	Actuator area	Lettering	Config. Code	Order Number
22	Flexible wire	Alu green ,yes	Alu green	no	PSE M 22 HI VS	1241.2918
22	Flexible wire	Alu green ,yes	Alu green	laser printed	PSE M 22 HI VS	1241.2924.074
22	Flexible wire	Stainless Steel ,no	Stainless Steel	no	PSE M 22 HI Pcs	1241.3993

Legend:

Type:

HI = High Impact

VS = anti rotation protection for lettering

Nut with gasket are enclosed in the box.

The listed item numbers represent a selection of the range of piezo switches. Other mounting diameters, materials, colors, connections and symbols are available on request. Special materials for use in salt and chlorinated environment on request.

The MOQ for standard laser lettering on standard variants is a packing unit.

Availability for all products can be searched real-time:<https://www.schurter.com/en/Stock-Check/Stock-Check-SCHURTER>

Packaging unit 10 in box with insert



- Actuating elements in ESD safe packaging
- Screw nuts and sealing rings in a bag (enclosed in the box)

Accessories

Description



Connecting Terminal PSE
 Connecting Terminal

Компания «Океан Электроники» предлагает заключение долгосрочных отношений при поставках импортных электронных компонентов на взаимовыгодных условиях!

Наши преимущества:

- Поставка оригинальных импортных электронных компонентов напрямую с производств Америки, Европы и Азии, а так же с крупнейших складов мира;
- Широкая линейка поставок активных и пассивных импортных электронных компонентов (более 30 млн. наименований);
- Поставка сложных, дефицитных, либо снятых с производства позиций;
- Оперативные сроки поставки под заказ (от 5 рабочих дней);
- Экспресс доставка в любую точку России;
- Помощь Конструкторского Отдела и консультации квалифицированных инженеров;
- Техническая поддержка проекта, помощь в подборе аналогов, поставка прототипов;
- Поставка электронных компонентов под контролем ВП;
- Система менеджмента качества сертифицирована по Международному стандарту ISO 9001;
- При необходимости вся продукция военного и аэрокосмического назначения проходит испытания и сертификацию в лаборатории (по согласованию с заказчиком);
- Поставка специализированных компонентов военного и аэрокосмического уровня качества (Xilinx, Altera, Analog Devices, Intersil, Interpoint, Microsemi, Actel, Aeroflex, Peregrine, VPT, Syfer, Eurofarad, Texas Instruments, MS Kennedy, Miteq, Cobham, E2V, MA-COM, Hittite, Mini-Circuits, General Dynamics и др.);

Компания «Океан Электроники» является официальным дистрибьютором и эксклюзивным представителем в России одного из крупнейших производителей разъемов военного и аэрокосмического назначения «JONHON», а так же официальным дистрибьютором и эксклюзивным представителем в России производителя высокотехнологичных и надежных решений для передачи СВЧ сигналов «FORSTAR».



JONHON

«JONHON» (основан в 1970 г.)

Разъемы специального, военного и аэрокосмического назначения:

(Применяются в военной, авиационной, аэрокосмической, морской, железнодорожной, горно- и нефтедобывающей отраслях промышленности)

«FORSTAR» (основан в 1998 г.)

ВЧ соединители, коаксиальные кабели,
кабельные сборки и микроволновые компоненты:

(Применяются в телекоммуникациях гражданского и специального назначения, в средствах связи, РЛС, а так же военной, авиационной и аэрокосмической отраслях промышленности).



Телефон: 8 (812) 309-75-97 (многоканальный)

Факс: 8 (812) 320-03-32

Электронная почта: ocean@oceanchips.ru

Web: <http://oceanchips.ru/>

Адрес: 198099, г. Санкт-Петербург, ул. Калинина, д. 2, корп. 4, лит. А