

**Ordering Table — Standard Rocker & Paddle Switches**

**HOW TO ORDER YOUR DESIGN** (Bold Face Type indicates items normally in Distributor Stock)

Following the table from left to right, the designer is able to specify the options wanted. The options are described and illustrated on pages 24-31. Refer to page 57 for mounting hardware.

To determine a part number select the options desired and fill in the boxes in the selection guides illustrated below.

**Rocker Switch Selection Guide**



| Series | Poles and Throw |      | Circuits <b>1</b> |                          |             |  | Actuator Options                      |                             | Terminal Options <b>6</b>   |      | Contact Material |                 | Actuator Color      |                       | Bezels                 |      | Other Option                       |
|--------|-----------------|------|-------------------|--------------------------|-------------|--|---------------------------------------|-----------------------------|-----------------------------|------|------------------|-----------------|---------------------|-----------------------|------------------------|------|------------------------------------|
|        | No.             | Code | Description       |                          |             | Code   | Type                                  | Code                        | Type                        | Code | Type             | Code            | Color               | Code                  | Type                   | Code | Type                               |
| B      | SPDT            | 1    |                   |                          | POS. "C"    |  | Rocker <b>7</b><br>(Screw Mount)      | J1                          | Right Angle PC <b>10</b>    | A    | gold/brass       | B               | Dark Gray <b>4</b>  | 0                     | Bright Chrome <b>3</b> | 1M   | Epoxy Sealed<br>Terminals <b>6</b> |
|        | DPDT            | 2    | ON                | OFF                      | ON          | 21   | Paddle <b>7</b><br>(Screw Mount)      | J2                          | Vertical PC<br>.100 Spacing | AV1  | gold/silver      | G               | White               | 1                     | Black <b>3</b>         | 2M   |                                    |
|        | 3PDT            | 3    | ON                | NONE                     | ON          | 23   | Rocker <b>7</b><br>(Screw Mount)      | J3                          | Vertical PC<br>.150 Spacing | AV2  | coin silver      | Q               | Black               | 2                     | Satin Chrome <b>3</b>  | 3M   |                                    |
|        | 4PDT            | 4    | ON                | NONE                     | ON*         | 26   | Paddle <b>7</b><br>(Screw Mount)      | J5                          |                             |      | <b>12</b>        | K               | Red                 | 3                     | White <b>2</b>         | 1P   |                                    |
|        |                 |      |                   |                          |             | 27   | Snap-In Mount<br>Rocker With<br>Bezel | J11                         | PC Terminals                | C    | <b>12</b>        | L               | Green <b>4</b>      | 5                     | Black <b>2</b>         | 2P   |                                    |
|        |                 |      |                   |                          |             | 31   | ON OFF ON*                            | J21                         | PC & Support <b>1</b>       | V3   | <b>12</b>        | M               | Blue <b>4</b>       | 6                     | Red <b>2</b>           | 3P   |                                    |
|        |                 |      |                   |                          |             | 32   | ON ON ON                              | J21                         | PC & Support <b>1</b>       | V4   |                  |                 | Light Gray <b>4</b> | 8                     | Black w/LED <b>2</b>   | 4P   |                                    |
|        |                 |      |                   | ON ON ON*                | 33          | Large <b>7</b><br>Snap-In Mount<br>Rocker With Bezel | J37                                   | Vertical PC<br>.150 Spacing | V5                          |      |                  | Yellow <b>4</b> | 9                   | Green <b>2 4</b>      | 5P                     |      |                                    |
|        |                 |      |                   | NONE ON ON*              | 34 <b>5</b> | Large <b>7</b><br>Snap-In Mount<br>Paddle With Bezel | J47                                   | PC & Support <b>1</b>       | V6                          |      |                  | Brown <b>4</b>  | 10                  | Blue <b>2 4</b>       | 6P                     |      |                                    |
|        |                 |      |                   | ON* ON ON*               | 35          | Snap-In Mount<br>Paddle With Bezel                   | J71                                   | PC & Support <b>1</b>       | V7                          |      |                  |                 |                     | Light Gray <b>2 4</b> | 8P                     |      |                                    |
|        |                 |      |                   | NONE ON ON               | 53 <b>5</b> | Snap-In Rocker<br><b>1 7</b>                         | J50                                   | .750 Wire Wrap              | W                           |      |                  |                 |                     | Yellow <b>2 4</b>     | 9P                     |      |                                    |
|        |                 |      |                   |                          |             | Snap-In Rocker<br><b>1 7</b>                         | J53                                   | .964 Wire Wrap              | W1                          |      |                  |                 |                     | Dark Gray <b>2 4</b>  | 0P                     |      |                                    |
|        |                 |      |                   |                          |             | Snap-In Paddle<br><b>1 7</b>                         | J60                                   | .425 Wire Wrap              | W3                          |      |                  |                 |                     |                       |                        |      |                                    |
|        |                 |      |                   |                          |             | Snap-In Paddle<br><b>1 7</b>                         | J63                                   | 1.062 Wire Wrap             | W4                          |      |                  |                 |                     |                       |                        |      |                                    |
|        |                 |      |                   |                          |             | Rocker Actuator <b>9</b>                             | J71                                   |                             |                             |      |                  |                 |                     |                       |                        |      |                                    |
|        |                 |      |                   |                          |             | Paddle Actuator <b>9</b>                             | J72                                   | Solder Lugs                 | Z                           |      |                  |                 |                     |                       |                        |      |                                    |
|        |                 |      |                   |                          |             | Rocker Actuator <b>9</b>                             | J73                                   | Quick Connect               | Z3                          |      |                  |                 |                     |                       |                        |      |                                    |
|        |                 |      |                   | Paddle Actuator <b>9</b> | J75         |  |                                       |                             |                             |      |                  |                 |                     |                       |                        |      |                                    |
|        |                 |      |                   | Rocker Actuator <b>9</b> | J76         |  |                                       |                             |                             |      |                  |                 |                     |                       |                        |      |                                    |
|        |                 |      |                   | Paddle Actuator <b>9</b> | J77         |  |                                       |                             |                             |      |                  |                 |                     |                       |                        |      |                                    |

\*Momentary Contact

- 1** 1 and 2 pole only.
- 2** For J50 and J60 only.
- 3** For J11, J21, J37 and J47 only.
- 4** Consult plant for availability.
- 5** These circuits are **NOT** available with the following 3 and 4 pole options: A, AV1, AV2, V3, V4, V5, V6 and V7.
- 6** Epoxy seal standard on all terminal options.

- 7** Available with C, Z, Z3 or W-W4 terminations.
- 8** Available with AV1, AV2, V3-V7 terminations.
- 9** Available with A, AV1, AV2 or V3-V7 terminations.
- 10** 1, 2 and 3 pole only.
- 11** See page 58 for construction detail, wiring and electrical diagrams.
- 12** Same as B, G and Q respectively except terminals brass with tin nickel alloy over nickel plate. Consult plant for availability.

**EXAMPLES:**

- B121J71AQ2** = SPDT rocker switch with an ON-OFF-ON circuit, J71 style rocker (black), right angle P.C. terminals with coin silver contacts and epoxy sealed terminals.
- B223J50ZQ22P** = DPDT rocker switch with an ON-NONE-ON circuit, J50 style rocker (black), solder lug terminals with coin silver contacts, black snap in bezel and epoxy sealed terminals.

**Standard Rocker & Paddle Switches — Specifications and Materials**

**SPECIFICATIONS**

**Contact Rating** — Letter codes G and Q — 6 amp at 125 VAC, 3 amp @ 250 VAC, (U.L. recognized, CSA certified) or 6 amp at 28 VDC resistive.

Letter codes B and G — 0.5. volt-amp (VA) maximum @ 28 V maximum (AC or DC).

**Life Under Load** — 60,000 make-and-break cycles — resistive load only.

**Initial Contact Resistance** — 10 milliohms maximum. 3 VDC, 100 ma for both silver and gold plated contacts.

**Insulation Resistance** — 1 & 2 pole — 1,000 megohms minimum.  
3 & 4 pole — 1,000 megohms minimum.

**Dielectric Strength** — 1,000 volts rms at sea level.

**Operating Temperature** — 30° to +85°C

**MATERIALS**

**Base (body)** — 1- and 2-pole — Diallyl Phthalate. (DAP).  
3- and 4-pole — high strength phenolic.

**Rocker/Paddle** — Molded nylon.

**Bushing** — Brass, nickel plated.

**Clamp (frame)** — Stainless steel.

**Support Bracket** — Steel, tin plated.

**Metal Bezel** — Spring steel.

**Plastic Bezel** — Molded nylon.

**Switching Contacts and Rockers** —

Letter Code B — gold/nickel/brass

Letter Code G — gold/nickel/silver

Letter Code Q — Coin silver

**Center Terminal**

Letter Codes B, G — Gold flash/nickel/brass

Letter Code Q — Silver plated brass.

**Hardware** — See page 57.

**APPROXIMATE BASE DIMENSIONS**



**Rocker Actuator Options For P.C. Mounting**

|                   |                   |
|-------------------|-------------------|
| <p><b>J71</b></p> | <p><b>J72</b></p> |
| <p><b>J73</b></p> | <p><b>J75</b></p> |
| <p><b>J76</b></p> | <p><b>J77</b></p> |

**ACTUATOR/MOUNTING OPTIONS**

|  |  |
|--|--|
| <p><b>J1</b> Screw Mount Rocker</p>                      | <p>Refer to Page 57 for Mounting Hardware</p>    |
| <p><b>J2</b> Screw Mount Paddle Rocker</p>               | <p>Refer to Page 57 for Mounting Hardware</p>    |
| <p><b>J3</b> Screw Mount Large Rocker</p>                | <p>Refer to Page 57 for Mounting Information</p> |
| <p><b>J5</b> Screw Mount Large Tapered Paddle Rocker</p> | <p>Refer to Page 57 for Mounting Hardware</p>    |

**Actuator and Mounting Options — Cont'd**

**J11 Rocker with Snap-In Bezel ①**



**J21 Paddle with Snap-In Bezel ①**



**J37 Rocker Actuator/Mounting Option**



**J47 Paddle Actuator/Mounting Option**



① Three and four pole switches require assembly from back of panel.

**Actuator and Mounting Options**

**J50** = Snap in Mounting w/Low Profile Rocker ①  
**J60** = Snap in Mounting w/Low Profile Paddle

**J50** Rocker Style      **J60** Paddle Style

**J53** = Snap in Mounting w/High Profile Rocker ①  
**J63** = Snap in Mounting w/High Profile Paddle

**J53** Rocker Style      **J63** Paddle Style

**OPTIONAL BEZELS (For use with J50/J60 Series only)**

**Bezel Assembled with J50/J60 Series**

**J50** Rocker Style w/Bezel      **J60** Paddle Style w/Bezel

| Color | Code | Part No. |
|-------|------|----------|
| White | 1P   | W-BZ-12A |
| Black | 2P   | W-BZ-12  |
| Red   | 3P   | W-BZ-12B |

**Bezel for L.E.D. Assembled with J50/J60 Series (Note: LED is not supplied)**

**J50** Rocker Style w/Bezel for L.E.D.      **J60** Paddle Style w/Bezel for L.E.D.

L.E.D. (.200 DIA.) SNAPS SECURELY INTO BEZEL HEIGHT DEPENDS ON L.E.D. USED

| Color | Code | Part No. |
|-------|------|----------|
| Black | 4P   | W-BZ-15  |

**OPTIONAL MOUNTING CLIP (For use with J50/J60 Series only)**

**Clip Assembled with J50/J60 Series**

- For thick plastic panel mount applications (.094" - .125" thick)
- Consult factory for availability

① All rocker switches on this page are snap-in from the front of the panel. No behind panel assembly hardware is needed.



**TERMINATION/MOUNTING OPTIONS**

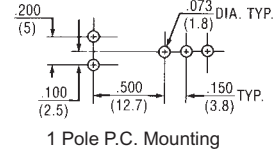
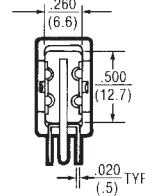
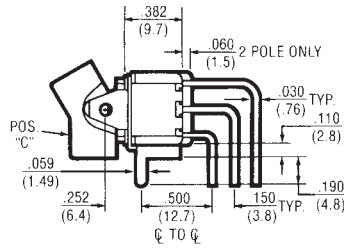
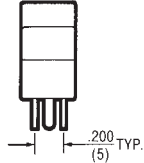



① The V5 option is available in Three and Four Pole Circuits.



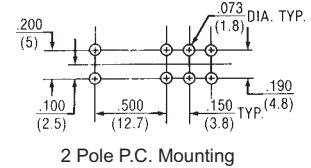
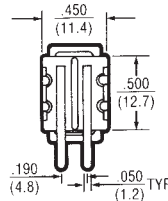
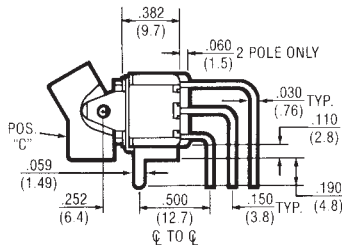
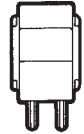
**Termination/Mounting Options**

**AV1** w/.100" Terminal Spacing  
**AV2** w/.150" Terminal Spacing (Pictured Below)



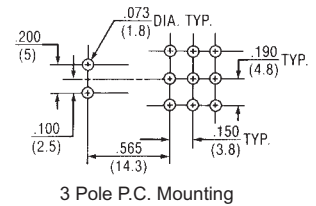
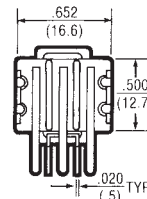
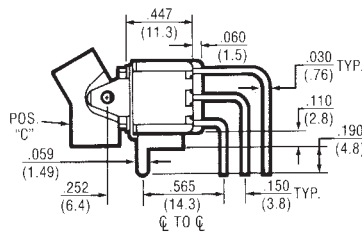
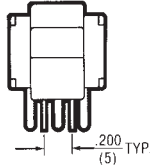
ONE POLE **EPOXY SEALED P.C. TERMINALS ARE SUPPLIED AS STANDARD FOR THESE OPTIONS**

**AV1** w/.100" Terminal Spacing  
**AV2** w/.150" Terminal Spacing (Pictured Below)



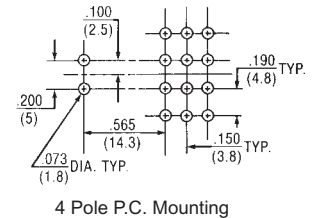
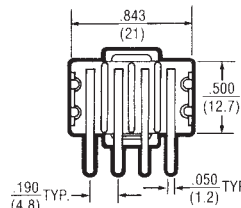
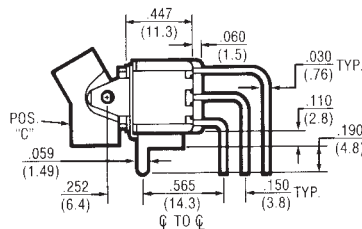
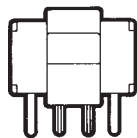
TWO POLE **EPOXY SEALED P.C. TERMINALS ARE SUPPLIED AS STANDARD FOR THESE OPTIONS**

**AV1** w/.100" Terminal Spacing  
**AV2** w/.150" Terminal Spacing (Pictured Below)



THREE POLE **EPOXY SEALED P.C. TERMINALS ARE SUPPLIED AS STANDARD FOR THESE OPTIONS**

**AV1** w/.100" Terminal Spacing  
**AV2** w/.150" Terminal Spacing (Pictured Below)



FOUR POLE **EPOXY SEALED P.C. TERMINALS ARE SUPPLIED AS STANDARD FOR THESE OPTIONS**

**Termination/Mounting Options**

|  |  |   |
|--|--|---|
| <p><b>V3</b></p>    |  <p>1 Pole</p> <p>2 Pole</p>   |  <p>1 Pole P.C. Mounting</p> <p>2 Pole P.C. Mounting</p>   |
| <p><b>EPOXY SEALED P.C. TERMINALS ARE SUPPLIED AS STANDARD FOR THESE OPTIONS</b></p>                 |  |   |
| <p><b>V4</b></p>    |  <p>1 Pole</p> <p>2 Pole</p>  |  <p>1 Pole P.C. Mounting</p> <p>2 Pole P.C. Mounting</p>  |
| <p><b>EPOXY SEALED P.C. TERMINALS ARE SUPPLIED AS STANDARD FOR THESE OPTIONS</b></p>                 |  |   |
| <p><b>V6</b></p>  |  <p>1 Pole</p> <p>2 Pole</p> |  <p>1 Pole P.C. Mounting</p> <p>2 Pole P.C. Mounting</p> |
| <p><b>EPOXY SEALED P.C. TERMINALS ARE SUPPLIED AS STANDARD FOR THESE OPTIONS</b></p>                 |  |   |
| <p><b>V7</b></p>  |  <p>1 Pole</p> <p>2 Pole</p> |  <p>1 Pole P.C. Mounting</p> <p>2 Pole P.C. Mounting</p> |
| <p><b>EPOXY SEALED P.C. TERMINALS ARE SUPPLIED AS STANDARD FOR THESE OPTIONS</b></p>                 |  |   |



Компания «Океан Электроники» предлагает заключение долгосрочных отношений при поставках импортных электронных компонентов на взаимовыгодных условиях!

Наши преимущества:

- Поставка оригинальных импортных электронных компонентов напрямую с производств Америки, Европы и Азии, а так же с крупнейших складов мира;
- Широкая линейка поставок активных и пассивных импортных электронных компонентов (более 30 млн. наименований);
- Поставка сложных, дефицитных, либо снятых с производства позиций;
- Оперативные сроки поставки под заказ (от 5 рабочих дней);
- Экспресс доставка в любую точку России;
- Помощь Конструкторского Отдела и консультации квалифицированных инженеров;
- Техническая поддержка проекта, помощь в подборе аналогов, поставка прототипов;
- Поставка электронных компонентов под контролем ВП;
- Система менеджмента качества сертифицирована по Международному стандарту ISO 9001;
- При необходимости вся продукция военного и аэрокосмического назначения проходит испытания и сертификацию в лаборатории (по согласованию с заказчиком);
- Поставка специализированных компонентов военного и аэрокосмического уровня качества (Xilinx, Altera, Analog Devices, Intersil, Interpoint, Microsemi, Actel, Aeroflex, Peregrine, VPT, Syfer, Eurofarad, Texas Instruments, MS Kennedy, Miteq, Cobham, E2V, MA-COM, Hittite, Mini-Circuits, General Dynamics и др.);

Компания «Океан Электроники» является официальным дистрибьютором и эксклюзивным представителем в России одного из крупнейших производителей разъемов военного и аэрокосмического назначения «JONHON», а так же официальным дистрибьютором и эксклюзивным представителем в России производителя высокотехнологичных и надежных решений для передачи СВЧ сигналов «FORSTAR».



## JONHON

«JONHON» (основан в 1970 г.)

Разъемы специального, военного и аэрокосмического назначения:

(Применяются в военной, авиационной, аэрокосмической, морской, железнодорожной, горно- и нефтедобывающей отраслях промышленности)

«FORSTAR» (основан в 1998 г.)

ВЧ соединители, коаксиальные кабели, кабельные сборки и микроволновые компоненты:

(Применяются в телекоммуникациях гражданского и специального назначения, в средствах связи, РЛС, а так же военной, авиационной и аэрокосмической отраслях промышленности).



Телефон: 8 (812) 309-75-97 (многоканальный)

Факс: 8 (812) 320-03-32

Электронная почта: [ocean@oceanchips.ru](mailto:ocean@oceanchips.ru)

Web: <http://oceanchips.ru/>

Адрес: 198099, г. Санкт-Петербург, ул. Калинина, д. 2, корп. 4, лит. А