



**MAGNETIC-LATCHING  
DPDT HALF-SIZE  
CRYSTAL CAN  
HIGH POWER RF RELAY  
DC-3 GHZ**



SERIES	RELAY TYPE
RF255	Commercial Magnetic-Latching, DPDT, High Power, Half-Size Crystal Can Relay
RF257	Commercial Magnetic-Latching, DPDT, High Power, Half-Size Crystal Can Relay

**DESCRIPTION**

The Series RF255 is an industry-standard, half-size, latching crystal can relay. These relays are highly suitable for high RF power applications (RF Power Handling) and other RF circuits, the RF255/RF257 features:

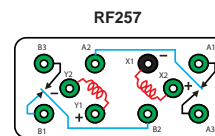
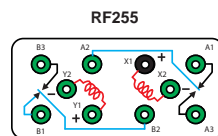
- High repeatability
- Broad Bandwidth
- Metal enclosure for EMR shielding
- Highly resistant to ESD

Teledyne Relays' Series RF255 offers:

- All welded construction
- Wire leads, gold plated or solder-coated
- Matched seal for superior hermeticity
- Gold-plated contact assembly
- Modernized assembly process
- Advanced cleaning techniques

The RF257 is a variation of the RF255 featuring a different schematic.

**SCHEMATIC DIAGRAM**



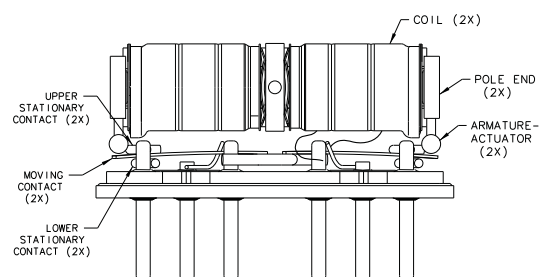
As viewed from terminals

(Pin numbers are for reference only, not marked on relay)

**ENVIRONMENTAL AND  
PHYSICAL SPECIFICATIONS**

<b>Temperature</b> (Ambient)	Storage	-65°C to +125°C
	Operating	-55°C to +85°C
<b>Vibration</b> (General Note 1)		10 g's 10 to 500 Hz
<b>Shock</b> (General Note 2)		30 g's, 6ms half sine
<b>Enclosure</b>		Hermetically sealed
<b>Weight</b>		0.46 oz. (13g) max.

**INTERNAL CONSTRUCTION**



# Series RF255/RF257

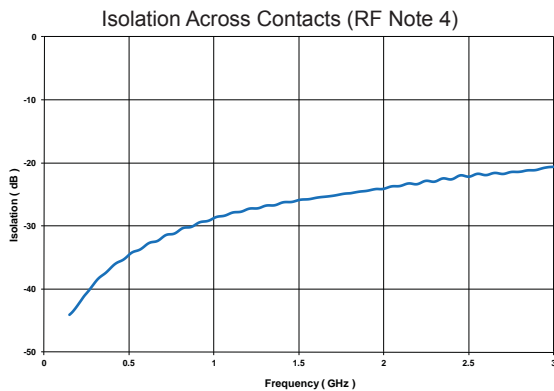
Magnetic-Latching  
High Power, RF Relay



TELEDYNE  
RELAYS

Everywhereyoulook™

## SERIES RF255/RF257 TYPICAL RF CHARACTERISTICS (See RF Notes)



### RF NOTES

- Test conditions:
  - Fixture: .031" copper clad, reinforced PTFE, RT/duroid® 6002 with SMA connectors. (RT/duroid® is a registered trademark of Rogers Corporation.)
  - Room ambient temperature.
  - Terminals not tested were terminated with 50-ohm load.
  - Contact signal level: -10 dBm.
  - No. of test samples: 4.
- Data presented herein represents typical characteristics and is not intended for use as specification limits.
- Data is per pole, except for pole-to-pole data.
- Data is the average from readings taken on all open contacts.
- Data is the average from readings taken on poles with de-energized.
- Data is the average from readings taken on all closed contacts.
- Test fixture effect de-embedded from frequency response data.

**SERIES RF255/RF257**  
TYPICAL RF CHARACTERISTICS (See RF Notes)

**RF255/RF257 RF POWER HANDLING CAPABILITY**



**Test Notes:**

1. Test condition: Ambient temperature and pressure
2. Hot switched cycle rate: 1/3 Hz
3. Matched load: 1.2:1 maximum

# Series RF255/RF257

Magnetic-Latching  
High Power, RF Relay



**TELEDYNE  
RELAYS**

Everywhereyoulook™

## SERIES RF255/RF257 GENERAL ELECTRICAL SPECIFICATIONS (@ 25°C)

<b>Contact Arrangement</b>	2 Form C (DPDT)		
<b>Contact Resistance</b>	Low Level: 0.050Ω maximum before life 0.150Ω maximum after life High Level: 0.050Ω maximum before life 0.100Ω maximum after life		
<b>Contact Load Rating (Case Grounded)</b>	Low level: 10 to 50 μA @ 10 to 50 mV, 1,000,000 Resistive: 2A @ 28Vdc, 100,000 cycles .15A @ 115Vac, 60 and 400Hz, 100,000 cycles Lamp: 0.16A @ 28Vdc, 100,000 cycles Intermediate Current: 0.1A @ 28Vdc, 50,000 cycles Inductive: 0.75A @ 28Vdc, 200mH, 100,000 cycles		
<b>Contact Bounce</b>	3.0 ms maximum		
<b>Contact Overload Rating</b>	4A/28Vdc Resistive (100 cycles min.)		
<b>Operate Time</b>	4ms maximum over the temperature range with rated coil voltage		
<b>Insulation Resistance</b>	1,000 MΩ minimum, except the resistance between coil and case at high temperature shall be 500MΩ or greater		
<b>Dielectric Strength</b>	Between case, frame, or enclosure and all contacts in the latched and non-latched positions	<b>Sea Level</b> 1,000 Vrms (60Hz)	<b>Altitude</b> 350 Vrms (60Hz)
	Between case, frame, or enclosure and coils	500 Vrms (60Hz)	1,000 Vrms (60Hz)
	Between all contacts and coils	1,000 Vrms (60Hz)	1,000 Vrms (60Hz)
	Between open contacts in the latched and non-latched positions	500 Vrms (60Hz)	1,000 Vrms (60Hz)
	Between Coils	500 Vrms (60Hz)	1,000 Vrms (60Hz)
	Between contact poles	1,000 Vrms (60Hz)	1,000 Vrms (60Hz)
<b>Minimum Operate Pulse</b>	9ms @ rated voltage		

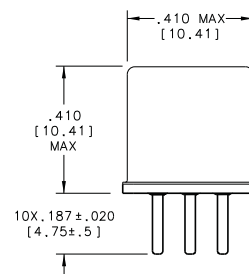
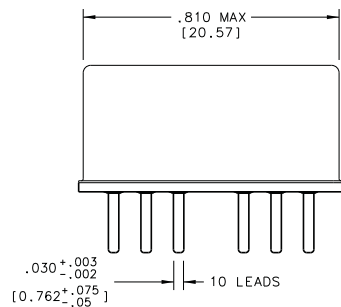
## DETAILED ELECTRICAL SPECIFICATIONS (@25°C)

BASE PART NUMBERS		RF255-5 RF257-5	RF255-6 RF257-6	RF255-12 RF257-12	RF255-26 RF257-26
<b>Coil Voltage, Nominal (Vdc)</b>	<b>Nom.</b>	5.0	6.0	12.0	26.5
	<b>Max.</b>	6.7	8.0	16.0	32.0
<b>Coil Resistance (Ohms ±10%, 25°C)</b>		45	63	254	1000
<b>Set/Reset Voltage (Vdc)</b>	<b>Min.</b>	1.0	1.3	2.6	5.2
	<b>Max.</b>	3.8	4.5	9.0	18.0
	<b>Min. @ 25°C</b>	1.6	2.0	4.0	8.0
	<b>Max. @ 25°C</b>	2.7	3.25	6.5	13.0

## Teledyne Part Numbering System for RF255/RF257



**SERIES RF255/RF257**  
**OUTLINE DIMENSIONS**



**SCHEMATIC**  
(Coil X Last Energized)  
(Bottom View)



**GENERAL NOTES**

1. Vibration (sinusoidal): MIL-STD-202, method 204, test condition D (except frequency shall be 10 to 2,500 Hz). Contact chatter shall not exceed 10µs maximum for closed contacts, and 1µs maximum closure for open contacts. Vibration (random): MIL-STD-202, method 214, test condition IG. Contact chatter shall not exceed 10µs maximum for closed contacts, and 1µs maximum closure for open contacts (applicable to qualification and group C testing only).
2. Shock (half-sine pulse): MIL-STD-202, method 213, test condition C (100 g's). Contact chatter shall not exceed 10µs maximum for closed contacts, and 1µs maximum closure for open contacts.
3. Dimensions are in inches. Metric equivalents in parentheses for reference only.
4. Unless otherwise specified, tolerance is ±.010 (0.25mm).
5. Indicated terminal is marked with a contrasting bead.
6. Unless otherwise specified, relays will be supplied with either gold-plated or solder coated leads. The slash and characters appearing after the slash are not marked on the relay.
7. When latching relays are installed in equipment, the latch and reset coils should not be pulsed simultaneously.
8. Each relay possesses high-level and low level capabilities. However, relays previously tested or used above 10mA resistive at 6Vdc maximum or peak ac open circuits not recommended for subsequent use in low-level applications.
9. Relays may be subjected to 260°C (1 minute) peak solder reflow temperature.

Компания «Океан Электроники» предлагает заключение долгосрочных отношений при поставках импортных электронных компонентов на взаимовыгодных условиях!

Наши преимущества:

- Поставка оригинальных импортных электронных компонентов напрямую с производств Америки, Европы и Азии, а так же с крупнейших складов мира;
- Широкая линейка поставок активных и пассивных импортных электронных компонентов (более 30 млн. наименований);
- Поставка сложных, дефицитных, либо снятых с производства позиций;
- Оперативные сроки поставки под заказ (от 5 рабочих дней);
- Экспресс доставка в любую точку России;
- Помощь Конструкторского Отдела и консультации квалифицированных инженеров;
- Техническая поддержка проекта, помощь в подборе аналогов, поставка прототипов;
- Поставка электронных компонентов под контролем ВП;
- Система менеджмента качества сертифицирована по Международному стандарту ISO 9001;
- При необходимости вся продукция военного и аэрокосмического назначения проходит испытания и сертификацию в лаборатории (по согласованию с заказчиком);
- Поставка специализированных компонентов военного и аэрокосмического уровня качества (Xilinx, Altera, Analog Devices, Intersil, Interpoint, Microsemi, Actel, Aeroflex, Peregrine, VPT, Syfer, Eurofarad, Texas Instruments, MS Kennedy, Miteq, Cobham, E2V, MA-COM, Hittite, Mini-Circuits, General Dynamics и др.);

Компания «Океан Электроники» является официальным дистрибьютором и эксклюзивным представителем в России одного из крупнейших производителей разъемов военного и аэрокосмического назначения «JONHON», а так же официальным дистрибьютором и эксклюзивным представителем в России производителя высокотехнологичных и надежных решений для передачи СВЧ сигналов «FORSTAR».



## JONHON

«JONHON» (основан в 1970 г.)

Разъемы специального, военного и аэрокосмического назначения:

(Применяются в военной, авиационной, аэрокосмической, морской, железнодорожной, горно- и нефтедобывающей отраслях промышленности)

«FORSTAR» (основан в 1998 г.)

ВЧ соединители, коаксиальные кабели, кабельные сборки и микроволновые компоненты:

(Применяются в телекоммуникациях гражданского и специального назначения, в средствах связи, РЛС, а так же военной, авиационной и аэрокосмической отраслях промышленности).



Телефон: 8 (812) 309-75-97 (многоканальный)

Факс: 8 (812) 320-03-32

Электронная почта: [ocean@oceanchips.ru](mailto:ocean@oceanchips.ru)

Web: <http://oceanchips.ru/>

Адрес: 198099, г. Санкт-Петербург, ул. Калинина, д. 2, корп. 4, лит. А