

MINIATURE RELAY

2 POLES—1 to 2 A (FOR SIGNAL SWITCHING)

A SERIES

RoHS compliant



■ FEATURES

- Extremely low profile and light weight
 - Height: 5 mm
 - Weight: approximately 1.2 g
- Meet FCC (Part 68) standard
- Conforms to FCC rules and regulations part 68
 - Surge strength 1,500 V
- High reliability—bifurcated contacts
- Wide operating range
- DIL pitch terminals
- Plastic sealed type
- Latching version available
- RoHS compliant since date code: 0437B8
Please see page 7 for more information



■ ORDERING INFORMATION

[Example] $\frac{A}{(a)} \frac{L}{(b)} - \frac{D}{(*)} \frac{12}{(c)} \frac{W}{(e)} - \frac{K}{(f)} - \frac{HA}{(g)}$

(a)	Series Name	A : A Series
(b)	Operation Function	Nil : Standard type L : Latching type
(c)	Number of Coil	Nil : Single winding type D : Double winding type
(d)	Nominal Voltage	Refer to the COIL DATA CHART
(e)	Contact	W : Bifurcated type
(f)	Enclosure	K : Plastic sealed type
(g)	Coil Sensitivity	Nil : Standard HA : 75% must voltage operate

Note: Actual marking omits the hyphen (-) of (*)

A SERIES

■ COIL DATA CHART

MODEL		Nominal voltage	Coil resistance (±10%)	Must operate voltage*1	Must release voltage*1	Nominal power
Standard Type	A-1.5W-K	1.5 VDC	16.1Ω	+1.13 VDC	+0.15 VDC	140 mW
	A- 3 W-K	3 VDC	64.3Ω	+2.25 VDC	+0.3 VDC	140 mW
	A-4.5W-K	4.5 VDC	145Ω	+3.38 VDC	+0.45 VDC	140 mW
	A- 5 W-K	5 VDC	178Ω	+3.75 VDC	+0.5 VDC	140 mW
	A- 6 W-K	6 VDC	257Ω	+4.5 VDC	+0.6 VDC	140 mW
	A- 9 W-K	9 VDC	579Ω	+6.75 VDC	+0.9 VDC	140 mW
	A-12 W-K	12 VDC	1,028Ω	+9.0 VDC	+1.2 VDC	140 mW
	A-18 W-K	18 VDC	1,620Ω	+13.5 VDC	+1.8 VDC	200 mW
	A-24 W-K	24 VDC	2,880Ω	+18.0 VDC	+2.4 VDC	200 mW
	A-48 W-K	48 VDC	7,680Ω	+36.0 VDC	+4.8 VDC	300 mW

Note: *1 Specified values are subject to pulse wave voltage.
All values in the table are measured at 20°C.

MODEL		Nominal voltage	Coil resistance (±10%)	Set voltage*1	Reset voltage*1	Nominal power
Single Winding Latching Type	AL-1.5W-K	1.5 VDC	22.5Ω	+1.13 VDC	-1.05 VDC	100 mW
	AL- 3 W-K	3 VDC	90Ω	+2.25 VDC	-2.1 VDC	100 mW
	AL-4.5W-K	4.5 VDC	203Ω	+3.38 VDC	-3.15 VDC	100 mW
	AL- 5 W-K	5 VDC	250Ω	+3.75 VDC	-3.5 VDC	100 mW
	AL- 6 W-K	6 VDC	360Ω	+4.5 VDC	-4.2 VDC	100 mW
	AL- 9 W-K	9 VDC	810Ω	+6.75 VDC	-6.3 VDC	100 mW
	AL-12 W-K	12 VDC	1,440Ω	+9.0 VDC	-8.4 VDC	100 mW
	AL-18 W-K	18 VDC	2,160Ω	+13.5 VDC	-12.6 VDC	150 mW
	AL-24 W-K	24 VDC	3,840Ω	+18.0 VDC	-16.8 VDC	150 mW
Double Winding Latching Type	AL-D1.5W-K	1.5 VDC	P 11.25Ω	+1.13 VDC		200 mW
			S 11.25Ω		+1.05 VDC	
	AL-D 3 W-K	3 VDC	P 45Ω	+2.25 VDC		200 mW
			S 45Ω		+2.1 VDC	
	AL-D4.5W-K	4.5 VDC	P 101Ω	+3.38 VDC		200 mW
			S 101Ω		+3.15 VDC	
	AL-D 5 W-K	5 VDC	P 125Ω	+3.75 VDC		200 mW
			S 125Ω		+3.5 VDC	
	AL-D 6 W-K	6 VDC	P 180Ω	+4.50 VDC		200 mW
			S 180Ω		+4.2 VDC	
	AL-D 9 W-K	9 VDC	P 405Ω	+6.75 VDC		200 mW
			S 405Ω		+6.3 VDC	
AL-D12 W-K	12 VDC	P 720Ω	+9.0 VDC		200 mW	
		S 720Ω		+8.4 VDC		
AL-D18 W-K	18 VDC	P 1,080Ω	+13.5 VDC		300 mW	
		S 1,080Ω		+12.6 VDC		
AL-D24 W-K	24 VDC	P 1,920Ω	+18.0 VDC		300 mW	
		S 1,920Ω		+16.8 VDC		

Note: *1 Specified values are subject to pulse wave voltage.
All values in the table are measured at 20°C.

P: Primary coil S: Secondary coil

A SERIES

■ SPECIFICATIONS

Item		Standard Type	Single Winding Latching Type	Double Winding Latching Type
		A-() W-K	AL-() W-K	AL-D () W-K
Contact	Arrangement	2 form C (DPDT)		
	Material	Gold overlay silver alloy		
	Resistance (initial)	Maximum 50 mΩ (at 1 A 6 VDC)		
	Rating (resistive)	0.5 A 125 VAC or 1 A 30 VDC		
	Maximum Carrying Current	2 A		
	Maximum Switching Power	62.5 AV/30 W		
	Maximum Switching Voltage	125VAC, 110VDC		
	Maximum Switching Current	2 A		
	Minimum Switching Load*1	0.01 mA 10 mVDC		
	Capacitance	Approximately 0.5 pF (between open contacts, adjacent contacts) Approximately 1.0 pF (between coil and contacts)		
Coil	Nominal Power (at 20°C)	140 to 300 mW	100 to 150 mW	200 to 300 mW
	Operate Power (at 20°C)	80 to 170 W	60 to 85 mW	150 to 170 mW
	Operating Temperature	-40°C to +85°C (no frost) (refer to the CHARACTERISTIC DATA)		
Time Value	Operate (at nominal voltage)	Maximum 6 ms	Maximum 6 ms (set)	
	Release (at nominal voltage)	Maximum 4 ms	Maximum 6 ms (reset)	
Life	Mechanical	1 × 10 ⁸ ops. minimum	1 × 10 ⁷ ops. minimum	
	Electrical	2 × 10 ⁵ ops. min. (0.5 A 125 VAC), 5 × 10 ⁵ ops. min. (1 A 30 VDC)		
Other	Vibration Resistance	Misoperation	10 to 55 Hz (double amplitude of 3.3 mm)	
		Endurance	10 to 55 Hz (double amplitude of 5.0 mm)	
	Shock Resistance	Misoperation	500 m/s ² (11 ±1 ms)	
		Endurance	1,000 m/s ² (6 ±1 ms)	
	Weight	Approximately 1.2 g		

*1 Minimum switching loads mentioned above are reference values. Please perform the confirmation test with the actual load before production since reference values may vary according to switching frequencies, environmental conditions and expected reliability levels.

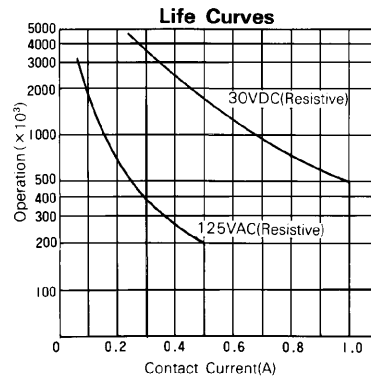
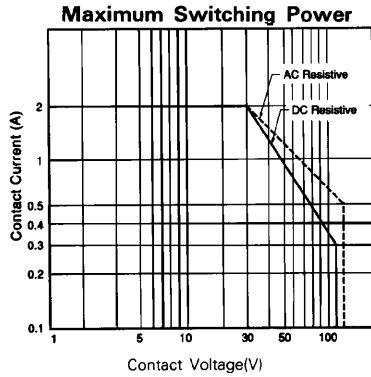
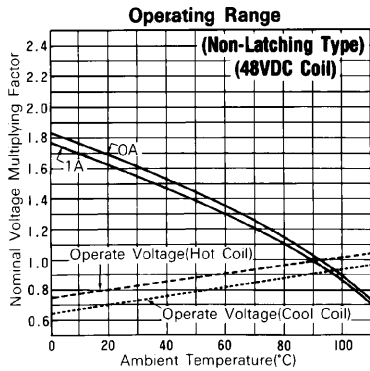
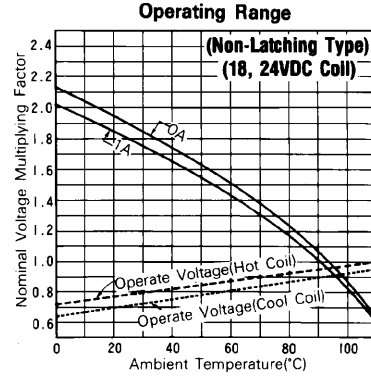
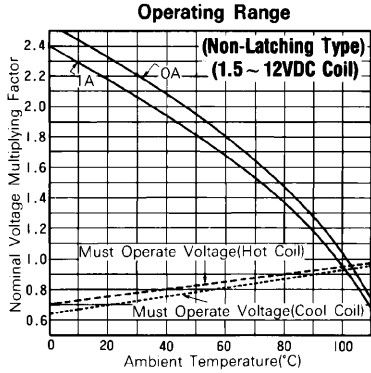
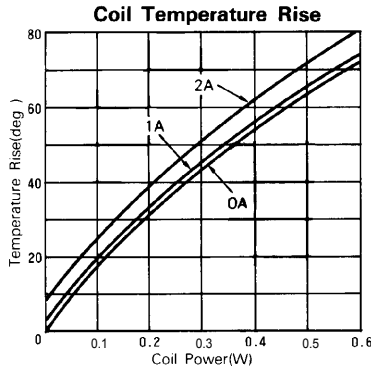
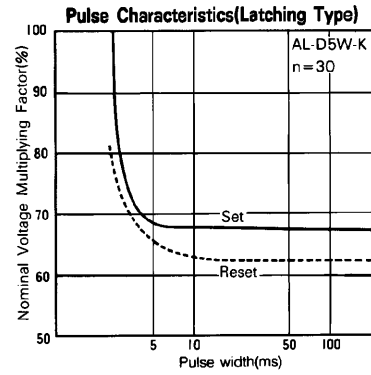
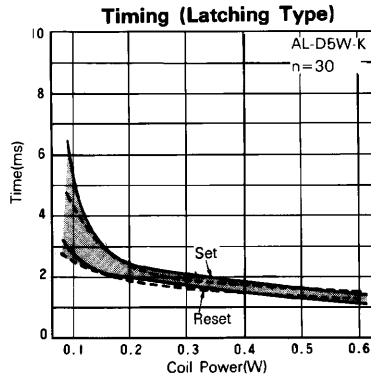
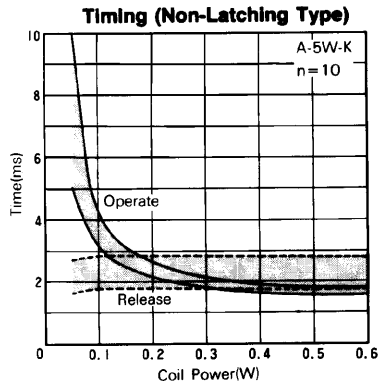
■ INSULATION

Item		
Resistance (initial)		Minimum 1,000 MΩ (500VDC)
Dielectric Strength	open contacts	1,000 VAC 1 min.
	coil and contacts adjacent contacts	1,000 VAC 1 min.
Surge Voltage		1500V (coil-contact) (10/160 μs standard wave)

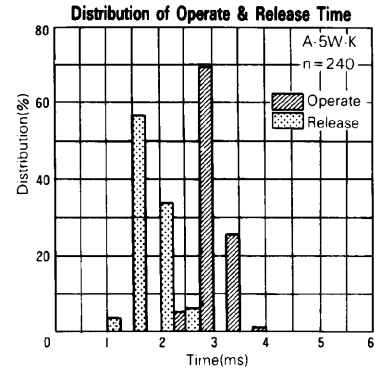
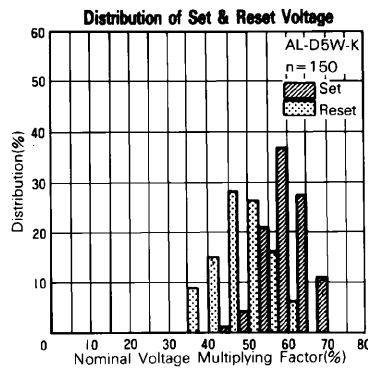
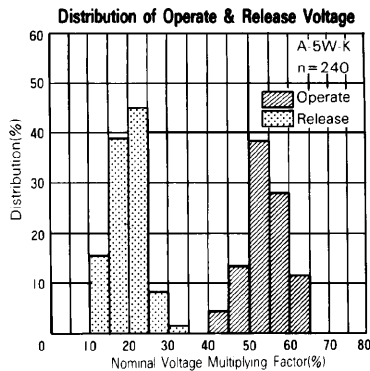
■ SAFETY STANDARD AND FILE NUMBERS

Type	Compliance	Contact rating
UL	UL 478, UL 508 E 45026	Flammability: UL 94-V0 (plastics) 0.5A, 125VAC (General use) 2A, 30VDC (resistive) 0.3A, 110VDC (resistive)
CSA	C22.2 No. 14 LR 35579	

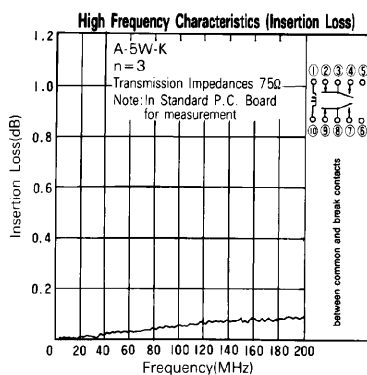
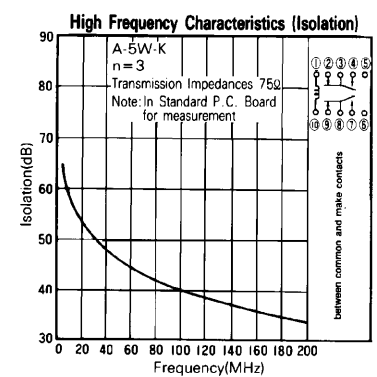
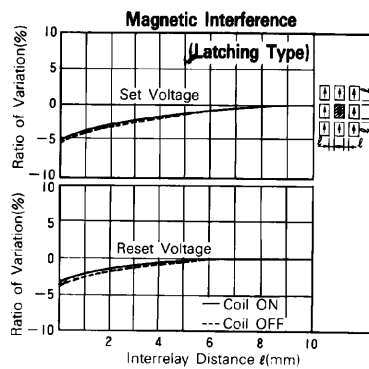
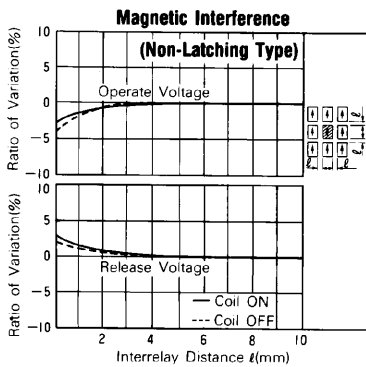
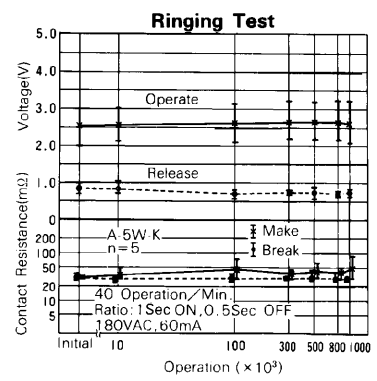
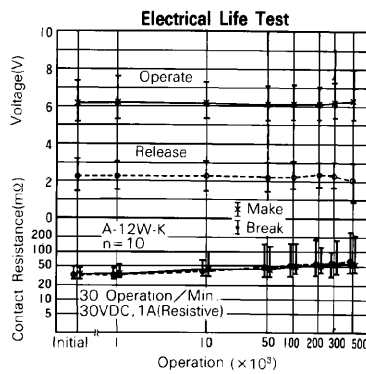
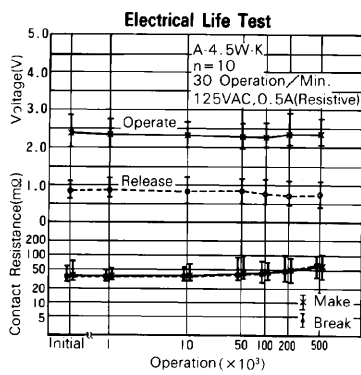
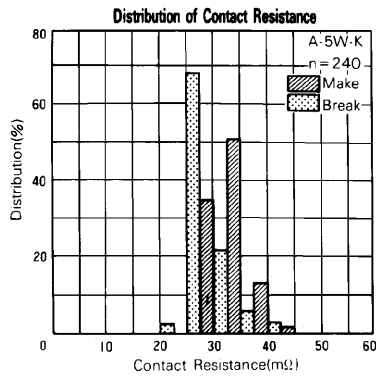
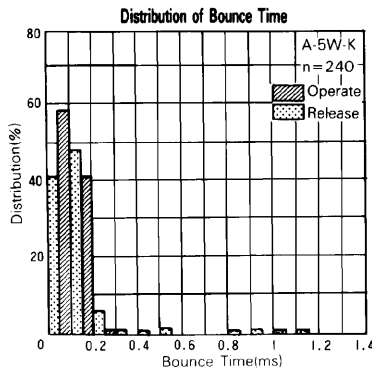
CHARACTERISTIC DATA



REFERENCE DATA



A SERIES



A SERIES

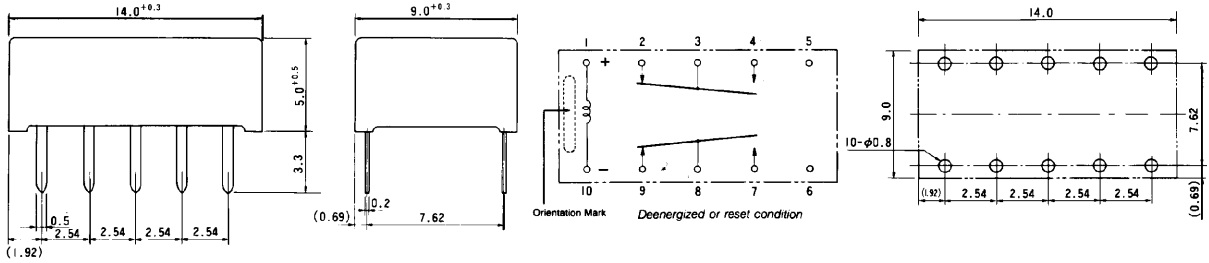
■ DIMENSIONS

● Dimensions

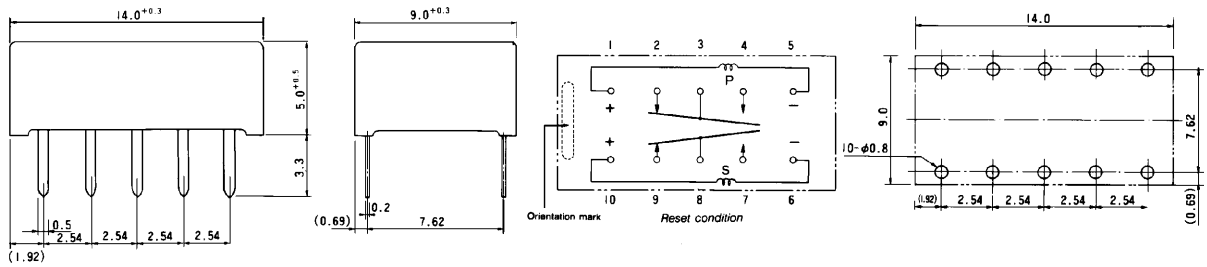
● Schematics (Bottom View)

● PC board mounting hole layout (Bottom View)

A, AL type (Non-latching type, single winding latching type)



AL-D type (Double winding latching type)



Unit: mm

RoHS Compliance and Lead Free Relay Information

1. General Information

- Relays produced after the specific date code that is indicated on each data sheet are lead-free now. Most of our signal and power relays are lead-free. Please refer to Lead-Free Status Info. (<http://www.fujitsu.com/us/downloads/MICRO/fcai/relays/lead-free-letter.pdf>)
- Lead free solder paste currently used in relays is Sn-3.0Ag-0.5Cu.
- All signal and most power relays also comply with RoHS. Please refer to individual data sheets. Relays that are RoHS compliant do not contain the 5 hazardous materials that are restricted by RoHS directive (lead, mercury, chromium IV, PBB, PBDE).
- It has been verified that using lead-free relays in leaded assembly process will not cause any problems (compatible).
- "LF" is marked on each outer and inner carton. (No marking on individual relays).
- To avoid leaded relays (for lead-free sample, etc.) please consult with area sales office.
- We will ship leaded relays as long as the leaded relay inventory exists.

Note: Cadmium was exempted from RoHS on October 21, 2005. (Amendment to Directive 2002/95/EC)

2. Recommended Lead Free Solder Profile

- Recommended solder paste Sn-3.0Ag-0.5Cu.

Reflow Solder condition

Flow Solder condition:

Pre-heating: maximum 120°C
Soldering: dip within 5 sec. at
260°C solder bath

Solder by Soldering Iron:

Soldering Iron
Temperature: maximum 360°C
Duration: maximum 3 sec.

We highly recommend that you confirm your actual solder conditions

3. Moisture Sensitivity

- Moisture Sensitivity Level standard is not applicable to electromechanical relays.

4. Tin Whisker

- Dipped SnAgCu solder is known as low risk tin whisker. No considerable length whisker was found by our in house test.

Fujitsu Components International Headquarter Offices

Japan

Fujitsu Component Limited
Gotanda-Chuo Building
3-5, Higashigotanda 2-chome, Shinagawa-ku
Tokyo 141, Japan
Tel: (81-3) 5449-7010
Fax: (81-3) 5449-2626
Email: promothq@ft.ed.fujitsu.com
Web: www.fcl.fujitsu.com

North and South America

Fujitsu Components America, Inc.
250 E. Caribbean Drive
Sunnyvale, CA 94089 U.S.A.
Tel: (1-408) 745-4900
Fax: (1-408) 745-4970
Email: components@us.fujitsu.com
Web: <http://www.fujitsu.com/us/services/edevices/components/>

Europe

Fujitsu Components Europe B.V.
Diamantlaan 25
2132 WV Hoofddorp
Netherlands
Tel: (31-23) 5560910
Fax: (31-23) 5560950
Email: info@fceu.fujitsu.com
Web: emea.fujitsu.com/components/

Asia Pacific

Fujitsu Components Asia Ltd.
102E Pasir Panjang Road
#01-01 Citilink Warehouse Complex
Singapore 118529
Tel: (65) 6375-8560
Fax: (65) 6273-3021
Email: fcal@fcal.fujitsu.com
Web: <http://www.fujitsu.com/sg/services/micro/components/>

©2008 Fujitsu Components America, Inc. All rights reserved. All trademarks or registered trademarks are the property of their respective owners.

Fujitsu Components America or its affiliates do not warrant that the content of datasheet is error free. In a continuing effort to improve our products Fujitsu Components America, Inc. or its affiliates reserve the right to change specifications/datasheets without prior notice.
Rev. January 9, 2008.

Компания «Океан Электроники» предлагает заключение долгосрочных отношений при поставках импортных электронных компонентов на взаимовыгодных условиях!

Наши преимущества:

- Поставка оригинальных импортных электронных компонентов напрямую с производств Америки, Европы и Азии, а так же с крупнейших складов мира;
- Широкая линейка поставок активных и пассивных импортных электронных компонентов (более 30 млн. наименований);
- Поставка сложных, дефицитных, либо снятых с производства позиций;
- Оперативные сроки поставки под заказ (от 5 рабочих дней);
- Экспресс доставка в любую точку России;
- Помощь Конструкторского Отдела и консультации квалифицированных инженеров;
- Техническая поддержка проекта, помощь в подборе аналогов, поставка прототипов;
- Поставка электронных компонентов под контролем ВП;
- Система менеджмента качества сертифицирована по Международному стандарту ISO 9001;
- При необходимости вся продукция военного и аэрокосмического назначения проходит испытания и сертификацию в лаборатории (по согласованию с заказчиком);
- Поставка специализированных компонентов военного и аэрокосмического уровня качества (Xilinx, Altera, Analog Devices, Intersil, Interpoint, Microsemi, Actel, Aeroflex, Peregrine, VPT, Syfer, Eurofarad, Texas Instruments, MS Kennedy, Miteq, Cobham, E2V, MA-COM, Hittite, Mini-Circuits, General Dynamics и др.);

Компания «Океан Электроники» является официальным дистрибьютором и эксклюзивным представителем в России одного из крупнейших производителей разъемов военного и аэрокосмического назначения «JONHON», а так же официальным дистрибьютором и эксклюзивным представителем в России производителя высокотехнологичных и надежных решений для передачи СВЧ сигналов «FORSTAR».



JONHON

«JONHON» (основан в 1970 г.)

Разъемы специального, военного и аэрокосмического назначения:

(Применяются в военной, авиационной, аэрокосмической, морской, железнодорожной, горно- и нефтедобывающей отраслях промышленности)

«FORSTAR» (основан в 1998 г.)

ВЧ соединители, коаксиальные кабели, кабельные сборки и микроволновые компоненты:

(Применяются в телекоммуникациях гражданского и специального назначения, в средствах связи, РЛС, а так же военной, авиационной и аэрокосмической отраслях промышленности).



Телефон: 8 (812) 309-75-97 (многоканальный)

Факс: 8 (812) 320-03-32

Электронная почта: ocean@oceanchips.ru

Web: <http://oceanchips.ru/>

Адрес: 198099, г. Санкт-Петербург, ул. Калинина, д. 2, корп. 4, лит. А