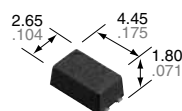


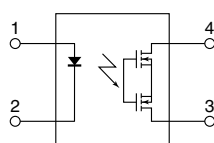
**C×R type, SSOP package,
60 V, 80 V and 100 V
load voltage**

**PhotoMOS[®]
RF SSOP 1 Form A C×R
(AQY22○○○V)**

New



mm inch



RoHS compliant

FEATURES

1. Miniature SSOP package

(Compared to SOP 4-pin models, volume ratio can be reduced by approximately 53%.)

2. Load voltage: 60 V, 80 V and 100 V

3. Low C×R

Low on resistance and low output capacitance available

- 60 V load voltage

Output capacitance: 27 pF (typical), On resistance: 0.8Ω (typical)

- 80 V load voltage

Output capacitance: 4.5 pF (typical), On resistance: 10.5Ω (typical)

- 100 V load voltage

Output capacitance: 5.8 pF (typical), On resistance: 8.8Ω (typical)

4. Turn on time

80 V and 100 V load voltage type: 0.05 ms (typical)

TYPICAL APPLICATIONS

1. Measuring and testing equipment

Semiconductor testing equipment, Probe cards, Datalogger, Board tester and other testing equipment

2. Telecommunication and broadcasting equipment

3. Medical equipment

Ultrasonic wave diagnostic machine

4. Multi-point recorder

Warping, Thermo couple, etc.

*Does not support automotive applications.

TYPES

Type	Output rating*1		Part No. (Tape and reel packing style)*2		Packing quantity in the tape and reel
	Load voltage	Load current	Picked from the 1 and 4-pin side	Picked from the 2 and 3-pin side	
AC/DC dual use	New 60 V	400 mA	AQY222R2VY	AQY222R2VW	3,500 pcs.
	80 V	120 mA	AQY225R2VY	AQY225R2VW	
	New 100 V	120 mA	AQY225R3VY	AQY225R3VW	

Notes: *1. Indicate the peak AC and DC values.

*2. Only tape and reel package is available. Packing quantity of 1,000 pieces is possible. Please consult us.

For space reasons, the three initial letters of the part number "AQY", the package (SSOP) indication "V", and the packaging style "Y" or "W" are not marked on the device.

RF SSOP 1 Form A C×R (AQY22000V)

RATING

1. Absolute maximum ratings (Ambient temperature: 25°C 77°F)

Item		Symbol	AQY222R2V	AQY225R2V	AQY225R3V	Remarks
Input side	LED forward current	I_F	50 mA			
	LED reverse voltage	V_R	5 V			
	Peak forward current	I_{FP}	1 A			$f = 100 \text{ Hz}$, Duty factor = 0.1%
	Power dissipation	P_{in}	75 mW			
Output side	Load voltage (peak AC)	V_L	60 V	80 V	100 V	
	Continuous load current	I_L	0.4 A	0.12 A		Peak AC, DC
	Peak load current	I_{peak}	1.2 A	0.3 A		100 ms (1shot), $V_L = \text{DC}$
	Power dissipation	P_{out}	250 mW			
Total power dissipation		P_T	300 mW			
I/O isolation voltage		V_{iso}	1,500 V AC			
Operating temperature		T_{opr}	-40°C to +85°C -40°F to +185°F			Non-condensing at low temperatures
Storage temperature		T_{stg}	-40°C to +100°C -40°F to +212°F			

2. Electrical characteristics (Ambient temperature: 25°C 77°F)

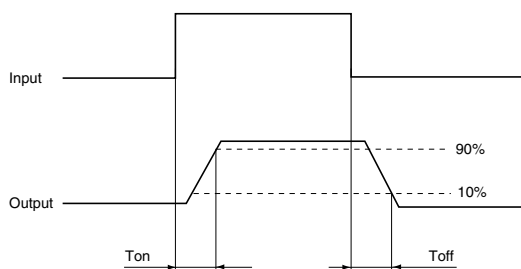
Item			Symbol	AQY222R2V	AQY225R2V	AQY225R3V	Condition
Input	LED operate current	Typical	I_{Fon}	0.5 mA			AQY222R2V: $I_L = 400 \text{ mA}$ AQY225R2V: $I_L = 80 \text{ mA}$ AQY225R3V: $I_L = 80 \text{ mA}$
		Maximum		3.0 mA			
	LED turn off current	Minimum	I_{Foff}	0.1 mA			
		Typical		0.45 mA			
LED dropout voltage	Typical	V_F	1.32 V (1.14 V at $I_F = 5 \text{ mA}$)			$I_F = 50 \text{ mA}$	
	Maximum		1.5 V				
Output	On resistance	Typical	R_{on}	0.8Ω	10.5Ω	8.8Ω	AQY222R2V: $I_F = 5 \text{ mA}$, $I_L = 400 \text{ mA}$ AQY225R2V: $I_F = 5 \text{ mA}$, $I_L = 80 \text{ mA}$ AQY225R3V: $I_F = 5 \text{ mA}$, $I_L = 80 \text{ mA}$ Within 1 s on time
		Maximum		1.25Ω	15Ω	14Ω	
	Output capacitance	Typical	C_{out}	27 pF	4.5 pF	5.8 pF	
		Maximum		40 pF	6 pF	8 pF	
Off state leakage current	Typical	I_{Leak}	—			$I_F = 0 \text{ mA}$, $V_L = \text{Max.}$	
	Maximum		10 nA*				
Transfer characteristics	Turn on time**	Typical	T_{on}	0.15 ms	0.05 ms		AQY222R2V: $I_F = 5 \text{ mA}$, $V_L = 10 \text{ V}$, $R_L = 100\Omega$ AQY225R2V: $I_F = 5 \text{ mA}$, $V_L = 10 \text{ V}$, $R_L = 125\Omega$ AQY225R3V: $I_F = 5 \text{ mA}$, $V_L = 10 \text{ V}$, $R_L = 125\Omega$
		Maximum		0.5 ms			
	Turn off time**	Typical	T_{off}	0.08 ms	0.05 ms		
		Maximum		0.2 ms			
I/O capacitance	Typical	C_{iso}	0.8 pF			$f = 1 \text{ MHz}$, $V_B = 0 \text{ V}$	
	Maximum		1.5 pF				
Initial I/O isolation resistance	Minimum	R_{iso}	1,000 MΩ			500 V DC	

Notes: 1. Please refer to the "Schematic and Wiring Diagrams" for connection method.

2. Variation possible through combinations of output capacitance and on resistance. For more information, please contact our sales office in your area.

*Available as custom orders (1 nA or less)

**Turn on/Turn off time



RECOMMENDED OPERATING CONDITIONS

Please obey the following conditions to ensure proper this device operation and resetting.

Item	Symbol	Recommended value	Unit
Input LED forward current	I_F	5	mA

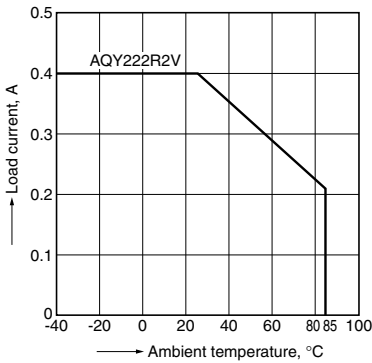
■ These products are not designed for automotive use.

If you are considering to use these products for automotive applications, please contact your local Panasonic Corporation technical representative.

REFERENCE DATA

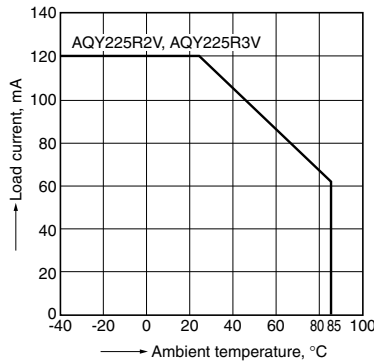
1.-(1) Load current vs. ambient temperature characteristics

Allowable ambient temperature: -40°C to +85°C
-40°F to +185°F



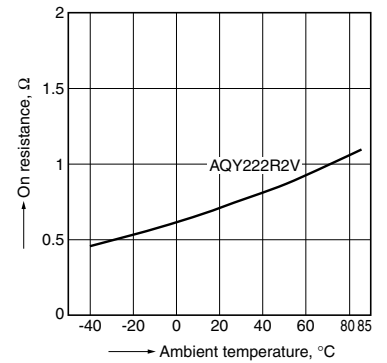
1.-(2) Load current vs. ambient temperature characteristics

Allowable ambient temperature: -40°C to +85°C
-40°F to +185°F



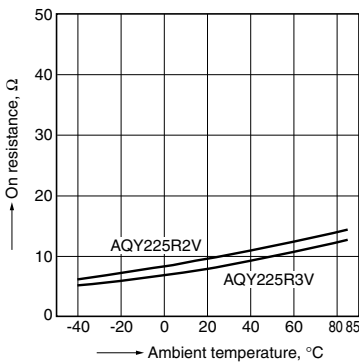
2.-(1) On resistance vs. ambient temperature characteristics

Measured portion: between terminals 3 and 4
LED current: 5 mA; Load voltage: 10V (DC)
Continuous load current: Max. (DC)



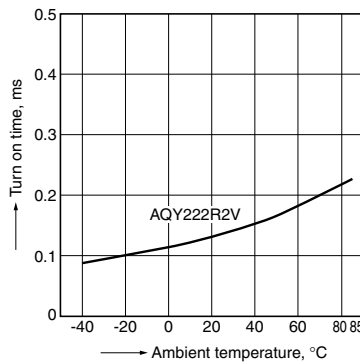
2.-(2) On resistance vs. ambient temperature characteristics

Measured portion: between terminals 3 and 4;
LED current: 5 mA; Load voltage: 10V (DC);
Continuous load current: 80mA (DC)



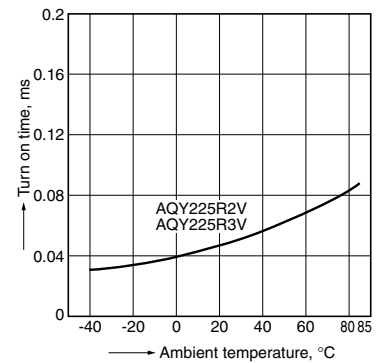
3.-(1) Turn on time vs. ambient temperature characteristics

LED current: 5 mA; Load voltage: 10V (DC);
Continuous load current: 100mA (DC)



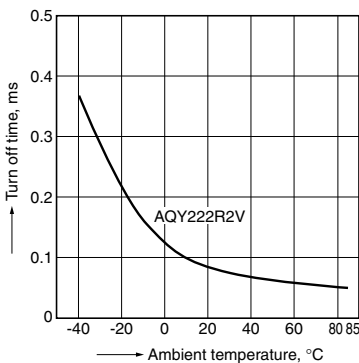
3.-(2) Turn on time vs. ambient temperature characteristics

LED current: 5 mA; Load voltage: 10V (DC);
Continuous load current: 80mA (DC)



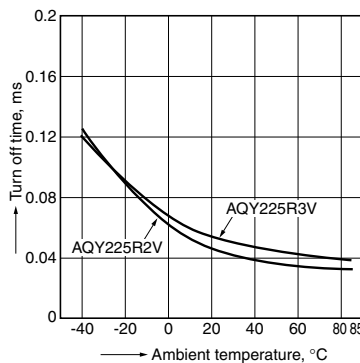
4.-(1) Turn off time vs. ambient temperature characteristics

LED current: 5 mA; Load voltage: 10V (DC);
Continuous load current: 100mA (DC)



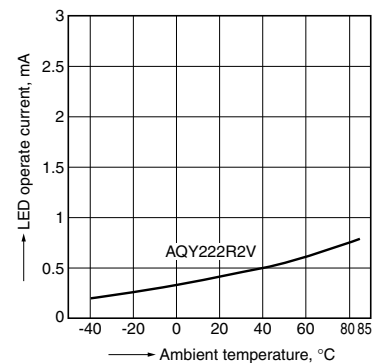
4.-(2) Turn off time vs. ambient temperature characteristics

LED current: 5 mA; Load voltage: 10V (DC);
Continuous load current: 80mA (DC)



5.-(1) LED operate current vs. ambient temperature characteristics

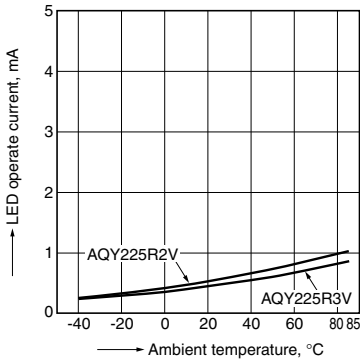
Load voltage: 10V (DC);
Continuous load current: 400mA (DC)



RF SSOP 1 Form A CxR (AQY22000V)

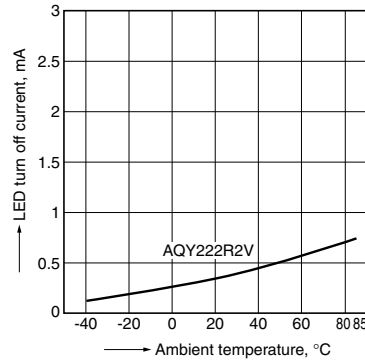
5.-(2) LED operate current vs. ambient temperature characteristics

Load voltage: 10V (DC);
Continuous load current: 80mA (DC)



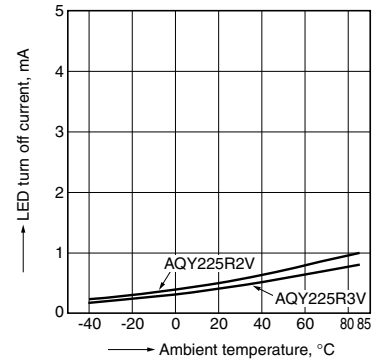
6.-(1) LED turn off current vs. ambient temperature characteristics

Load voltage: 10V (DC);
Continuous load current: 400mA (DC)



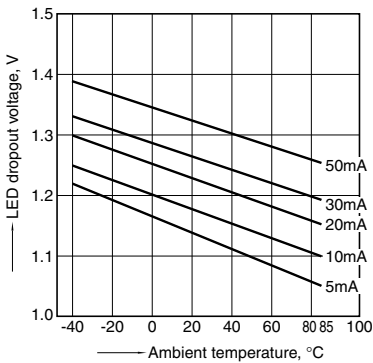
6.-(2) LED turn off current vs. ambient temperature characteristics

Load voltage: 10V (DC);
Continuous load current: 80mA (DC)



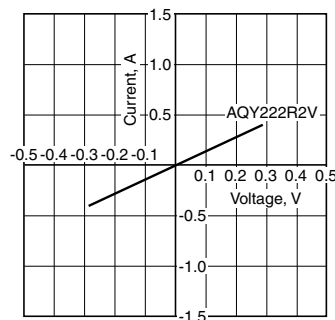
7. LED dropout voltage vs. ambient temperature characteristics

LED current: 5 to 50 mA



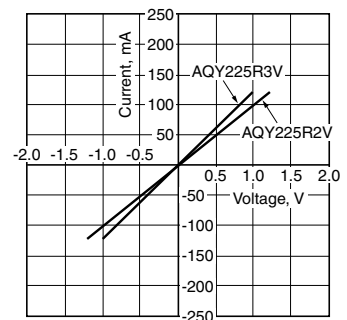
8.-(1) Current vs. voltage characteristics of output at MOS portion

Measured portion: between terminals 3 and 4;
Ambient temperature: 25°C 77°F



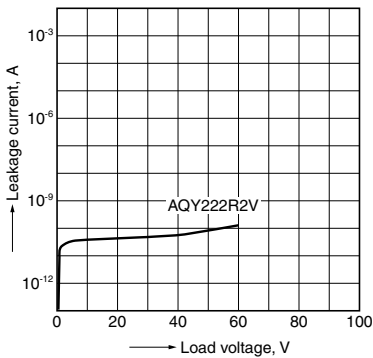
8.-(2) Current vs. voltage characteristics of output at MOS portion

Measured portion: between terminals 3 and 4;
Ambient temperature: 25°C 77°F



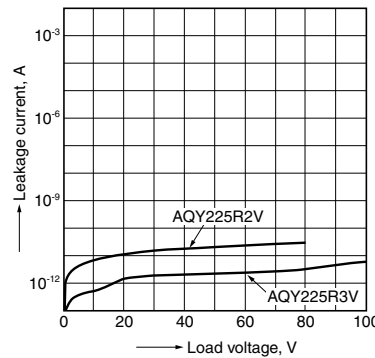
9.-(1) Off state leakage current vs. load voltage characteristics

Measured portion: between terminals 3 and 4;
Ambient temperature: 25°C 77°F



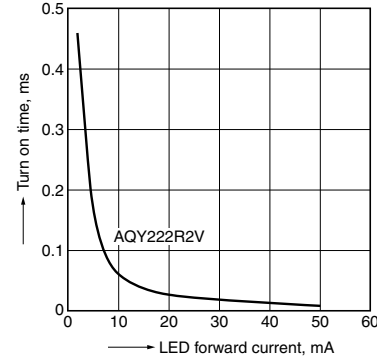
9.-(2) Off state leakage current vs. load voltage characteristics

Measured portion: between terminals 3 and 4;
Ambient temperature: 25°C 77°F



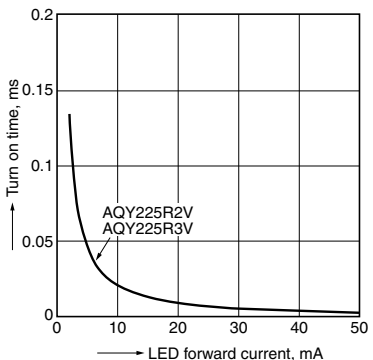
10.-(1) Turn on time vs. LED forward current characteristics

Measured portion: between terminals 3 and 4;
Load voltage: 10V (DC); Continuous load current: 100mA (DC); Ambient temperature: 25°C 77°F



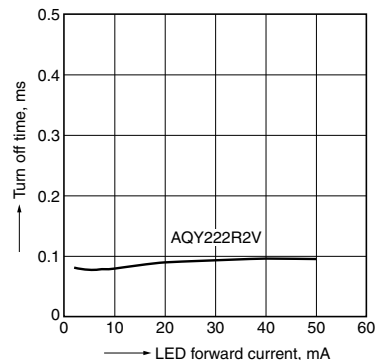
10.-(2) Turn on time vs. LED forward current characteristics

Measured portion: between terminals 3 and 4;
Load voltage: 10V (DC); Continuous load current: 80mA (DC); Ambient temperature: 25°C 77°F



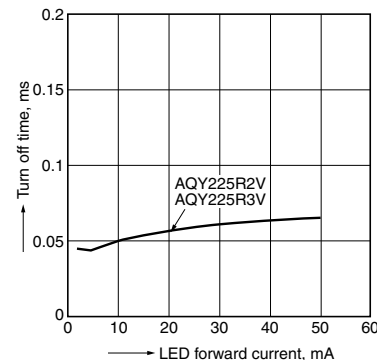
11.-(1) Turn off time vs. LED forward current characteristics

Measured portion: between terminals 3 and 4;
Load voltage: 10V (DC); Continuous load current: 100mA (DC); Ambient temperature: 25°C 77°F



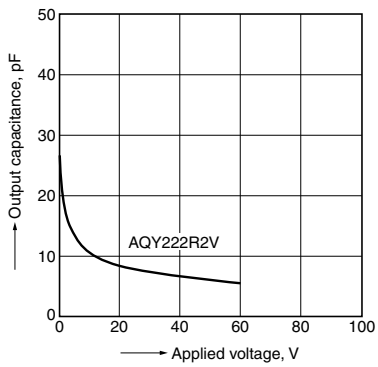
11.-(2) Turn off time vs. LED forward current characteristics

Measured portion: between terminals 3 and 4;
Load voltage: 10V (DC); Continuous load current: 80mA (DC); Ambient temperature: 25°C 77°F



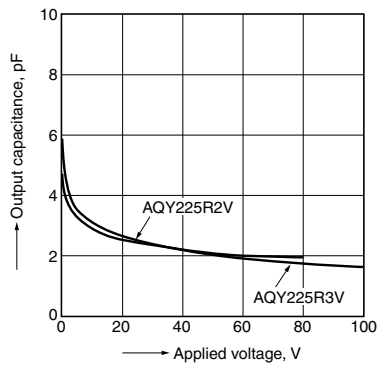
12.-(1) Output capacitance vs. applied voltage characteristics

Measured portion: between terminals 3 and 4;
 Measurement signal: 1 MHz;
 Ambient temperature: 25°C 77°F



12.-(2) Output capacitance vs. applied voltage characteristics

Measured portion: between terminals 3 and 4;
 Measurement signal: 1 MHz (30m Vrms);
 Ambient temperature: 25°C 77°F



Компания «Океан Электроники» предлагает заключение долгосрочных отношений при поставках импортных электронных компонентов на взаимовыгодных условиях!

Наши преимущества:

- Поставка оригинальных импортных электронных компонентов напрямую с производств Америки, Европы и Азии, а так же с крупнейших складов мира;
- Широкая линейка поставок активных и пассивных импортных электронных компонентов (более 30 млн. наименований);
- Поставка сложных, дефицитных, либо снятых с производства позиций;
- Оперативные сроки поставки под заказ (от 5 рабочих дней);
- Экспресс доставка в любую точку России;
- Помощь Конструкторского Отдела и консультации квалифицированных инженеров;
- Техническая поддержка проекта, помощь в подборе аналогов, поставка прототипов;
- Поставка электронных компонентов под контролем ВП;
- Система менеджмента качества сертифицирована по Международному стандарту ISO 9001;
- При необходимости вся продукция военного и аэрокосмического назначения проходит испытания и сертификацию в лаборатории (по согласованию с заказчиком);
- Поставка специализированных компонентов военного и аэрокосмического уровня качества (Xilinx, Altera, Analog Devices, Intersil, Interpoint, Microsemi, Actel, Aeroflex, Peregrine, VPT, Syfer, Eurofarad, Texas Instruments, MS Kennedy, Miteq, Cobham, E2V, MA-COM, Hittite, Mini-Circuits, General Dynamics и др.);

Компания «Океан Электроники» является официальным дистрибьютором и эксклюзивным представителем в России одного из крупнейших производителей разъемов военного и аэрокосмического назначения «**JONHON**», а так же официальным дистрибьютором и эксклюзивным представителем в России производителя высокотехнологичных и надежных решений для передачи СВЧ сигналов «**FORSTAR**».



JONHON

«**JONHON**» (основан в 1970 г.)

Разъемы специального, военного и аэрокосмического назначения:

(Применяются в военной, авиационной, аэрокосмической, морской, железнодорожной, горно- и нефтедобывающей отраслях промышленности)

«**FORSTAR**» (основан в 1998 г.)

ВЧ соединители, коаксиальные кабели,
кабельные сборки и микроволновые компоненты:

(Применяются в телекоммуникациях гражданского и специального назначения, в средствах связи, РЛС, а так же военной, авиационной и аэрокосмической отраслях промышленности).



Телефон: 8 (812) 309-75-97 (многоканальный)

Факс: 8 (812) 320-03-32

Электронная почта: ocean@oceanchips.ru

Web: <http://oceanchips.ru/>

Адрес: 198099, г. Санкт-Петербург, ул. Калинина, д. 2, корп. 4, лит. А