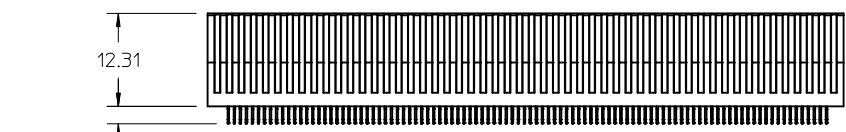


2 BAY EDGE LINE




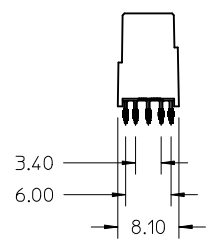
1 BAY EDGE LINE

PART NUMBER	VERSION	BAY 1/BAY 2	TOTAL CIRCUITS	DIM A	SALES DRAWING (SEE NOTE 9)
76693-2294	2 BAY	122/172	294	125.03	SD-76693-110
76693-2274*	2 BAY	122/172	294	125.03	SD-76693-107
76693-2278	2 BAY	146/132	278	118.63	SD-76693-2278
76693-1200	1 BAY	200	200	84.20	SD-76693-1200
76693-1170	1 BAY	170	170	72.20	SD-76693-103
76693-3170	1 BAY	170	170	72.20	SD-76693-3170



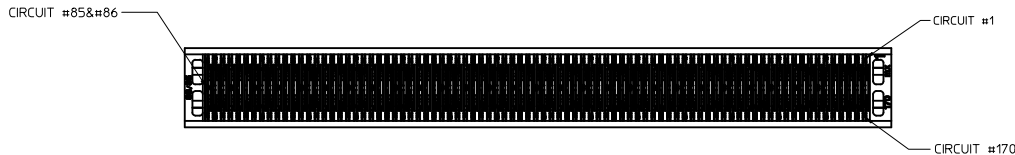
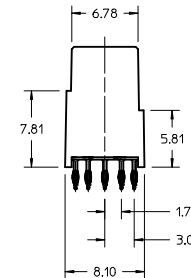
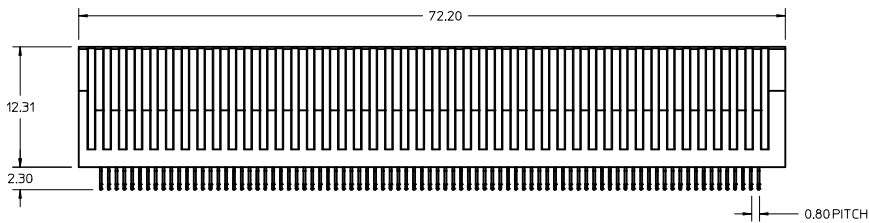
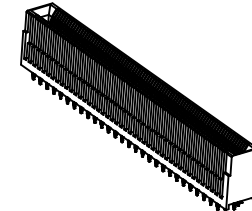
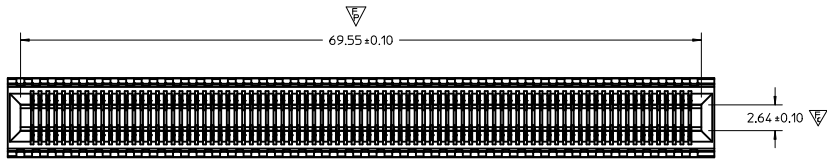
LAST CIRCUIT

FIRST CIRCUIT



- NOTES:
- MATERIAL:
HOUSING - GLASS FILLED THERMOPLASTIC, 94-V0, BLACK
TERMINALS - COPPER ALLOY
 - FINISH:
CONTACT AREA: HARD GOLD -0.76µm MIN OVER 3.80µ NICKEL
COMPLIANT AREA: TIN - 0.76/1.52µm OVER NICKEL
* SPECIAL FINISH:
CONTACT AREA: HARD GOLD -1.27µm MIN OVER 3.80µ NICKEL
COMPLIANT AREA: TIN - 0.76/1.52µm OVER NICKEL
 - REFER TO PS-75594-999 PRODUCT SPECIFICATION FOR ALL ELECTRICAL, MECHANICAL AND ENVIROMENTAL SPECIFICATIONS.
 - REFER TO PK-76693-900 FOR ALL PACKAGING SPECIFICATIONS.
 - PROCESSING: PRESSFIT TO PC BOARD.
 - MATING PC BOARD THICKNESS = 2.36±0.16MM OVER CONTACT PADS.
 - PRODUCT IS ELV AND RoHS COMPLIANT. LEVEL OF COMPLIANCE: 6/6
ALL BANNED SUBSTANCES ARE REMOVED:
Pb (LEAD)
HEXAVALENT CHROMIUM (CrVI)
CADMIUM
MERCURY
POLYBRMINATED BIPHENYL (PBB)
POLYBROMINATED DIPHENYL ETHER (PBDE)
 - THIS PART CONFORMS TO CLASS B REQUIREMENTS OF COSMETIC SPEC PS-45499-002
 - FOR EDGE CARD AND MOUNTING PCB LAYOUT DETAIL SEE CORRESPONDING SALES DRAWING.

REDRAWN DRAWING EC NO: UCP2011-2702 DRWNG: DROSCA 2011/03/07 CHKD: JCOMERCI 2011/03/28 APPR: JCOMERCI 2011/03/28	QUALITY SYMBOLS ▽ = 0 ▽ = 0 ▽ = 0	GENERAL TOLERANCES (UNLESS SPECIFIED) <table border="1"> <thead> <tr> <th></th> <th>mm</th> <th>INCH</th> </tr> </thead> <tbody> <tr> <td>4 PLACES</td> <td>± 0.15</td> <td>± 0.006</td> </tr> <tr> <td>3 PLACES</td> <td>± 0.20</td> <td>± 0.008</td> </tr> <tr> <td>2 PLACES</td> <td>± 0.25</td> <td>± 0.010</td> </tr> <tr> <td>1 PLACE</td> <td>± 0.30</td> <td>± 0.012</td> </tr> </tbody> </table> ANGULAR ±1/2°		mm	INCH	4 PLACES	± 0.15	± 0.006	3 PLACES	± 0.20	± 0.008	2 PLACES	± 0.25	± 0.010	1 PLACE	± 0.30	± 0.012	DIMENSION STYLE MM ONLY DRAWN BY DATE DROSCA 07/21/08 CHECKED BY DATE JCOMERCI 07/21/08 APPROVED BY DATE JCOMERCI 2010/10/25	SCALE 2:1 DESIGN UNITS METRIC THIRD ANGLE PROJECTION	TITLE EDGE LINE 12.5GB 0.093"PCB 0.8MM PITCH
		mm	INCH																	
	4 PLACES	± 0.15	± 0.006																	
3 PLACES	± 0.20	± 0.008																		
2 PLACES	± 0.25	± 0.010																		
1 PLACE	± 0.30	± 0.012																		
MATERIAL NO. SEE TABLE	DOCUMENT NO. SD-76693-100	SHEET NO. 1 OF 1																		
DRAFT WHERE APPLICABLE MUST REMAIN WITHIN DIMENSIONS			THIS DRAWING CONTAINS INFORMATION THAT IS PROPRIETARY TO MOLEX INCORPORATED AND SHOULD NOT BE USED WITHOUT WRITTEN PERMISSION																	



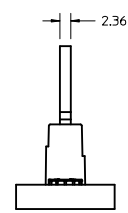
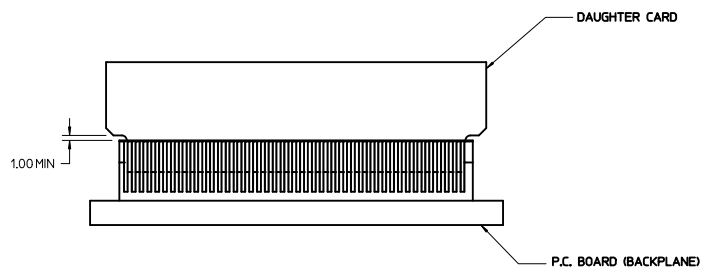
NOTES:

- MATERIAL:
HOUSING - GLASS FILLED THERMOPLASTIC, 94-V0, BLACK
TERMINALS - COPPER ALLOY
- FINISH:
TERMINALS - 0.76 MICRONS MINIMUM GOLD IN THE CONTACT AREA AND 0.76 - 1.52 MICRONS TIN IN PRESSFIT TAIL AREA OVER 1.27 MICRONS MINIMUM NICKEL OVERALL.
- REFER TO PS-76421-001 PRODUCT SPECIFICATION FOR ALL ELECTRICAL, MECHANICAL AND ENVIRONMENTAL SPECIFICATIONS.
- REFER TO PK-75594-999 FOR ALL PACKAGING SPECIFICATIONS.
- PROCESSING: PRESSFIT TO PC BOARD.
- MATING PC BOARD THICKNESS = 2.36±0.16MM OVER CONTACT PADS.
- PRODUCT IS ELV AND RoHS COMPLIANT. LEVEL OF COMPLIANCE: 6/6
ALL BANNED SUBSTANCES ARE REMOVED:
Pb (LEAD)
HEXAVALENT CHROMIUM (CrVI)
CADMIUM
MERCURY
POLYBROMINATED BIPHENYL (PBB)
POLYBROMINATED DIPHENYL ETHER (PBDE)

CORRECTED CRC NO. ERROR EC NO: UCP2011-3551 DRAWN BY: DROSCA 2011/05/16 CHKD: JCOMERCI 2011/05/16 APPR: JCOMERCI 2011/05/16 REV	QUALITY SYMBOLS	GENERAL TOLERANCES (UNLESS SPECIFIED)	DIMENSION STYLE	SCALE	DESIGN UNITS	THIRD ANGLE PROJECTION
	∇ = 0 ∇ = 1 ∇ = 1	4 PLACES ± 0.15 ± 0.005 3 PLACES ± 0.25 ± 0.005 2 PLACES ± 0.35 ± 0.005 1 PLACE ± 0.50 ± 0.005 ANGULAR ± 1/2°	mm INCH DRAWN BY: DROSCA DATE: 12/01/2009 CHECKED BY: JCOMERCI DATE: 12/01/2009 APPROVED BY: JCOMERCI DATE: 2010/11/01	MM ONLY	4:1	METRIC
DRAFT WHERE APPLICABLE MUST REMAIN WITHIN DIMENSIONS		MATERIAL NO. 766931170		DOCUMENT NO. SD-76693-103		EDGELINE 12.5GB 170CKTS 0.093"PCB 0.8MM PITCH
SIZE D		MOLEX INCORPORATED		SHEET NO. 1 OF 5		

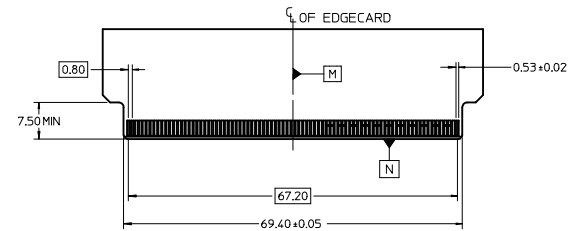
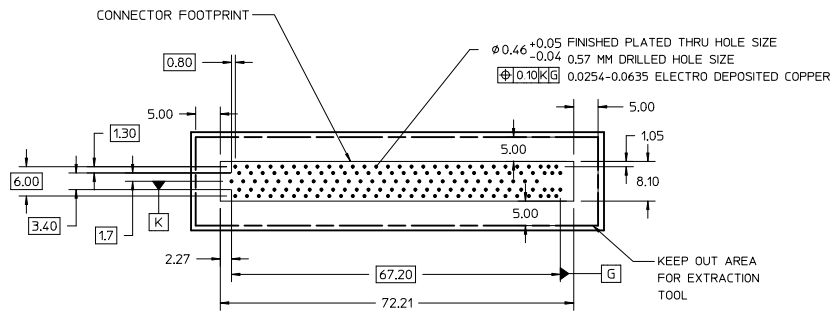
20 19 18 17 16 15 14 13 12 11 10 9 8 7 6 5 4 3 2 1

P.C. BOARD MOUNTING

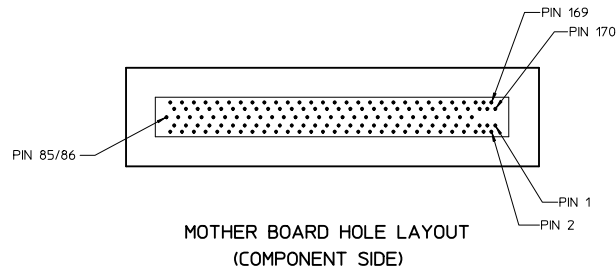


SEE SHEET 1 EC NO: UCP2011-3551 DRAWN BY: DROSCA 2011/05/16 CHKD: JCOMERCI 2011/05/16 APPR: JCOMERCI 2011/05/16 B3	QUALITY SYMBOLS	DESCRIPTION	GENERAL TOLERANCES (UNLESS SPECIFIED)	DIMENSION STYLE MM ONLY	SCALE 2:1	DESIGN UNITS METRIC	THIRD ANGLE PROJECTION
	▽ - 0	4 PLACES	mm	INCH	DRAWN BY: DROSCA	DATE: 12/01/2009	TITLE: EDGELINE 12.5GB 170CKTS 0.093"PCB 0.8MM PITCH MOLEX INCORPORATED MATERIAL NO. SD-76693-103 DOCUMENT NO. 2 OF 5
	▽ - 0	3 PLACES	± 0.15	± 0.006	CHECKED BY: JCOMERCI	DATE: 12/01/2009	
	▽ - 0	2 PLACES	± 0.25	± 0.010	APPROVED BY: JCOMERCI	DATE: 2010/11/01	
▽ - 0	1 PLACE	ANGULAR	± 1/2°				
			DRAFT WHERE APPLICABLE MUST REMAIN WITHIN DIMENSIONS		SEE SHEET 1 THIS DRAWING CONTAINS INFORMATION THAT IS PROPRIETARY TO MOLEX INCORPORATED AND SHOULD NOT BE USED WITHOUT WRITTEN PERMISSION		

19 18 17 16 15 14 13 12 11 10 9 8 7 6 5 4 3 2 1



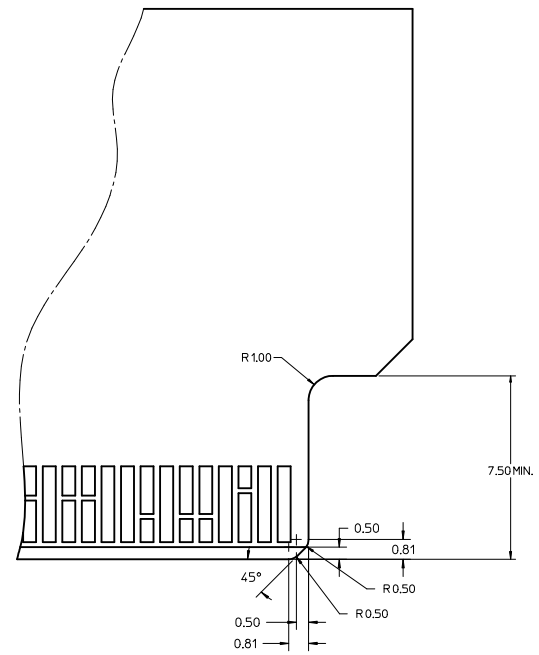
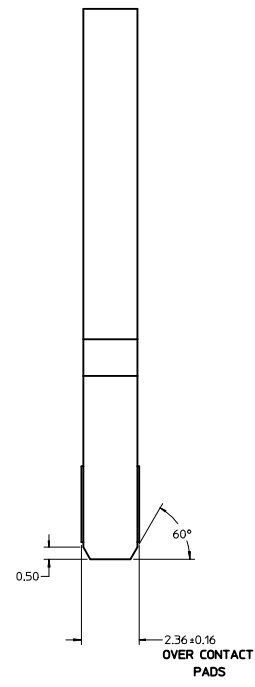
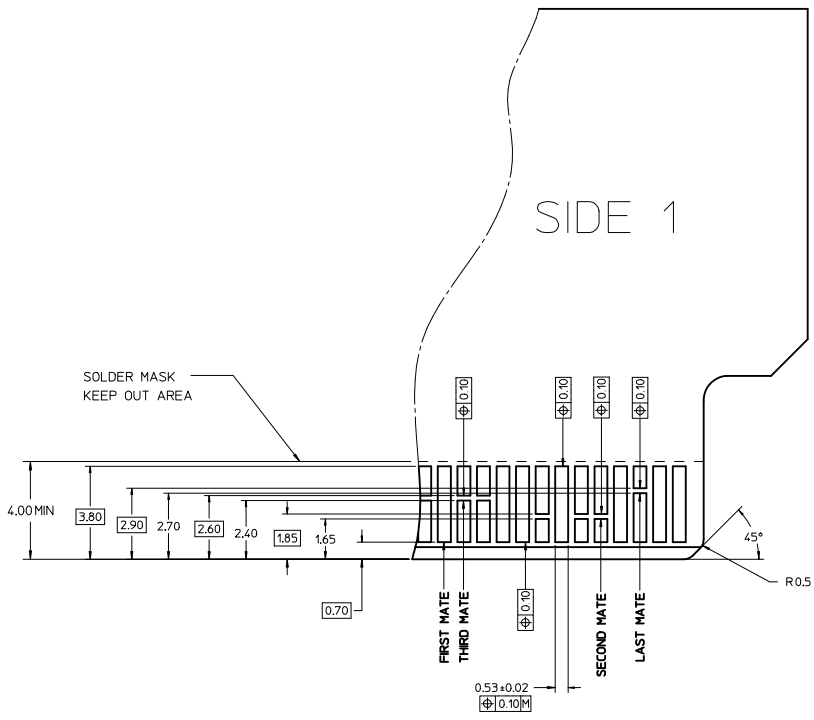
DAUGHTER CARD



MOTHER BOARD HOLE LAYOUT
(COMPONENT SIDE)

SEE SHEET 1 IEC NO. UCP2011-3551 DRAWN BY DROSCA 2011/05/16 CHECKED BY JCOMERCI 2011/05/16 APPR. JCOMERCI 2011/05/16 REV. DESCRIPTION	QUALITY SYMBOLS	GENERAL TOLERANCES (UNLESS SPECIFIED)	DIMENSION STYLE	SCALE	DESIGN UNITS	THIRD ANGLE PROJECTION															
	$\nabla=0$ $\nabla=0$	<table border="1"> <thead> <tr> <th></th> <th>mm</th> <th>INCH</th> </tr> </thead> <tbody> <tr> <td>4 PLACES</td> <td>±0.15</td> <td>±0.005</td> </tr> <tr> <td>3 PLACES</td> <td>±0.25</td> <td>±0.010</td> </tr> <tr> <td>2 PLACES</td> <td>±0.38</td> <td>±0.015</td> </tr> <tr> <td>1 PLACE</td> <td>±0.51</td> <td>±0.020</td> </tr> </tbody> </table>		mm	INCH	4 PLACES	±0.15	±0.005	3 PLACES	±0.25	±0.010	2 PLACES	±0.38	±0.015	1 PLACE	±0.51	±0.020	MM ONLY	2:1	METRIC	
		mm	INCH																		
	4 PLACES	±0.15	±0.005																		
3 PLACES	±0.25	±0.010																			
2 PLACES	±0.38	±0.015																			
1 PLACE	±0.51	±0.020																			
DRAFT WHERE APPLICABLE MUST REMAIN WITHIN DIMENSIONS	DRAWN BY DATE DROSCA 12/01/2009 CHECKED BY DATE JCOMERCI 12/01/2009 APPROVED BY DATE JCOMERCI 2010/11/01	TITLE EDGELINE 12.5GB 170CKTS 0.093"PCB 0.8MM PITCH																			
WATERL. NO. SEE SHEET 1	DOCUMENT NO. SD-76693-103	MATERIAL NO. MOLEX INCORPORATED SHEET NO. 3 OF 5																			

MODULE EDGE CARD CONTACT DETAIL



- NOTES:
1. THESE ARE GENERIC DETAILS THAT DESCRIBE THE CONFIGURATION OF VARIOUS PCB DESIGN ELEMENTS. THE CUSTOMER MUST DETERMINE WHERE AND WHEN TO USE EACH ELEMENT TO ACCOMMODATE THEIR SPECIFIC APPLICATION.
 2. CHAMFER ROUGHNESS NOT TO EXCEED 3.14μm
 3. CHAMFER NOT TO GO THRU GOLD PAD OF THE EDGE CARD.
 4. RECOMMENDED CONTACT PAD PLATING FINISH HARD GOLD 0.76μm

SEE SHEET 1 IEC NO. UCP2011-3551 DRAWN BY DROSCA 2011/05/16 CHKD: JCOMERCI 2011/05/16 APPR: JCOMERCI 2011/05/16 REV DESCRIPTION	QUALITY SYMBOLS ▽=0 ▽=0		GENERAL TOLERANCES (UNLESS SPECIFIED) <table border="1"> <thead> <tr> <th></th> <th>mm</th> <th>INCH</th> </tr> </thead> <tbody> <tr> <td>4 PLACES</td> <td>±---</td> <td>±---</td> </tr> <tr> <td>3 PLACES</td> <td>±---</td> <td>±---</td> </tr> <tr> <td>2 PLACES</td> <td>±0.15</td> <td>±---</td> </tr> <tr> <td>1 PLACE</td> <td>±0.25</td> <td>±---</td> </tr> </tbody> </table> ANGULAR ±1/2°			mm	INCH	4 PLACES	±---	±---	3 PLACES	±---	±---	2 PLACES	±0.15	±---	1 PLACE	±0.25	±---	DIMENSION STYLE MM ONLY		SCALE 10:1		DESIGN UNITS METRIC		THIRD ANGLE PROJECTION	
		mm	INCH																								
4 PLACES	±---	±---																									
3 PLACES	±---	±---																									
2 PLACES	±0.15	±---																									
1 PLACE	±0.25	±---																									
DRAFT WHERE APPLICABLE MUST REMAIN WITHIN DIMENSIONS			DRAWN BY DATE DROSCA 12/01/2009 CHECKED BY DATE JCOMERCI 12/01/2009 APPROVED BY DATE JCOMERCI 2010/11/01		MATERIAL NO. SEE SHEET 1		DOCUMENT NO. SD-76693-103		TITLE EDGELINE 12.5GB 170CKTS 0.093"PCB 0.8MM PITCH		SHEET NO. 4 OF 5																

THIS DRAWING CONTAINS INFORMATION THAT IS PROPRIETARY TO MOLEX INCORPORATED AND SHOULD NOT BE USED WITHOUT WRITTEN PERMISSION

76693-170 170 CIRCUITS				
COMPONENT SIDE 1		ALLEGRO PIN NO.	COMPONENT SIDE 2	
PIN NO.	SIGNAL		SIGNAL	PIN NO.
170				1
169				2
168				3
167				4
166				5
165				6
164				7
163				8
162				9
161				10
160				11
159				12
158				13
157				14
156				15
155				16
154				17
153				18
152				19
151				20
150				21
149				22
148				23
147				24
146				25
145				26
144				27
143				28
142				29
141				30
140				31
139				32
138				33
137				34
136				35
135				36
134				37
133				38
132				39
131				40
130				41
129				42
128				43
127				44
126				45
125				46
124				47
123				48
122				49
121				50
120				51
119				52
118				53
117				54
116				55
115				56
114				57
113				58
112				59
111				60
110				61
109				62
108				63
107				64
106				65
105				66
104				67
103				68
102				69
101				70
100				71
99				72
98				73
97				74
96				75
95				76
94				77
93				78
92				79
91				80
90				81
89				82
88				83
87				84
86				85

SEE SHEET 1 IEC NO. UCP2011-3551 DRAWN BY DROSCHA 2011/05/16 CHKD: JCOMERCI 2011/05/16 APPR: JCOMERCI 2011/05/16 REV DESCRIPTION	QUALITY SYMBOLS	GENERAL TOLERANCES (UNLESS SPECIFIED)	DIMENSION STYLE	SCALE	DESIGN UNITS	THIRD ANGLE PROJECTION
	▽=0 ▽=0	mm INCH 4 PLACES ± --- ± --- 3 PLACES ± --- ± --- 2 PLACES ± 0.15 ± --- 1 PLACE ± 0.25 ± --- ANGULAR ±1/2°	MM ONLY	4:1	METRIC	
	DRAFT WHERE APPLICABLE MUST REMAIN WITHIN DIMENSIONS	DRAWN BY DATE DROSCHA 12/01/2009 CHECKED BY DATE JCOMERCI 12/01/2009 APPROVED BY DATE JCOMERCI 2010/11/01	TITLE EDGELINE 12.5GB 170CKTS 0.093"PCB 0.8MM PITCH			
		MATERIAL NO. DATE SEE SHEET 1 SIZE D THIS DRAWING CONTAINS INFORMATION THAT IS PROPRIETARY TO MOLEX INCORPORATED AND SHOULD NOT BE USED WITHOUT WRITTEN PERMISSION	DOCUMENT NO. SD-76693-103	MOLEX MOLEX INCORPORATED		

Компания «Океан Электроники» предлагает заключение долгосрочных отношений при поставках импортных электронных компонентов на взаимовыгодных условиях!

Наши преимущества:

- Поставка оригинальных импортных электронных компонентов напрямую с производств Америки, Европы и Азии, а так же с крупнейших складов мира;
- Широкая линейка поставок активных и пассивных импортных электронных компонентов (более 30 млн. наименований);
- Поставка сложных, дефицитных, либо снятых с производства позиций;
- Оперативные сроки поставки под заказ (от 5 рабочих дней);
- Экспресс доставка в любую точку России;
- Помощь Конструкторского Отдела и консультации квалифицированных инженеров;
- Техническая поддержка проекта, помощь в подборе аналогов, поставка прототипов;
- Поставка электронных компонентов под контролем ВП;
- Система менеджмента качества сертифицирована по Международному стандарту ISO 9001;
- При необходимости вся продукция военного и аэрокосмического назначения проходит испытания и сертификацию в лаборатории (по согласованию с заказчиком);
- Поставка специализированных компонентов военного и аэрокосмического уровня качества (Xilinx, Altera, Analog Devices, Intersil, Interpoint, Microsemi, Actel, Aeroflex, Peregrine, VPT, Syfer, Eurofarad, Texas Instruments, MS Kennedy, Miteq, Cobham, E2V, MA-COM, Hittite, Mini-Circuits, General Dynamics и др.);

Компания «Океан Электроники» является официальным дистрибьютором и эксклюзивным представителем в России одного из крупнейших производителей разъемов военного и аэрокосмического назначения «**JONHON**», а так же официальным дистрибьютором и эксклюзивным представителем в России производителя высокотехнологичных и надежных решений для передачи СВЧ сигналов «**FORSTAR**».



JONHON

«**JONHON**» (основан в 1970 г.)

Разъемы специального, военного и аэрокосмического назначения:

(Применяются в военной, авиационной, аэрокосмической, морской, железнодорожной, горно- и нефтедобывающей отраслях промышленности)

«**FORSTAR**» (основан в 1998 г.)

ВЧ соединители, коаксиальные кабели,
кабельные сборки и микроволновые компоненты:

(Применяются в телекоммуникациях гражданского и специального назначения, в средствах связи, РЛС, а так же военной, авиационной и аэрокосмической отраслях промышленности).



Телефон: 8 (812) 309-75-97 (многоканальный)

Факс: 8 (812) 320-03-32

Электронная почта: ocean@oceanchips.ru

Web: <http://oceanchips.ru/>

Адрес: 198099, г. Санкт-Петербург, ул. Калинина, д. 2, корп. 4, лит. А