

**SURFACE MOUNT GPP
TRANSIENT VOLTAGE SUPPRESSOR
1500 WATT PEAK POWER 6.5 WATTS STEADY STATE**

FEATURES

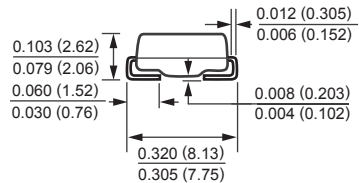
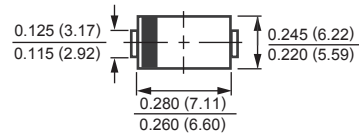
- * Plastic package has underwriters laboratory
- * Glass passivated chip construction
- * 1500 watt surge capability at 1ms
- * Excellent clamping capability
- * Low zener impedance
- * Fast response time

MAXIMUM RATINGS AND ELECTRICAL CHARACTERISTICS

Ratings at 25 °C ambient temperature unless otherwise specified.



DO-214AB



Dimensions in inches and (millimeters)

DEVICES FOR BIPOLAR APPLICATIONS

For Bidirectional use C or CA suffix for types TFMCJ5.0 thru TFMCJ170

Electrical characteristics apply in both direction

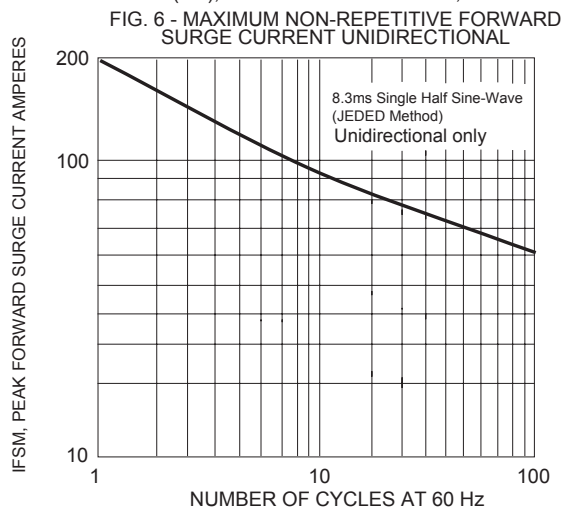
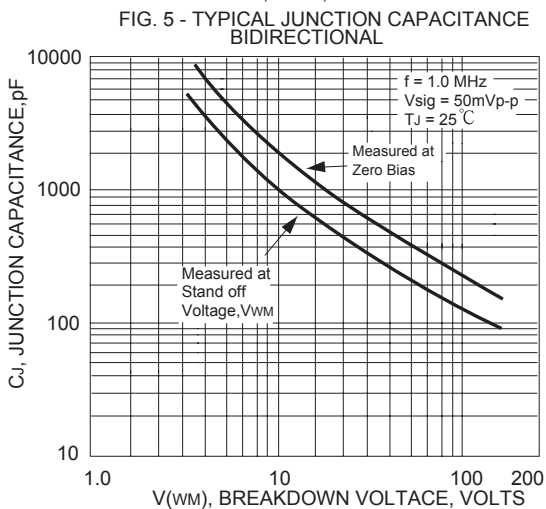
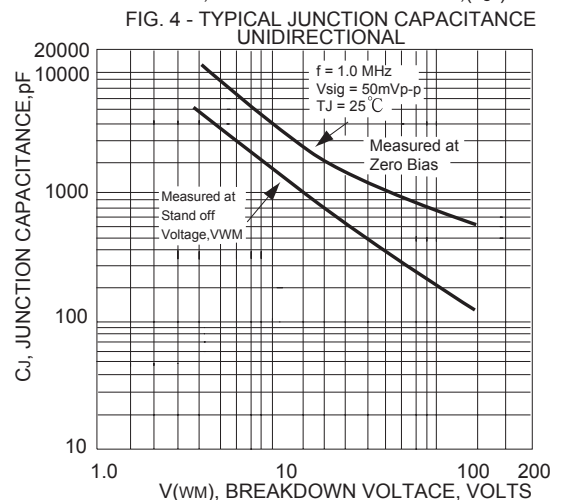
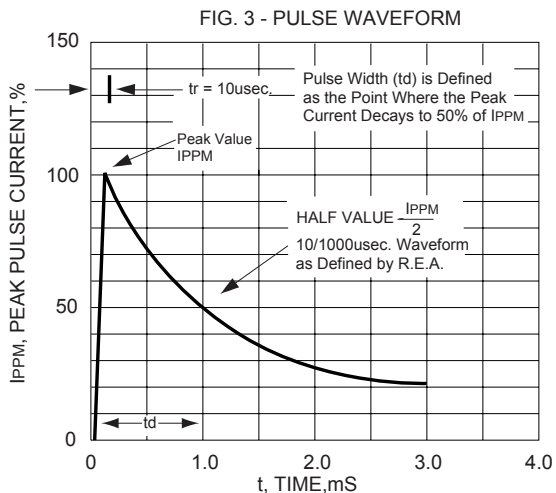
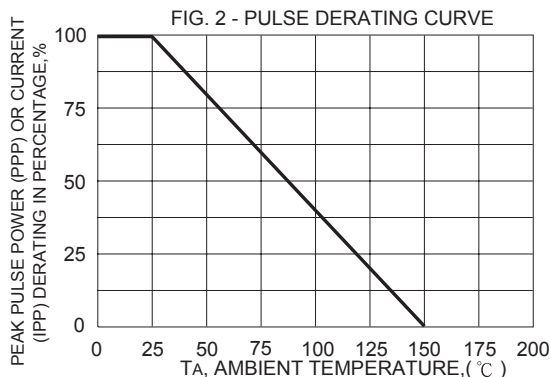
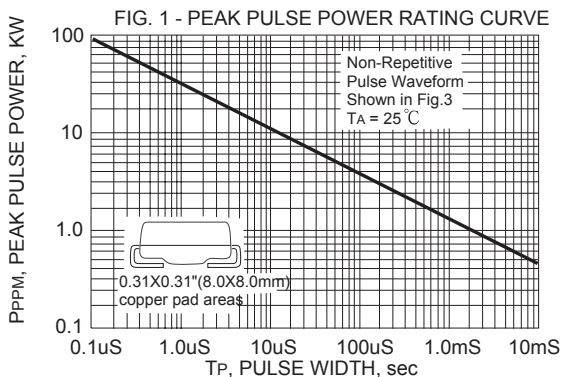
MAXIMUM RATINGS (At TA = 25°C unless otherwise noted)

| RATINGS | SYMBOL | VALUE | UNITS |
|---|----------|--------------|-------|
| Peak Power Dissipation with a 10/1000uS (Note 1,2, Fig.1) | PPPM | Minimum 1500 | Watts |
| Peak Pulse Current with a 10/1000uS waveform (Note 1, Fig.3) | IPPM | SEE TABLE 1 | Amps |
| Steady State Power Dissipation at TL = 75°C (Note 2) | PM(AV) | 6.5 | Watts |
| Peak Forward Surge Current 8.3mS single half sine-wave superimposed on rated load (JEDEC method) (Note 3,4) unidirectional only | IFSM | 200 | Amps |
| Maximum Instantaneous Forward Voltage at 100A for unidirectional only | VF | SEE NOTE 5 | Volts |
| Operating and Storage Temperature Range | TJ, TSTG | -55 to + 150 | °C |
| Thermal Resistance Junction to Ambient Air | RqJA | 75 | °C/W |
| Thermal Resistance Junction to Leads | RqJL | 15 | °C/W |

NOTES :

1. Non-repetitive current pulse, per Fig.3 and derated above TA = 25°C per Fig.2.
2. Mounted on 0.31 X 0.31" (8.0 X 8.0mm) copper pad to each terminal.
3. Lead temperature at TL = 25°C
4. Measured on 8.3mS single half sine-wave duty cycle = 4 pules per minute maximum.
5. Vf = 3.5V on TFMCJ-5.0 thru TFMCJ-90 devices and Vf = 5.0V on TFMCJ-100 thru TFMCJ-170 devices.
- 6."Fully ROHS compliant", "100% Sn plating(Pb-free).

RATING AND CHARACTERISTIC CURVES (TFMCJ5.0 THRU TFMCJ170CA)



TRANSIENT VOLTAGE SUPPRESSORS

1500W SERIES TVS DIODES/DO-214AB (CASE 4) 1500W

| Rectron Industry No. | Rectron House No. | Breakdown Voltage | | | Reverse Stand off Voltage VWM (Volts) | Maximum Reverse Leakage at VWM ID(uA) | Maximum Peak Pulse Current IPPM (Amps) | Maximum Clamping Voltage at IPPM VC (Volts) |
|----------------------|-------------------|-------------------|------|----------|---------------------------------------|---------------------------------------|--|---|
| | | VBR (Volts) | | @IT (mA) | | | | |
| | | MIN. | MAX. | | | | | |
| SMCJ5.0 | TFMCJ5.0 | 6.40 | 7.82 | 10 | 5.0 | 1000 | 156.3 | 9.6 |
| SMCJ5.0A | TFMCJ5.0A | 6.40 | 7.07 | 10 | 5.0 | 1000 | 163.0 | 9.2 |
| SMCJ6.0 | TFMCJ6.0 | 6.67 | 8.15 | 10 | 6.0 | 1000 | 131.6 | 11.4 |
| SMCJ6.0A | TFMCJ6.0A | 6.67 | 7.37 | 10 | 6.0 | 1000 | 145.6 | 10.3 |
| SMCJ6.5 | TFMCJ6.5 | 7.22 | 8.82 | 10 | 6.5 | 500.0 | 122.0 | 12.3 |
| SMCJ6.5A | TFMCJ6.5A | 7.22 | 7.98 | 10 | 6.5 | 500.0 | 133.9 | 11.2 |
| SMCJ7.0 | TFMCJ7.0 | 7.78 | 9.51 | 10 | 7.0 | 200.0 | 112.8 | 13.3 |
| SMCJ7.0A | TFMCJ7.0A | 7.78 | 8.60 | 10 | 7.0 | 200.0 | 125.0 | 12.0 |
| SMCJ7.5 | TFMCJ7.5 | 8.33 | 10.2 | 10 | 7.5 | 100.0 | 104.9 | 14.3 |
| SMCJ7.5A | TFMCJ7.5A | 8.33 | 9.21 | 1.0 | 7.5 | 100.0 | 116.3 | 12.9 |
| SMCJ8.0 | TFMCJ8.0 | 8.89 | 10.9 | 1.0 | 8.0 | 50.0 | 100.0 | 15.0 |
| SMCJ8.0A | TFMCJ8.0A | 8.89 | 9.83 | 1.0 | 8.0 | 50.0 | 110.3 | 13.6 |
| SMCJ8.5 | TFMCJ8.5 | 9.44 | 11.5 | 1.0 | 8.5 | 25 | 94.3 | 15.9 |
| SMCJ8.5A | TFMCJ8.5A | 9.44 | 10.4 | 1.0 | 8.5 | 25 | 104.2 | 14.4 |
| SMCJ9.0 | TFMCJ9.0 | 10.0 | 12.2 | 1.0 | 9.0 | 10 | 88.8 | 16.9 |
| SMCJ9.0A | TFMCJ9.0A | 10.0 | 11.1 | 1.0 | 9.0 | 10 | 97.4 | 15.4 |
| SMCJ10 | TFMCJ10 | 11.1 | 13.6 | 1.0 | 10.0 | 5.0 | 79.8 | 18.8 |
| SMCJ10A | TFMCJ10A | 11.1 | 12.3 | 1.0 | 10.0 | 5.0 | 88.2 | 17.0 |
| SMCJ11 | TFMCJ11 | 12.2 | 14.9 | 1.0 | 11.0 | 5.0 | 74.6 | 20.1 |
| SMCJ11A | TFMCJ11A | 12.2 | 13.5 | 1.0 | 11.0 | 5.0 | 82.4 | 18.2 |
| SMCJ12 | TFMCJ12 | 13.3 | 16.3 | 1.0 | 12.0 | 5.0 | 68.2 | 22.0 |
| SMCJ12A | TFMCJ12A | 13.3 | 14.7 | 1.0 | 12.0 | 5.0 | 75.4 | 19.9 |
| SMCJ13 | TFMCJ13 | 14.4 | 17.6 | 1.0 | 13.0 | 5.0 | 63.0 | 23.8 |
| SMCJ13A | TFMCJ13A | 14.4 | 15.9 | 1.0 | 13.0 | 5.0 | 69.8 | 21.5 |
| SMCJ14 | TFMCJ14 | 15.6 | 19.1 | 1.0 | 14.0 | 5.0 | 58.1 | 25.8 |
| SMCJ14A | TFMCJ14A | 15.6 | 17.2 | 1.0 | 14.0 | 5.0 | 64.7 | 23.2 |
| SMCJ15 | TFMCJ15 | 16.7 | 20.4 | 1.0 | 15.0 | 5.0 | 55.8 | 26.9 |
| SMCJ15A | TFMCJ15A | 16.7 | 18.5 | 1.0 | 15.0 | 5.0 | 61.5 | 24.4 |
| SMCJ16 | TFMCJ16 | 17.8 | 21.8 | 1.0 | 16.0 | 5.0 | 52.1 | 28.8 |
| SMCJ16A | TFMCJ16A | 17.8 | 19.7 | 1.0 | 16.0 | 5.0 | 57.7 | 26.0 |
| SMCJ17 | TFMCJ17 | 18.9 | 23.1 | 1.0 | 17.0 | 5.0 | 49.2 | 30.5 |
| SMCJ17A | TFMCJ17A | 18.9 | 20.9 | 1.0 | 17.0 | 5.0 | 54.3 | 27.6 |
| SMCJ18 | TFMCJ18 | 20.0 | 24.4 | 1.0 | 18.0 | 5.0 | 46.6 | 32.2 |
| SMCJ18A | TFMCJ18A | 20.0 | 22.1 | 1.0 | 18.0 | 5.0 | 51.4 | 29.2 |
| SMCJ20 | TFMCJ20 | 22.2 | 27.1 | 1.0 | 20.0 | 5.0 | 41.9 | 35.8 |
| SMCJ20A | TFMCJ20A | 22.2 | 24.5 | 1.0 | 20.0 | 5.0 | 46.3 | 32.4 |
| SMCJ22 | TFMCJ22 | 24.4 | 29.8 | 1.0 | 22.0 | 5.0 | 38.1 | 39.4 |
| SMCJ22A | TFMCJ22A | 24.4 | 26.9 | 1.0 | 22.0 | 5.0 | 42.3 | 35.5 |
| SMCJ24 | TFMCJ24 | 26.7 | 32.6 | 1.0 | 24.0 | 5.0 | 34.9 | 43.0 |
| SMCJ24A | TFMCJ24A | 26.7 | 29.5 | 1.0 | 24.0 | 5.0 | 38.6 | 38.9 |
| SMCJ26 | TFMCJ26 | 28.9 | 35.3 | 1.0 | 26.0 | 5.0 | 32.2 | 46.6 |
| SMCJ26A | TFMCJ26A | 28.9 | 31.9 | 1.0 | 26.0 | 5.0 | 35.6 | 42.1 |
| SMCJ28 | TFMCJ28 | 31.1 | 38.0 | 1.0 | 28.0 | 5.0 | 30.0 | 50.1 |
| SMCJ28A | TFMCJ28A | 31.1 | 34.4 | 1.0 | 28.0 | 5.0 | 33.0 | 45.4 |
| SMCJ30 | TFMCJ30 | 33.3 | 40.7 | 1.0 | 30.0 | 5.0 | 28.0 | 53.5 |
| SMCJ30A | TFMCJ30A | 33.3 | 36.8 | 1.0 | 30.0 | 5.0 | 31.0 | 48.4 |
| SMCJ33 | TFMCJ33 | 36.7 | 44.9 | 1.0 | 33.0 | 5.0 | 25.4 | 59.0 |
| SMCJ33A | TFMCJ33A | 36.7 | 40.6 | 1.0 | 33.0 | 5.0 | 28.1 | 53.3 |
| SMCJ36 | TFMCJ36 | 40.0 | 48.9 | 1.0 | 36.0 | 5.0 | 23.3 | 64.3 |
| SMCJ36A | TFMCJ36A | 40.0 | 44.2 | 1.0 | 36.0 | 5.0 | 25.8 | 58.1 |

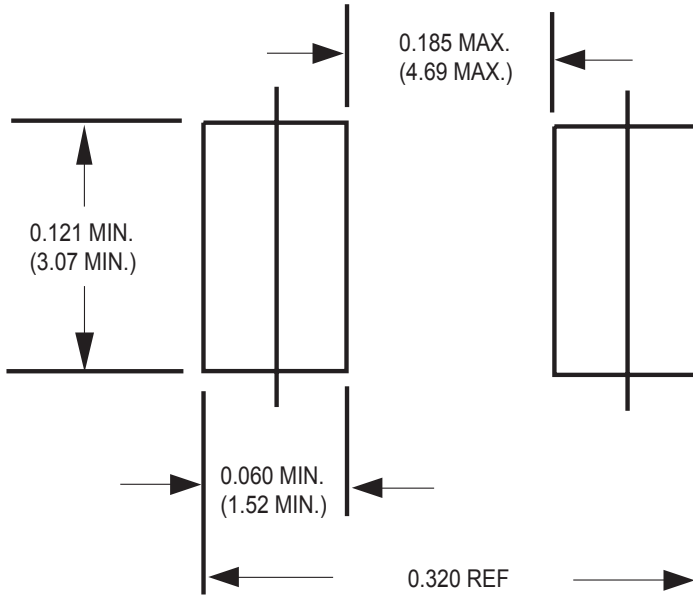
TRANSIENT VOLTAGE SUPPRESSORS

1500W SERIES TVS DIODES/DO-214AB (CASE 4) 1500W

| Rectron Industry No. | Rectron House No. | Breakdown Voltage | | | Reverse Stand off Voltage V _{WM} (Volts) | Maximum Reverse Leakage at V _{WM} I _D (uA) | Maximum Peak Pulse Current IPPM (Amps) | Maximum Clamping Voltage at IPPM V _C (Volts) |
|----------------------|-------------------|-------------------------|------|----------------------|---|--|--|---|
| | | V _{BR} (Volts) | | @I _T (mA) | | | | |
| | | MIN. | MAX. | | | | | |
| SMCJ40 | TFMCJ40 | 44.4 | 54.3 | 1.0 | 40 | 5.0 | 21.0 | 71.4 |
| SMCJ40A | TFMCJ40A | 44.4 | 49.1 | 1.0 | 40 | 5.0 | 23.3 | 64.5 |
| SMCJ43 | TFMCJ43 | 47.8 | 58.4 | 1.0 | 43 | 5.0 | 19.6 | 76.7 |
| SMCJ43A | TFMCJ43A | 47.8 | 52.8 | 1.0 | 43 | 5.0 | 21.6 | 69.4 |
| SMCJ45 | TFMCJ45 | 50.0 | 61.1 | 1.0 | 45 | 5.0 | 18.7 | 80.3 |
| SMCJ45A | TFMCJ45A | 50.0 | 55.3 | 1.0 | 45 | 5.0 | 20.6 | 72.7 |
| SMCJ48 | TFMCJ48 | 53.3 | 65.1 | 1.0 | 48 | 5.0 | 17.5 | 85.5 |
| SMCJ48A | TFMCJ48A | 53.3 | 58.9 | 1.0 | 48 | 5.0 | 19.4 | 77.4 |
| SMCJ51 | TFMCJ51 | 56.7 | 69.3 | 1.0 | 51 | 5.0 | 16.5 | 91.1 |
| SMCJ51A | TFMCJ51A | 56.7 | 62.7 | 1.0 | 51 | 5.0 | 18.2 | 82.4 |
| SMCJ54 | TFMCJ54 | 60.0 | 73.3 | 1.0 | 54 | 5.0 | 15.6 | 96.3 |
| SMCJ54A | TFMCJ54A | 60.0 | 66.3 | 1.0 | 54 | 5.0 | 17.2 | 87.1 |
| SMCJ58 | TFMCJ58 | 64.4 | 78.7 | 1.0 | 58 | 5.0 | 14.6 | 103 |
| SMCJ58A | TFMCJ58A | 64.4 | 71.2 | 1.0 | 58 | 5.0 | 16.0 | 93 |
| SMCJ60 | TFMCJ60 | 66.7 | 81.5 | 1.0 | 60 | 5.0 | 14.0 | 107 |
| SMCJ60A | TFMCJ60A | 66.7 | 73.7 | 1.0 | 60 | 5.0 | 15.5 | 96 |
| SMCJ64 | TFMCJ64 | 71.1 | 86.9 | 1.0 | 64 | 5.0 | 13.2 | 114 |
| SMCJ64A | TFMCJ64A | 71.1 | 78.6 | 1.0 | 64 | 5.0 | 14.6 | 103 |
| SMCJ70 | TFMCJ70 | 77.8 | 95.1 | 1.0 | 70 | 5.0 | 12.0 | 125 |
| SMCJ70A | TFMCJ70A | 77.8 | 86.0 | 1.0 | 70 | 5.0 | 13.3 | 113 |
| SMCJ75 | TFMCJ75 | 83.3 | 102 | 1.0 | 75 | 5.0 | 11.2 | 134 |
| SMCJ75A | TFMCJ75A | 83.3 | 92.1 | 1.0 | 75 | 5.0 | 12.4 | 121 |
| SMCJ78 | TFMCJ78 | 86.7 | 106 | 1.0 | 78 | 5.0 | 10.8 | 139 |
| SMCJ78A | TFMCJ78A | 86.7 | 95.8 | 1.0 | 78 | 5.0 | 11.9 | 126 |
| SMCJ85 | TFMCJ85 | 94.4 | 115 | 1.0 | 85 | 5.0 | 9.9 | 151 |
| SMCJ85A | TFMCJ85A | 94.4 | 104 | 1.0 | 85 | 5.0 | 10.9 | 137 |
| SMCJ90 | TFMCJ90 | 100 | 122 | 1.0 | 90 | 5.0 | 9.4 | 160 |
| SMCJ90A | TFMCJ90A | 100 | 111 | 1.0 | 90 | 5.0 | 10.3 | 146 |
| SMCJ100 | TFMCJ100 | 111 | 136 | 1.0 | 100 | 5.0 | 8.4 | 179 |
| SMCJ100A | TFMCJ100A | 111 | 123 | 1.0 | 100 | 5.0 | 9.3 | 162 |
| SMCJ110 | TFMCJ110 | 122 | 149 | 1.0 | 110 | 5.0 | 7.7 | 196 |
| SMCJ110A | TFMCJ110A | 122 | 135 | 1.0 | 110 | 5.0 | 8.5 | 177 |
| SMCJ120 | TFMCJ120 | 133 | 163 | 1.0 | 120 | 5.0 | 7.0 | 214 |
| SMCJ120A | TFMCJ120A | 133 | 147 | 1.0 | 120 | 5.0 | 7.8 | 193 |
| SMCJ130 | TFMCJ130 | 144 | 176 | 1.0 | 130 | 5.0 | 6.5 | 231 |
| SMCJ130A | TFMCJ130A | 144 | 159 | 1.0 | 130 | 5.0 | 7.2 | 209 |
| SMCJ150 | TFMCJ150 | 167 | 204 | 1.0 | 150 | 5.0 | 5.6 | 268 |
| SMCJ150A | TFMCJ150A | 167 | 185 | 1.0 | 150 | 5.0 | 6.2 | 243 |
| SMCJ160 | TFMCJ160 | 178 | 218 | 1.0 | 160 | 5.0 | 5.2 | 287 |
| SMCJ160A | TFMCJ160A | 178 | 197 | 1.0 | 160 | 5.0 | 5.8 | 259 |
| SMCJ170 | TFMCJ170 | 189 | 231 | 1.0 | 170 | 5.0 | 4.9 | 304 |
| SMCJ170A | TFMCJ170A | 189 | 209 | 1.0 | 170 | 5.0 | 5.5 | 275 |

- Notes :
1. V_{BR} measured after I_T applied for 300ms. I_T = square pulse or equivalent.
 2. For bidirectional use C or CA suffixs for all types (ex. SMCJ5.0C, SMCJ170CA) electrical characteristics apply in both directions.
 3. For bidirectional types having V_{WM} of 10 volts and less, the I_D limit is doubled.
 4. All devices UL listed file# E211196.

Mounting Pad Layout



Dimensions in inches and (millimeters)

DISCLAIMER NOTICE

Rectron Inc reserves the right to make changes without notice to any product specification herein, to make corrections, modifications, enhancements or other changes. Rectron Inc or anyone on its behalf assumes no responsibility or liability for any errors or inaccuracies. Data sheet specifications and its information contained are intended to provide a product description only. "Typical" parameters which may be included on RECTRON data sheets and/ or specifications can and do vary in different applications and actual performance may vary over time. Rectron Inc does not assume any liability arising out of the application or use of any product or circuit.

Rectron products are not designed, intended or authorized for use in medical, life-saving implant or other applications intended for life-sustaining or other related applications where a failure or malfunction of component or circuitry may directly or indirectly cause injury or threaten a life without expressed written approval of Rectron Inc. Customers using or selling Rectron components for use in such applications do so at their own risk and shall agree to fully indemnify Rectron Inc and its subsidiaries harmless against all claims, damages and expenditures.

Компания «Океан Электроники» предлагает заключение долгосрочных отношений при поставках импортных электронных компонентов на взаимовыгодных условиях!

Наши преимущества:

- Поставка оригинальных импортных электронных компонентов напрямую с производств Америки, Европы и Азии, а так же с крупнейших складов мира;
- Широкая линейка поставок активных и пассивных импортных электронных компонентов (более 30 млн. наименований);
- Поставка сложных, дефицитных, либо снятых с производства позиций;
- Оперативные сроки поставки под заказ (от 5 рабочих дней);
- Экспресс доставка в любую точку России;
- Помощь Конструкторского Отдела и консультации квалифицированных инженеров;
- Техническая поддержка проекта, помощь в подборе аналогов, поставка прототипов;
- Поставка электронных компонентов под контролем ВП;
- Система менеджмента качества сертифицирована по Международному стандарту ISO 9001;
- При необходимости вся продукция военного и аэрокосмического назначения проходит испытания и сертификацию в лаборатории (по согласованию с заказчиком);
- Поставка специализированных компонентов военного и аэрокосмического уровня качества (Xilinx, Altera, Analog Devices, Intersil, Interpoint, Microsemi, Actel, Aeroflex, Peregrine, VPT, Syfer, Eurofarad, Texas Instruments, MS Kennedy, Miteq, Cobham, E2V, MA-COM, Hittite, Mini-Circuits, General Dynamics и др.);

Компания «Океан Электроники» является официальным дистрибьютором и эксклюзивным представителем в России одного из крупнейших производителей разъемов военного и аэрокосмического назначения «JONHON», а так же официальным дистрибьютором и эксклюзивным представителем в России производителя высокотехнологичных и надежных решений для передачи СВЧ сигналов «FORSTAR».



JONHON

«JONHON» (основан в 1970 г.)

Разъемы специального, военного и аэрокосмического назначения:

(Применяются в военной, авиационной, аэрокосмической, морской, железнодорожной, горно- и нефтедобывающей отраслях промышленности)

«FORSTAR» (основан в 1998 г.)

ВЧ соединители, коаксиальные кабели, кабельные сборки и микроволновые компоненты:

(Применяются в телекоммуникациях гражданского и специального назначения, в средствах связи, РЛС, а так же военной, авиационной и аэрокосмической отраслях промышленности).



Телефон: 8 (812) 309-75-97 (многоканальный)

Факс: 8 (812) 320-03-32

Электронная почта: ocean@oceanchips.ru

Web: <http://oceanchips.ru/>

Адрес: 198099, г. Санкт-Петербург, ул. Калинина, д. 2, корп. 4, лит. А