

## Features

- 30 Watt PCB mount package
- Universal input voltage range
- 3000VAC / 1 minute isolation
- Low output ripple and noise
- Short circuit protected
- Triple output with independent outputs
- UL certified, CE marked

## Regulated Converter

**RECOM**  
AC/DC Converter

## RAC30-A

30 Watt  
Single,  
Dual, Double,  
Triple Output



### Description

UL certified switching AC/DC power module for PCB, screw terminal connection or DIN-rail mounting.

Consider **RACM30-ER** series for new designs

### Selection Guide

Part Number	Input Voltage Range [VAC]	Output Voltage [VDC]	Output Current [mA]	Efficiency typ <sup>(1)</sup> [%]	Max. Capacitive Load [μF]
RAC30-3.3SA <sup>(2,3)</sup>	90-264	3.3	6000	75	80000
RAC30-05SA <sup>(2,3)</sup>	90-264	5	6000	79	70000
RAC30-12SA <sup>(2,3)</sup>	90-264	12	2500	82	14000
RAC30-15SA <sup>(2,3)</sup>	90-264	15	2000	82	11000
RAC30-24SA <sup>(2,3)</sup>	90-264	24	1250	82	5900
RAC30-05DA <sup>(2,3)</sup>	90-264	±5	±3000	79	±50000
RAC30-12DA <sup>(2,3)</sup>	90-264	±12	±1250	82	±14000
RAC30-15DA <sup>(2,3)</sup>	90-264	±15	±1000	80	±10000
RAC30-0512DA <sup>(2,3)</sup>	90-264	5/12	3000/1250	79	13200/6400
RAC30-0512TA <sup>(2,3)</sup>	90-264	5/±12	3000/±630	79	15000/±5400
RAC30-0515TA <sup>(2,3)</sup>	90-264	5/±15	3000/±500	78	10000/±3200

#### Notes:

Note1: Efficiency is tested at nominal input and full load at +25°C ambient

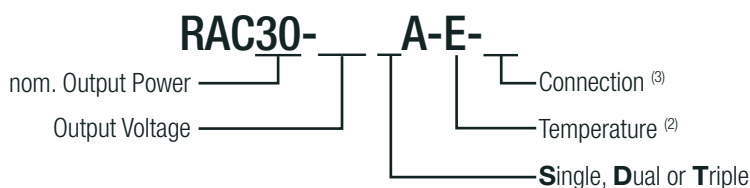


**UL**®  
E196683



UL60950-1 certified  
CSA C22.2 No. 60950-1-07 certified  
EN60950-1 certified  
EN55032 compliant  
EN55024 compliant

### Model Numbering



#### Notes:

Note2: with suffix "-E" for -40°C to +70°C operating temperature range  
without suffix standard operating temperature range (-25°C to +70°C)

Note3: no suffix for standard package (THT)  
add suffix "ST" for screw terminal module

#### Ordering Examples:

RAC30-05SA	30 Watt	5Vout	Single Output	standard Temperature	THT
RAC30-05DA-E	30 Watt	±5Vout	Dual Output	extended Temperature	THT
RAC30-0512TA-ST	30 Watt	5/±12Vout	Triple Output	standard Temperature	Screw Terminal
RAC30-15SA-E-ST	30 Watt	15Vout	Single Output	extended Temperature	Screw Terminal

**Specifications** (measured @ Ta= 25°C, nom. Vin, full load and after warm-up unless otherwise stated)

BASIC CHARACTERISTICS					
Parameter	Condition		Min.	Typ.	Max.
Input Voltage Range <sup>(4)</sup>	nom. Vin = 230VAC		90VAC 120VDC	230VAC	264VAC 370VDC
Input Current	115VAC 230VAC				520mA 320mA
Inrush Current	2ms max., cold start	115VAC	standard with suffix "-E"		10A 23A
		230VAC	standard with suffix "-E"		20A 46A
No load Power Consumption	115VAC/230VAC				2.58W
Input Frequency Range	AC Input		47Hz		440Hz
Hold-up Time			15ms		
Minimum Load	Single Dual Double, Triple		5%(3.3Vout), 8%(5Vout), 2%(12Vout,15Vout,24Vout) 2%(±5Vout), 3%(±12Vout), 1%(±15Vout) 20%		
Internal Operating Frequency				100kHz	
Output Ripple and Noise <sup>(5)</sup>	20MHz BW	Noise Ripple	<0.5% Vout + 50mVp-p max. <0.2% Vout + 40mVp-p max.		
<b>Notes:</b>					
Note4: The products were submitted for safety files at AC-Input operation					
Note5: Measurements are made with a 0.1µF and 47µF MLCC in parallel across output (low ESR)					

REGULATIONS			
Parameter	Condition		Value
Output Accuracy			±2.0% typ.
Line Regulation <sup>(6)</sup>	low line to high line	Single, Dual Triple	±1.0% typ. ±1.0% typ. (+5Vout) / ±5.0 typ. (±Vout)
Load Regulation <sup>(7)</sup>	5% to 100% load	Single	1.0% typ.
		Dual Triple	3.0% typ. 2.0% typ. (+5Vout) / 6.0 typ. (±Vout)
<b>Notes:</b>			
Note6: Triple output version has +/- Vout common that isn't connected to +5V return pin internally			
Note7: Operation below 5% load will not harm the converter, but specifications may not be met			

PROTECTIONS			
Parameter	Type		Value
Short Circuit Protection (SCP)			Hiccup mode, auto recovery
Over Voltage Protection (OVP)			zener diode clamp
Isolation Voltage	I/P to O/P	tested for 1 minute	3kVAC
Isolation Resistance			100MΩ max.
Leakage Current			0.75mA max.
continued on next page			

### Specifications (measured @ $T_a = 25^\circ\text{C}$ , nom. $V_{in}$ , full load and after warm-up unless otherwise stated)

#### Notes:

Note8: Refer to local safety regulations if input over-current protection is also required. Recommended fuse: slow blow type

Note9: An external MOV is recommended. The varistor should comply with IEC-61051-2. e.g. 14S471K series

#### Protection Circuit



#### ENVIRONMENTAL

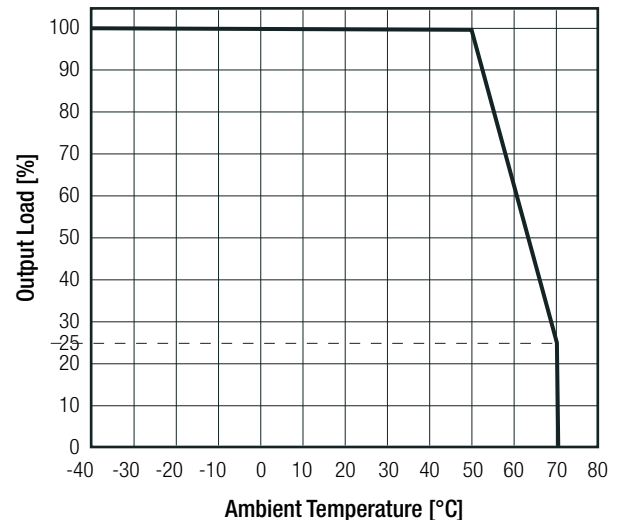
Parameter	Condition		Value
Operating Temperature Range	@ natural convection 0.1m/s	standard	-25°C to +70°C
		with suffix "-E"	-40°C to +70°C
Temperature Coefficient			±0.02%/K typ.
Operating Humidity			95% RH max.
MTBF	according to MIL-HDBK-217F, G.B.	+25°C	>200 x 10 <sup>3</sup> hours

#### Derating Graph

(@ Chamber and natural convection 0.1m/s)

standard

with suffix „-E“



#### SAFETY AND CERTIFICATIONS

Certificate Type (Safety)	Report / File Number	Standard
Information Technology Equipment, General Requirements for Safety	E196683	UL60950-1, 2nd Edition, 2007 CAN/CSA-C22.2 No. 60950-1-07, 2nd Edition, 2007
Information Technology Equipment, General Requirements for Safety		EN60950-1:2006 + A2:2013
EAC Safety of Low Voltage Equipment	RU-AT.49.09571	TP TC 004/2011
RoHS2+		RoHS-2011/65/EU + AM-2015/863

EMC Compliance	Condition	Standard / Criterion
Electromagnetic compatibility of multimedia equipment – Emission Requirements		EN55032:2015, Class B
Information technology equipment - Immunity characteristics - Limits and methods of measurement		EN55024:2010 + A1:2015
Limits for harmonic current emissions		EN61000-3-2, 2014
Limitation of voltage fluctuations/flicker in low-voltage systems		EN61000-3-3, 2013

**Specifications** (measured @ Ta= 25°C, nom. Vin, full load and after warm-up unless otherwise stated)

**DIMENSION AND PHYSICAL CHARACTERISTICS**

Parameter	Type	Value
Material	case	epoxy with fibreglass (UL94V-0)
Dimension (LxWxH)	standard with suffix "-ST"	89.0 x 64.1 x 25.0mm 111.9 x 64.6 x 30.6mm
Weight	standard with suffix "-ST"	230g typ. 305g typ.

**Dimension Drawing (mm)**




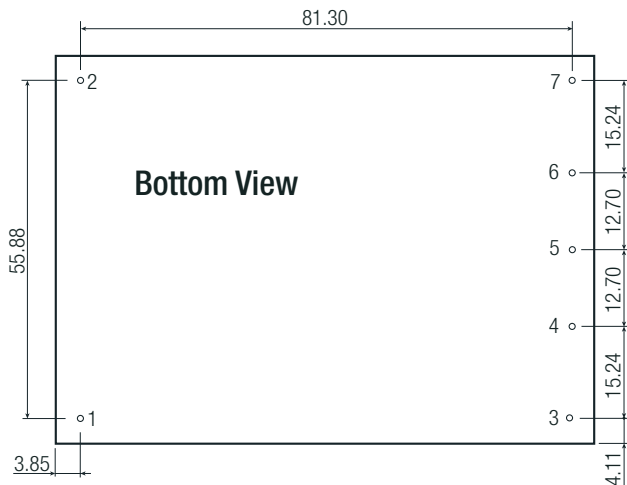
**Pin Connections**

Pin #	Single	Dual	Double	Triple
1	VAC in (N)	VAC in (N)	VAC in (N)	VAC in (N)
2	VAC in (L)	VAC in (L)	VAC in (L)	VAC in (L)
3	+Vout	+Vout	+12Vout	+Vout
4	no Pin	no Pin	+5Vout	+5Vout
5	-Vout	Com	+12V Rth	Vout Com
6	no Pin	no Pin	+5V Rth	+5V Rth
7	NC	-Vout	no Pin	-Vout

Tolerance: xx.x= ±0.5mm  
xx.xx= ±0.25mm



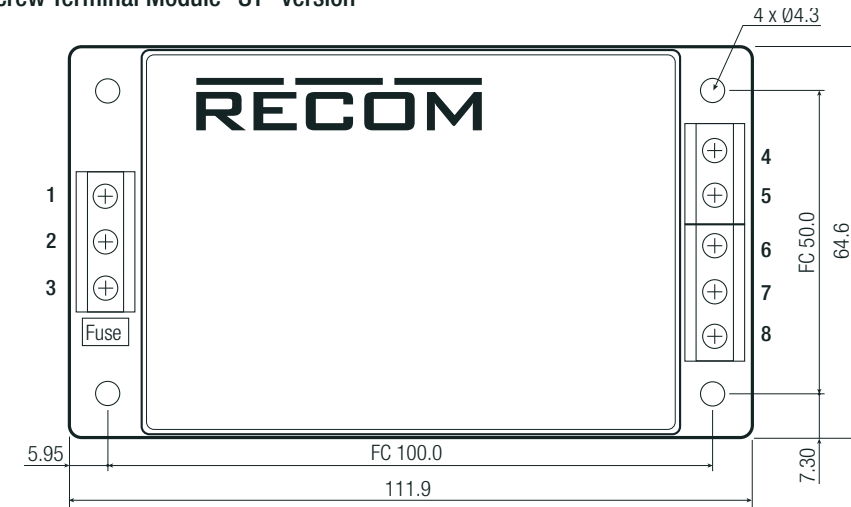
**Recommended Footprint Details**



continued on next page

**Specifications** (measured @ Ta= 25°C, nom. Vin, full load and after warm-up unless otherwise stated)

### Screw Terminal Module "ST" version



removable DIN RAIL Mounting Bracket



### Screw terminal information

#	Single	Dual	Double	Triple
1	NC	NC	NC	NC
2	VAC in (N)	VAC in (N)	VAC in (N)	VAC in (N)
3	VAC in (L)	VAC in (L)	VAC in (L)	VAC in (L)
4	+Vout	+Vout	+12Vout	+Vout
5	NC	NC	+5Vout	+5Vout
6	-Vout	Com	+12V Rth	Com
7	NC	NC	+5V Rth	+5V Rth
8	NC	-Vout	NC	-Vout

7.5mm Pitch  
 suitable wire: 24-12AWG (0.5-2.5mm<sup>2</sup>)  
 wire stripping length: 7mm typ.  
 recommended tightening torque: 0.5Nm

NC = No Connection  
 FC = Fixing Centers  
 Tolerance: xx.x= ±0.5mm  
 xx.xx= ±0.25mm

### PACKAGING INFORMATION

Parameter	Type		Value
Packaging Dimension (LxWxH)	cardboard box	standard	260.0 x 70.0 x 42.0mm
		with suffix "-ST"	119.0 x 64.0 x 54.0mm
Packaging Quantity	standard		2pcs
	with suffix "-ST"		1pcs
Storage Temperature Range			-40°C to +85°C
Storage Humidity	non-condensing		95% RH

The product information and specifications may be subject to changes even without prior written notice. The product has been designed for various applications; its suitability lies in the responsibility of each customer. The products are not authorized for use in safety-critical applications without RECOM's explicit written consent. A safety-critical application is an application where a failure may reasonably be expected to endanger or cause loss of life, inflict bodily harm or damage property. The applicant shall indemnify and hold harmless RECOM, its affiliated companies and its representatives against any damage claims in connection with the unauthorized use of RECOM products in such safety-critical applications.

Компания «Океан Электроники» предлагает заключение долгосрочных отношений при поставках импортных электронных компонентов на взаимовыгодных условиях!

Наши преимущества:

- Поставка оригинальных импортных электронных компонентов напрямую с производств Америки, Европы и Азии, а так же с крупнейших складов мира;
- Широкая линейка поставок активных и пассивных импортных электронных компонентов (более 30 млн. наименований);
- Поставка сложных, дефицитных, либо снятых с производства позиций;
- Оперативные сроки поставки под заказ (от 5 рабочих дней);
- Экспресс доставка в любую точку России;
- Помощь Конструкторского Отдела и консультации квалифицированных инженеров;
- Техническая поддержка проекта, помощь в подборе аналогов, поставка прототипов;
- Поставка электронных компонентов под контролем ВП;
- Система менеджмента качества сертифицирована по Международному стандарту ISO 9001;
- При необходимости вся продукция военного и аэрокосмического назначения проходит испытания и сертификацию в лаборатории (по согласованию с заказчиком);
- Поставка специализированных компонентов военного и аэрокосмического уровня качества (Xilinx, Altera, Analog Devices, Intersil, Interpoint, Microsemi, Actel, Aeroflex, Peregrine, VPT, Syfer, Eurofarad, Texas Instruments, MS Kennedy, Miteq, Cobham, E2V, MA-COM, Hittite, Mini-Circuits, General Dynamics и др.);

Компания «Океан Электроники» является официальным дистрибьютором и эксклюзивным представителем в России одного из крупнейших производителей разъемов военного и аэрокосмического назначения «JONHON», а так же официальным дистрибьютором и эксклюзивным представителем в России производителя высокотехнологичных и надежных решений для передачи СВЧ сигналов «FORSTAR».



## JONHON

«JONHON» (основан в 1970 г.)

Разъемы специального, военного и аэрокосмического назначения:

(Применяются в военной, авиационной, аэрокосмической, морской, железнодорожной, горно- и нефтедобывающей отраслях промышленности)

«FORSTAR» (основан в 1998 г.)

ВЧ соединители, коаксиальные кабели, кабельные сборки и микроволновые компоненты:

(Применяются в телекоммуникациях гражданского и специального назначения, в средствах связи, РЛС, а так же военной, авиационной и аэрокосмической отраслях промышленности).



Телефон: 8 (812) 309-75-97 (многоканальный)

Факс: 8 (812) 320-03-32

Электронная почта: [ocean@oceanchips.ru](mailto:ocean@oceanchips.ru)

Web: <http://oceanchips.ru/>

Адрес: 198099, г. Санкт-Петербург, ул. Калинина, д. 2, корп. 4, лит. А