

Features

- 30 Watt PCB mount package
- Universal input voltage range
- 3000VAC / 1 minute isolation
- Low output ripple and noise
- Short circuit protected
- Triple output with independent outputs
- UL certified, CE marked

Regulated Converter

RECOM
AC/DC Converter

RAC30-A

30 Watt
Single,
Dual, Double,
Triple Output



Description

UL certified switching AC/DC power module for PCB, screw terminal connection or DIN-rail mounting.

Consider **RACM30-ER** series for new designs

Selection Guide

| Part Number | Input Voltage Range [VAC] | Output Voltage [VDC] | Output Current [mA] | Efficiency typ ⁽¹⁾ [%] | Max. Capacitive Load [μF] |
|-------------------------------|---------------------------|----------------------|---------------------|-----------------------------------|---------------------------|
| RAC30-3.3SA ^(2,3) | 90-264 | 3.3 | 6000 | 75 | 80000 |
| RAC30-05SA ^(2,3) | 90-264 | 5 | 6000 | 79 | 70000 |
| RAC30-12SA ^(2,3) | 90-264 | 12 | 2500 | 82 | 14000 |
| RAC30-15SA ^(2,3) | 90-264 | 15 | 2000 | 82 | 11000 |
| RAC30-24SA ^(2,3) | 90-264 | 24 | 1250 | 82 | 5900 |
| RAC30-05DA ^(2,3) | 90-264 | ±5 | ±3000 | 79 | ±50000 |
| RAC30-12DA ^(2,3) | 90-264 | ±12 | ±1250 | 82 | ±14000 |
| RAC30-15DA ^(2,3) | 90-264 | ±15 | ±1000 | 80 | ±10000 |
| RAC30-0512DA ^(2,3) | 90-264 | 5/12 | 3000/1250 | 79 | 13200/6400 |
| RAC30-0512TA ^(2,3) | 90-264 | 5/±12 | 3000/±630 | 79 | 15000/±5400 |
| RAC30-0515TA ^(2,3) | 90-264 | 5/±15 | 3000/±500 | 78 | 10000/±3200 |

Notes:

Note1: Efficiency is tested at nominal input and full load at +25°C ambient



UL®
E196683



Model Numbering



Notes:

Note2: with suffix "-E" for -40°C to +70°C operating temperature range
without suffix standard operating temperature range (-25°C to +70°C)

Note3: no suffix for standard package (THT)
add suffix "ST" for screw terminal module

Ordering Examples:

| | | | | | |
|-----------------|---------|-----------|---------------|----------------------|----------------|
| RAC30-05SA | 30 Watt | 5Vout | Single Output | standard Temperature | THT |
| RAC30-05DA-E | 30 Watt | ±5Vout | Dual Output | extended Temperature | THT |
| RAC30-0512TA-ST | 30 Watt | 5/±12Vout | Triple Output | standard Temperature | Screw Terminal |
| RAC30-15SA-E-ST | 30 Watt | 15Vout | Single Output | extended Temperature | Screw Terminal |

UL60950-1 certified
CSA C22.2 No. 60950-1-07 certified
EN60950-1 certified
EN55032 compliant
EN55024 compliant

Specifications (measured @ Ta= 25°C, nom. Vin, full load and after warm-up unless otherwise stated)

| BASIC CHARACTERISTICS | | | | | |
|---|----------------------------------|-----------------|---|--------|------------------|
| Parameter | Condition | | Min. | Typ. | Max. |
| Input Voltage Range ⁽⁴⁾ | nom. Vin = 230VAC | | 90VAC 120VDC | 230VAC | 264VAC 370VDC |
| Input Current | 115VAC 230VAC | | | | 520mA 320mA |
| Inrush Current | 2ms max., cold start | 115VAC | standard with suffix "-E" | | 10A 23A |
| | | 230VAC | standard with suffix "-E" | | 20A 46A |
| No load Power Consumption | 115VAC/230VAC | | | | 2.58W |
| Input Frequency Range | AC Input | | 47Hz | | 440Hz |
| Hold-up Time | | | 15ms | | |
| Minimum Load | Single Dual Double, Triple | | 5%(3.3Vout), 8%(5Vout), 2%(12Vout,15Vout,24Vout) 2%(±5Vout), 3%(±12Vout), 1%(±15Vout) 20% | | |
| Internal Operating Frequency | | | | 100kHz | |
| Output Ripple and Noise ⁽⁵⁾ | 20MHz BW | Noise Ripple | <0.5% Vout + 50mVp-p max. <0.2% Vout + 40mVp-p max. | | |
| Notes: | | | | | |
| Note4: The products were submitted for safety files at AC-Input operation | | | | | |
| Note5: Measurements are made with a 0.1µF and 47µF MLCC in parallel across output (low ESR) | | | | | |

| REGULATIONS | | | |
|--|-----------------------|------------------------|---|
| Parameter | Condition | | Value |
| Output Accuracy | | | ±2.0% typ. |
| Line Regulation ⁽⁶⁾ | low line to high line | Single, Dual Triple | ±1.0% typ. ±1.0% typ. (+5Vout) / ±5.0 typ. (±Vout) |
| Load Regulation ⁽⁷⁾ | 5% to 100% load | Single | 1.0% typ. |
| | | Dual Triple | 3.0% typ. 2.0% typ. (+5Vout) / 6.0 typ. (±Vout) |
| Notes: | | | |
| Note6: Triple output version has +/- Vout common that isn't connected to +5V return pin internally | | | |
| Note7: Operation below 5% load will not harm the converter, but specifications may not be met | | | |

| PROTECTIONS | | | |
|--------------------------------|------------|---------------------|----------------------------|
| Parameter | Type | | Value |
| Short Circuit Protection (SCP) | | | Hiccup mode, auto recovery |
| Over Voltage Protection (OVP) | | | zener diode clamp |
| Isolation Voltage | I/P to O/P | tested for 1 minute | 3kVAC |
| Isolation Resistance | | | 100MΩ max. |
| Leakage Current | | | 0.75mA max. |
| continued on next page | | | |

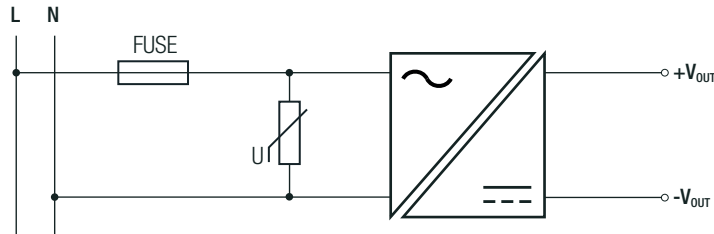
Specifications (measured @ $T_a = 25^\circ\text{C}$, nom. V_{in} , full load and after warm-up unless otherwise stated)

Notes:

Note8: Refer to local safety regulations if input over-current protection is also required. Recommended fuse: slow blow type

Note9: An external MOV is recommended. The varistor should comply with IEC-61051-2. e.g. 14S471K series

Protection Circuit



ENVIRONMENTAL

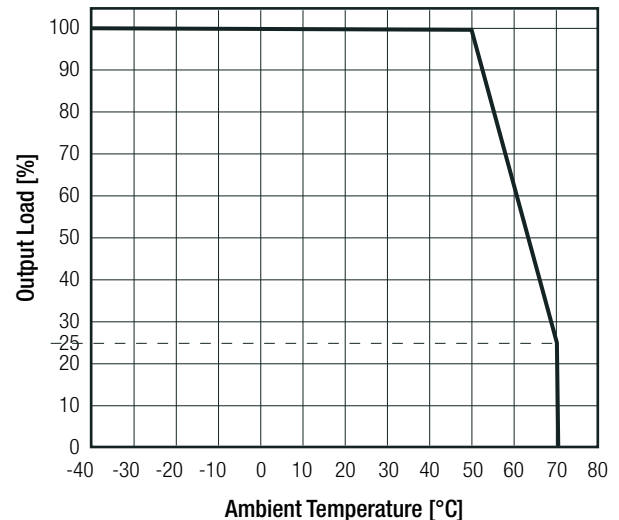
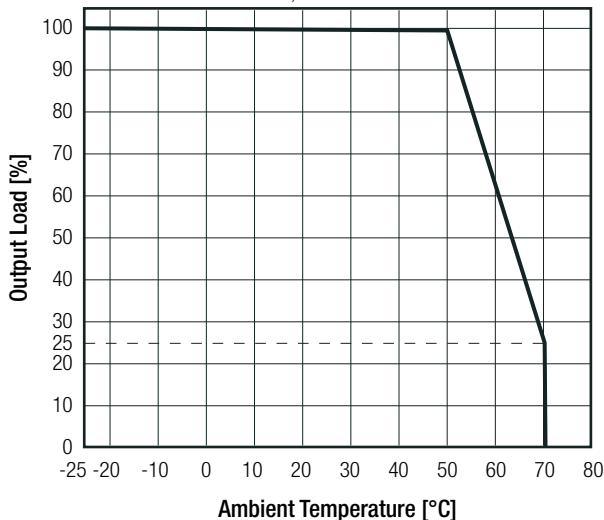
| Parameter | Condition | | Value |
|-----------------------------|----------------------------------|------------------|------------------------------|
| Operating Temperature Range | @ natural convection 0.1m/s | standard | -25°C to +70°C |
| | | with suffix "-E" | -40°C to +70°C |
| Temperature Coefficient | | | ±0.02%/K typ. |
| Operating Humidity | | | 95% RH max. |
| MTBF | according to MIL-HDBK-217F, G.B. | +25°C | >200 x 10 ³ hours |

Derating Graph

(@ Chamber and natural convection 0.1m/s)

standard

with suffix „-E“



SAFETY AND CERTIFICATIONS

| Certificate Type (Safety) | Report / File Number | Standard |
|---|----------------------|---|
| Information Technology Equipment, General Requirements for Safety | E196683 | UL60950-1, 2nd Edition, 2007 CAN/CSA-C22.2 No. 60950-1-07, 2nd Edition, 2007 |
| Information Technology Equipment, General Requirements for Safety | | EN60950-1:2006 + A2:2013 |
| EAC Safety of Low Voltage Equipment | RU-AT.49.09571 | TP TC 004/2011 |
| RoHS2+ | | RoHS-2011/65/EU + AM-2015/863 |

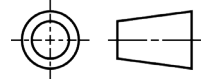
| EMC Compliance | Condition | Standard / Criterion |
|---|-----------|------------------------|
| Electromagnetic compatibility of multimedia equipment – Emission Requirements | | EN55032:2015, Class B |
| Information technology equipment - Immunity characteristics - Limits and methods of measurement | | EN55024:2010 + A1:2015 |
| Limits for harmonic current emissions | | EN61000-3-2, 2014 |
| Limitation of voltage fluctuations/flicker in low-voltage systems | | EN61000-3-3, 2013 |

Specifications (measured @ Ta= 25°C, nom. Vin, full load and after warm-up unless otherwise stated)

DIMENSION AND PHYSICAL CHARACTERISTICS

| Parameter | Type | Value |
|-------------------|-------------------------------|---|
| Material | case | epoxy with fibreglass (UL94V-0) |
| Dimension (LxWxH) | standard with suffix "-ST" | 89.0 x 64.1 x 25.0mm 111.9 x 64.6 x 30.6mm |
| Weight | standard with suffix "-ST" | 230g typ. 305g typ. |

Dimension Drawing (mm)




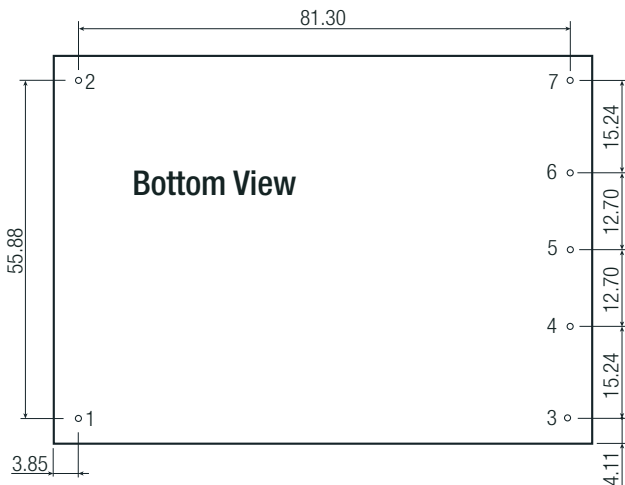
Pin Connections

| Pin # | Single | Dual | Double | Triple |
|-------|------------|------------|------------|------------|
| 1 | VAC in (N) | VAC in (N) | VAC in (N) | VAC in (N) |
| 2 | VAC in (L) | VAC in (L) | VAC in (L) | VAC in (L) |
| 3 | +Vout | +Vout | +12Vout | +Vout |
| 4 | no Pin | no Pin | +5Vout | +5Vout |
| 5 | -Vout | Com | +12V Rth | Vout Com |
| 6 | no Pin | no Pin | +5V Rth | +5V Rth |
| 7 | NC | -Vout | no Pin | -Vout |

Tolerance: xx.x= ±0.5mm
xx.xx= ±0.25mm



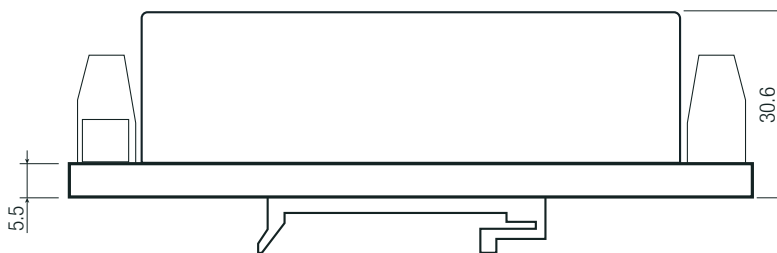
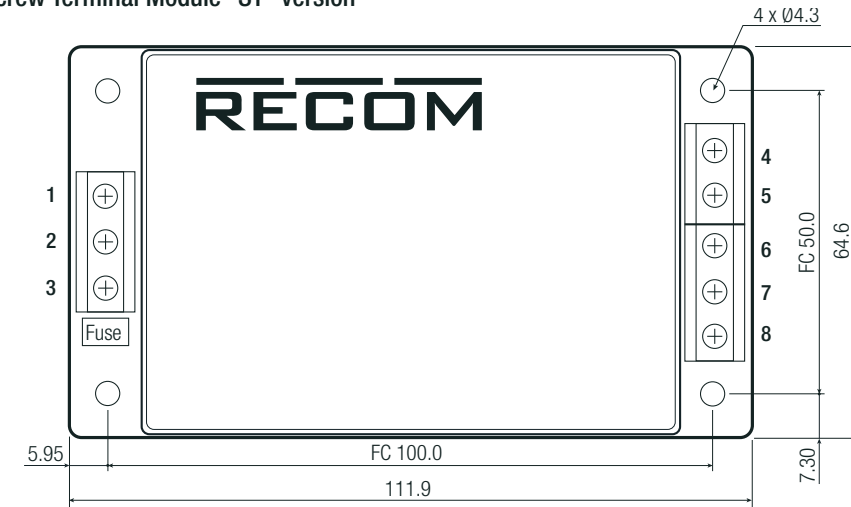
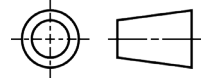
Recommended Footprint Details



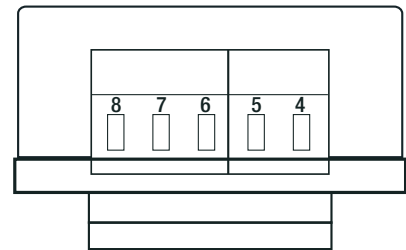
continued on next page

Specifications (measured @ Ta= 25°C, nom. Vin, full load and after warm-up unless otherwise stated)

Screw Terminal Module "ST" version



removable DIN RAIL Mounting Bracket



Screw terminal information

| # | Single | Dual | Double | Triple |
|---|------------|------------|------------|------------|
| 1 | NC | NC | NC | NC |
| 2 | VAC in (N) | VAC in (N) | VAC in (N) | VAC in (N) |
| 3 | VAC in (L) | VAC in (L) | VAC in (L) | VAC in (L) |
| 4 | +Vout | +Vout | +12Vout | +Vout |
| 5 | NC | NC | +5Vout | +5Vout |
| 6 | -Vout | Com | +12V Rth | Com |
| 7 | NC | NC | +5V Rth | +5V Rth |
| 8 | NC | -Vout | NC | -Vout |

7.5mm Pitch
 suitable wire: 24-12AWG (0.5-2.5mm²)
 wire stripping length: 7mm typ.
 recommended tightening torque: 0.5Nm

NC = No Connection
 FC = Fixing Centers
 Tolerance: xx.x= ±0.5mm
 xx.xx= ±0.25mm

PACKAGING INFORMATION

| Parameter | Type | | Value |
|-----------------------------|-------------------|-------------------|-----------------------|
| Packaging Dimension (LxWxH) | cardboard box | standard | 260.0 x 70.0 x 42.0mm |
| | | with suffix "-ST" | 119.0 x 64.0 x 54.0mm |
| Packaging Quantity | standard | | 2pcs |
| | with suffix "-ST" | | 1pcs |
| Storage Temperature Range | | | -40°C to +85°C |
| Storage Humidity | non-condensing | | 95% RH |

The product information and specifications may be subject to changes even without prior written notice. The product has been designed for various applications; its suitability lies in the responsibility of each customer. The products are not authorized for use in safety-critical applications without RECOM's explicit written consent. A safety-critical application is an application where a failure may reasonably be expected to endanger or cause loss of life, inflict bodily harm or damage property. The applicant shall indemnify and hold harmless RECOM, its affiliated companies and its representatives against any damage claims in connection with the unauthorized use of RECOM products in such safety-critical applications.

Компания «Океан Электроники» предлагает заключение долгосрочных отношений при поставках импортных электронных компонентов на взаимовыгодных условиях!

Наши преимущества:

- Поставка оригинальных импортных электронных компонентов напрямую с производств Америки, Европы и Азии, а так же с крупнейших складов мира;
- Широкая линейка поставок активных и пассивных импортных электронных компонентов (более 30 млн. наименований);
- Поставка сложных, дефицитных, либо снятых с производства позиций;
- Оперативные сроки поставки под заказ (от 5 рабочих дней);
- Экспресс доставка в любую точку России;
- Помощь Конструкторского Отдела и консультации квалифицированных инженеров;
- Техническая поддержка проекта, помощь в подборе аналогов, поставка прототипов;
- Поставка электронных компонентов под контролем ВП;
- Система менеджмента качества сертифицирована по Международному стандарту ISO 9001;
- При необходимости вся продукция военного и аэрокосмического назначения проходит испытания и сертификацию в лаборатории (по согласованию с заказчиком);
- Поставка специализированных компонентов военного и аэрокосмического уровня качества (Xilinx, Altera, Analog Devices, Intersil, Interpoint, Microsemi, Actel, Aeroflex, Peregrine, VPT, Syfer, Eurofarad, Texas Instruments, MS Kennedy, Miteq, Cobham, E2V, MA-COM, Hittite, Mini-Circuits, General Dynamics и др.);

Компания «Океан Электроники» является официальным дистрибьютором и эксклюзивным представителем в России одного из крупнейших производителей разъемов военного и аэрокосмического назначения «JONHON», а так же официальным дистрибьютором и эксклюзивным представителем в России производителя высокотехнологичных и надежных решений для передачи СВЧ сигналов «FORSTAR».



JONHON

«JONHON» (основан в 1970 г.)

Разъемы специального, военного и аэрокосмического назначения:

(Применяются в военной, авиационной, аэрокосмической, морской, железнодорожной, горно- и нефтедобывающей отраслях промышленности)

«FORSTAR» (основан в 1998 г.)

ВЧ соединители, коаксиальные кабели, кабельные сборки и микроволновые компоненты:

(Применяются в телекоммуникациях гражданского и специального назначения, в средствах связи, РЛС, а так же военной, авиационной и аэрокосмической отраслях промышленности).



Телефон: 8 (812) 309-75-97 (многоканальный)

Факс: 8 (812) 320-03-32

Электронная почта: ocean@oceanchips.ru

Web: <http://oceanchips.ru/>

Адрес: 198099, г. Санкт-Петербург, ул. Калинина, д. 2, корп. 4, лит. А