

REVISIONS				
REV	ECN/E-R	DESCRIPTION	DATE	APPROVED
A		PROPOSAL	MAR 26/09	
B		B-B APPLICATION ADDED	AUG 13/09	
C		PROPOSAL	MAR 15/12	



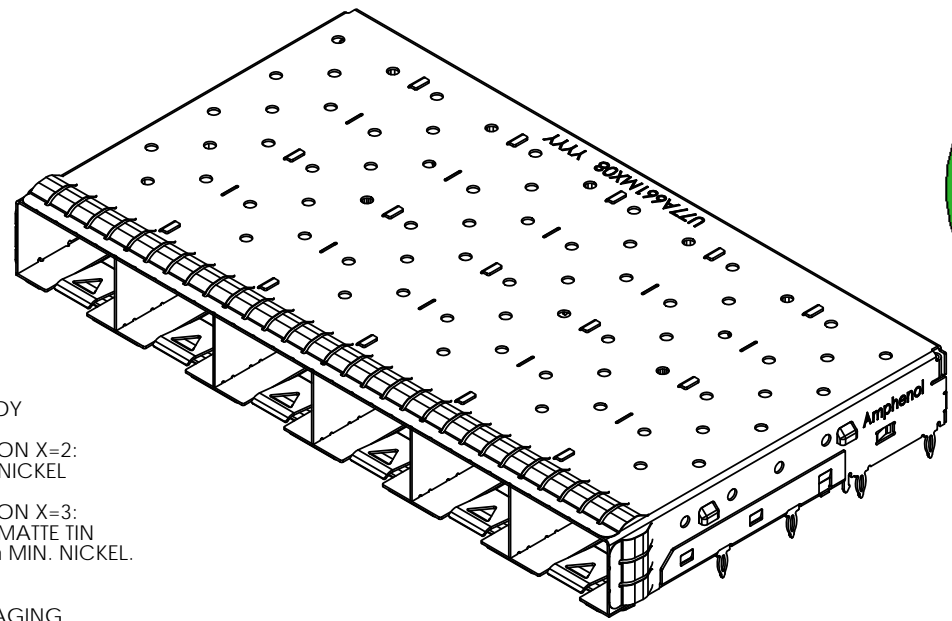
MATERIAL:  
 CAGE:  
 COPPER ALLOY

PLATING OPTION X=2:  
 2.54um MIN. NICKEL

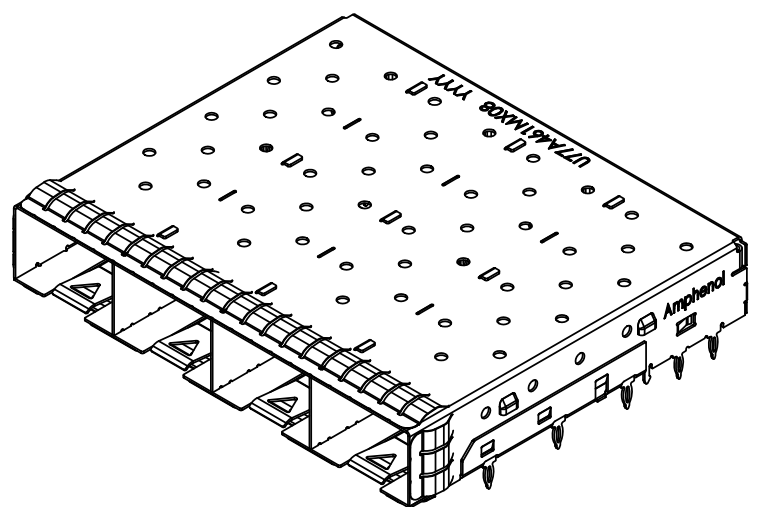
PLATING OPTION X=3:  
 3.81um MIN. MATTE TIN  
 OVER 1.27um MIN. NICKEL.

PACKAGING:  
 TRAY PACKAGING

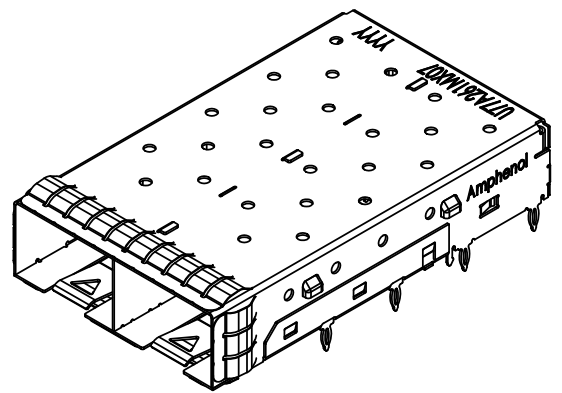
TEMPERATURE RANGE:  
 -40°C TO +85°C



**P/N: U77-A661M-X081 SHOWN**



**P/N: U77-A461M-X081 SHOWN**



**P/N: U77-A261M-X081 SHOWN**

AMPHENOL PART NUMBER CONFIGURATION

U77 - A X 6 1 M - X 0 8 1

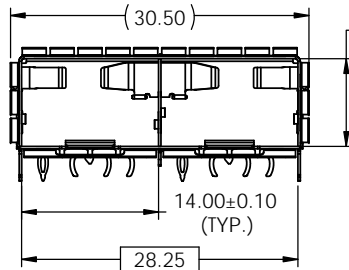
- PACKAGING  
1 = TRAY PACKAGING
- PLATING  
2 = NICKEL PLATING  
3 = MATTE TIN PLATING
- NUMBER OF PORTS  
2 = 2 PORTS  
4 = 4 PORTS  
6 = 6 PORTS

DO NOT SCALE DRAWING

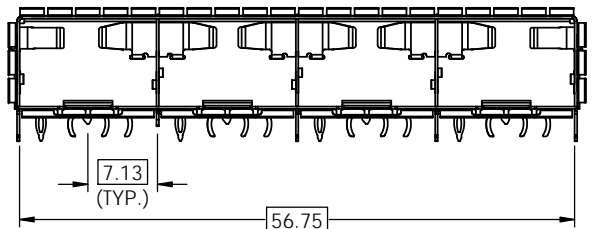
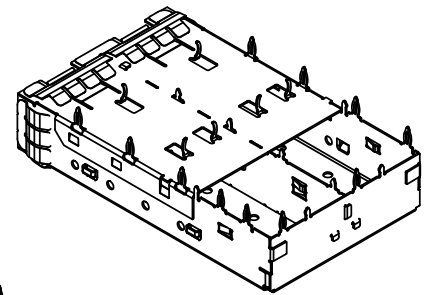
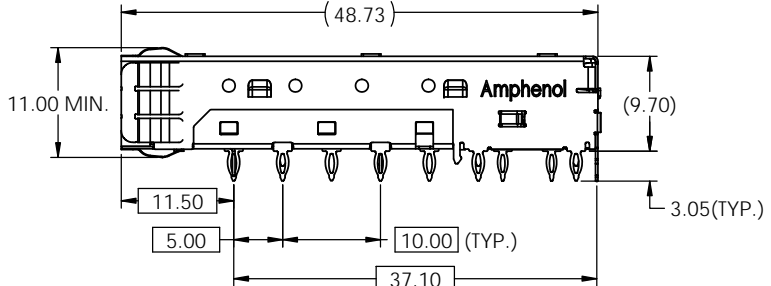
THIS DOCUMENT CONTAINS PROPRIETARY INFORMATION AND SUCH INFORMATION MAY NOT BE DISCLOSED TO OTHERS FOR ANY PURPOSE OR USED FOR MANUFACTURING PURPOSES WITHOUT PERMISSION FROM AMPHENOL CANADA CORP.

UNLESS OTHERWISE SPECIFIED DIMENSIONS ARE IN MILLIMETERS TOLERANCES ARE:		APPROVALS		DATE		Amphenol Canada Corp.	
DIGITALS	ANGLES	DRAWN	Chigow.X	MAR14/09		TITLE	
X.X ± 0.38	± 1°	DESIGNED				1XN SFP+ CAGE ASSY WITH SPRING FINGER GASKET	
X.XX ± 0.25		CHECKED	J.SJ	MAR14/09			
MATERIAL AND FINISH		QA APPD					
SEE NOTE 1		E APPD				SIZE	DWG. NO.
REF.		DWG APPD		A.G.	MAR14/09	A3	P-U77-AX61M-X081
CODE IDENT. NO.	03554	SCALE		2:1		PROJECT	REV
						C	
						SHEET 1 OF 10	

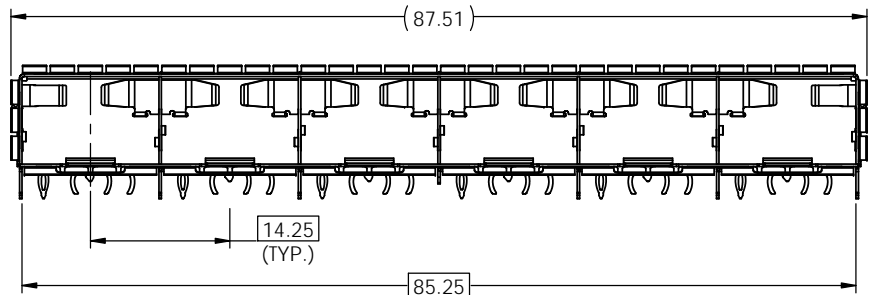
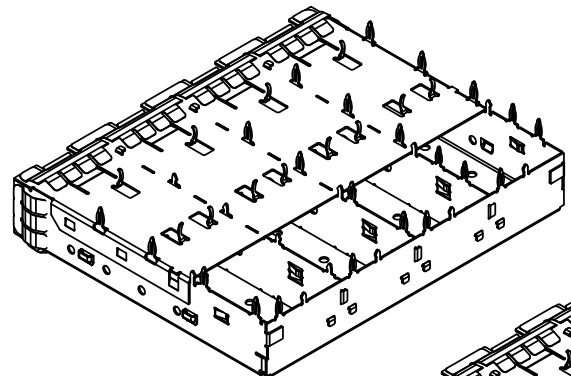
REVISIONS				
REV	ECN/E-R	DESCRIPTION	DATE	APPROVED
A		PROPOSAL	MAR 26/09	
B		B-B APPLICATION ADDED	AUG 13/09	
C		PROPOSAL	MAR 15/12	



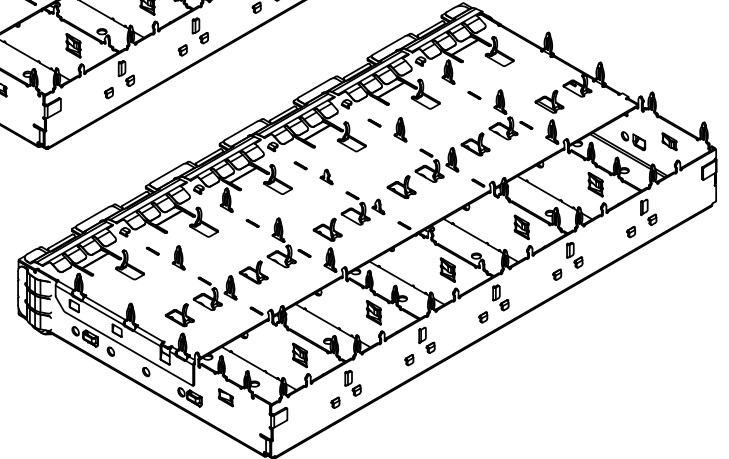
U77-A261M-X081



U77-A461M-X081



U77-A661M-X081



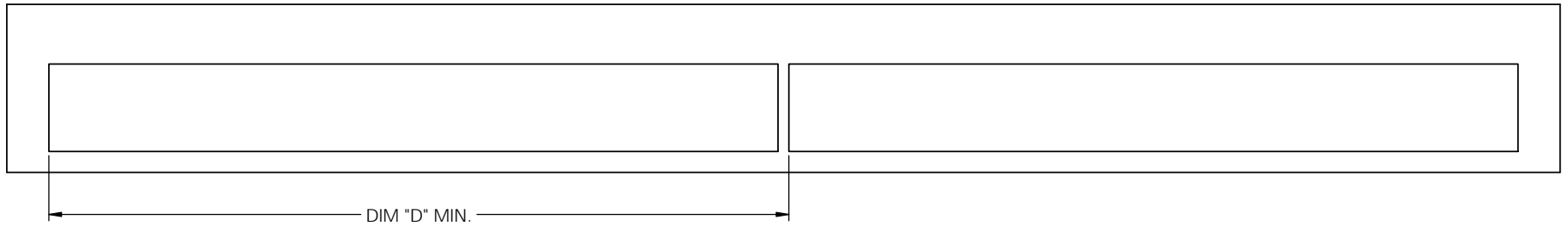
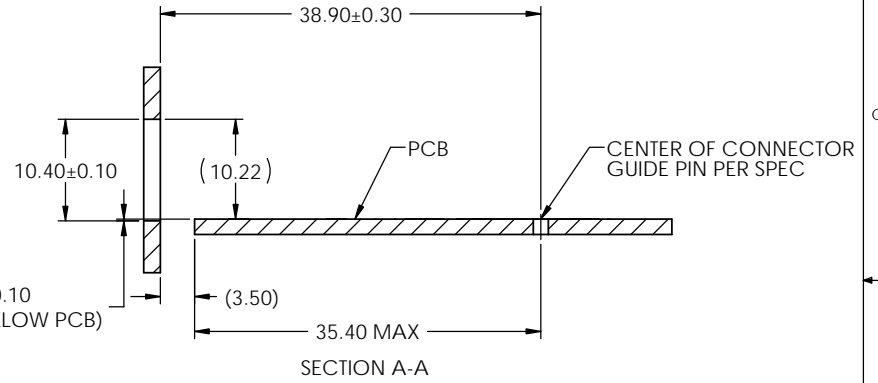

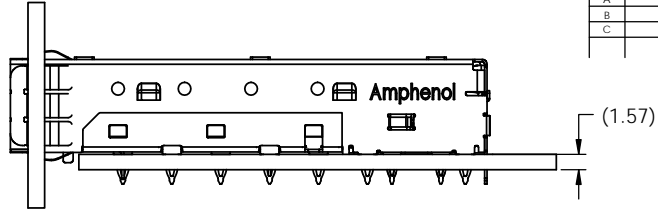
DO NOT SCALE DRAWING

THIS DOCUMENT CONTAINS PROPRIETARY INFORMATION AND SUCH INFORMATION MAY NOT BE DISCLOSED TO OTHERS FOR ANY PURPOSE OR USED FOR MANUFACTURING PURPOSES WITHOUT PERMISSION FROM AMPHENOL CANADA CORP.

UNLESS OTHERWISE SPECIFIED DIMENSIONS ARE IN MILLIMETERS TOLERANCES ARE: DECIMALS ± 0.38 ANGLES ± 1° X.X ± 0.38 X.XX ± 0.25		APPROVALS	DATE	Amphenol Canada Corp.	
MATERIAL AND FINISH		DRAWN Chigow.X	MAR14/09	TITLE	
SEE NOTE 1		DESIGNED		1XN SFP+ CAGE ASSY WITH SPRING FINGER GASKET	
REF.		CHECKED J.SJ	MAR14/09	SIZE A3	
CODE IDENT NO: 03554		QA APPD		DWG. NO: P-U77-AX61M-X081	
		E APPD		SCALE 2:1	
		DWG APPD A.G.	MAR14/09	PROJECT	
				SHEET 2 OF 10	
				REV C	

PART NUMBER	DIM "C"	DIM "D"
U77-A261M-X081	29.70	31.00
U77-A461M-X081	58.20	59.50
U77-A661M-X081	86.70	88.00

REVISIONS				
REV	ECN/E-R	DESCRIPTION	DATE	APPROVED
A		PROPOSAL	MAR 26/09	
B		B-B APPLICATION ADDED	AUG 13/09	
C		PROPOSAL	MAR 15/12	

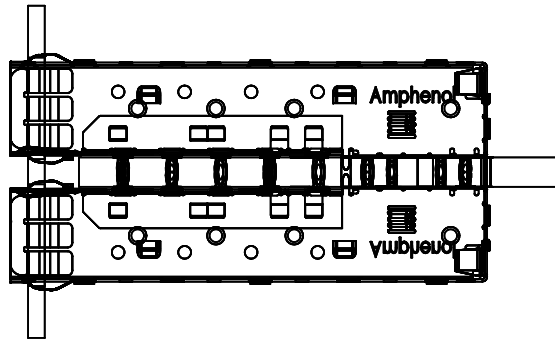


UNLESS OTHERWISE SPECIFIED DIMENSIONS ARE IN MILLIMETERS TOLERANCES ARE:		APPROVALS		DATE	Amphenol Canada Corp.	
DECIMALS	ANGLES	DRAWN	Chigow.X	MAR14/09	TITLE	
X.X ± 0.38	± 1°	DESIGNED			1XN SFP+ CAGE ASSY WITH SPRING FINGER GASKET	
X.XX ± 0.25		CHECKED	J.SJ	MAR14/09		
MATERIAL AND FINISH		QA APPD				
SEE NOTE 1		E APPD			SIZE	REV
REF		DWG APPD	A.G.	MAR14/09	A3	C
CODE IDENT NO.	03554	SCALE	2:1	PROJECT	P-U77-AX61M-X081	SHEET
						3 OF 10

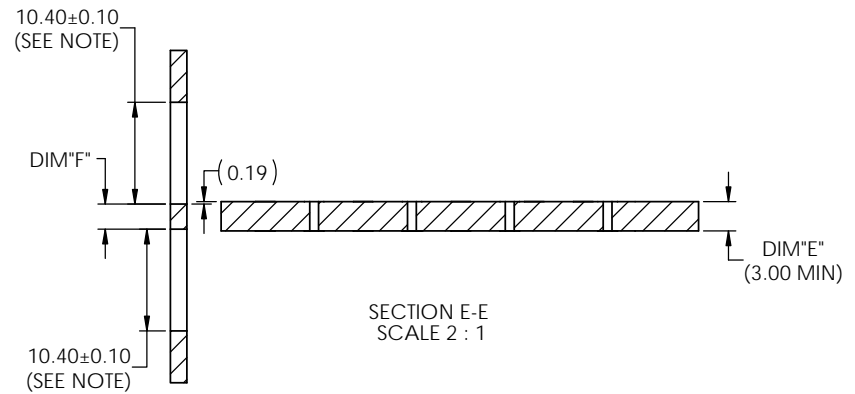
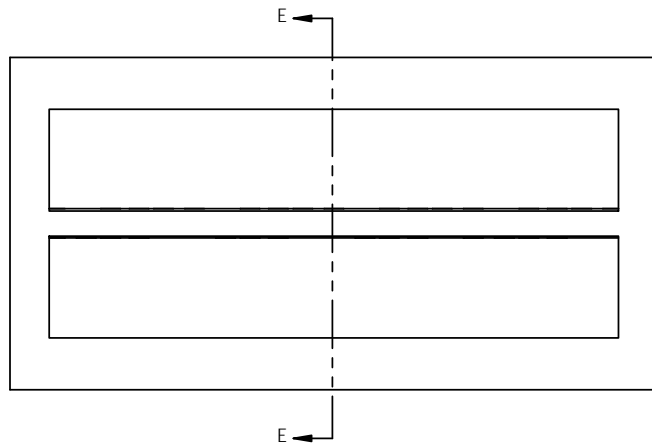
DO NOT SCALE DRAWING

THIS DOCUMENT CONTAINS PROPRIETARY INFORMATION AND SUCH INFORMATION MAY NOT BE DISCLOSED TO OTHERS FOR ANY PURPOSE OR USED FOR MANUFACTURING PURPOSES WITHOUT PERMISSION FROM AMPHENOL CANADA CORP.

REVISIONS				
REV	ECN/E-R	DESCRIPTION	DATE	APPROVED
A		PROPOSAL	MAR 26/09	
B		B-B APPLICATION ADDED	AUG 13/09	
C		PROPOSAL	MAR 15/12	



NOTE:  
 PANEL CUTOUT SIZES PER SFF 8433 SPEC. FOR BELLY TO BELLY MOUNTING, DIM "E" (PCB THICKNESS) IS 3.0 mm MIN. DIM "F" RELATED TO DIM "E". FOR DIM "F" = DIM "E" - 0.44 mm. THE PANEL CUTOUT 10.40 mm MIGHT BE INCREASED UP TO 10.80 mm IN ORDER TO ACCOMODATE PCB TOLERANCE.



SECTION E-E  
 SCALE 2 : 1

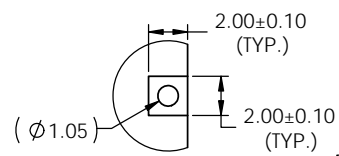
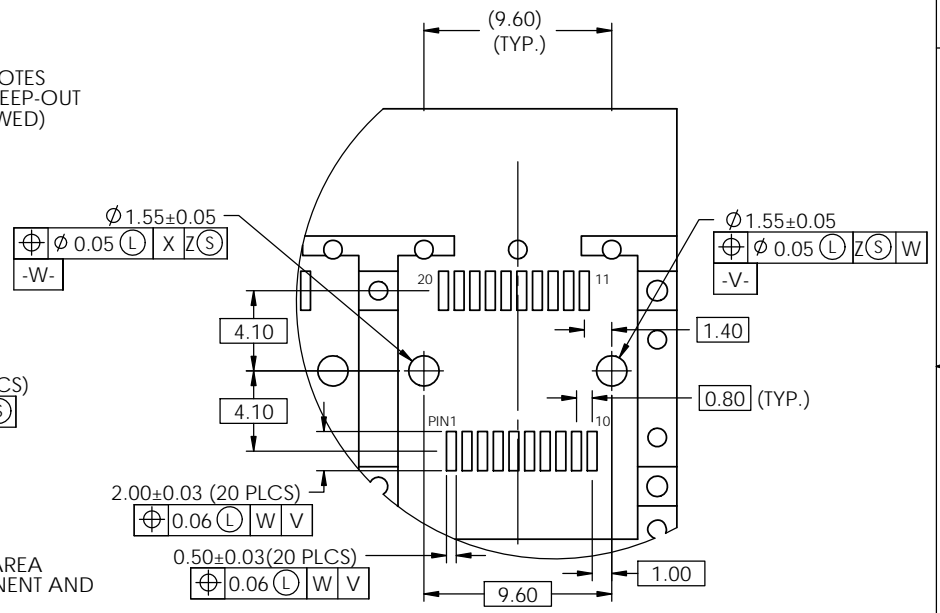
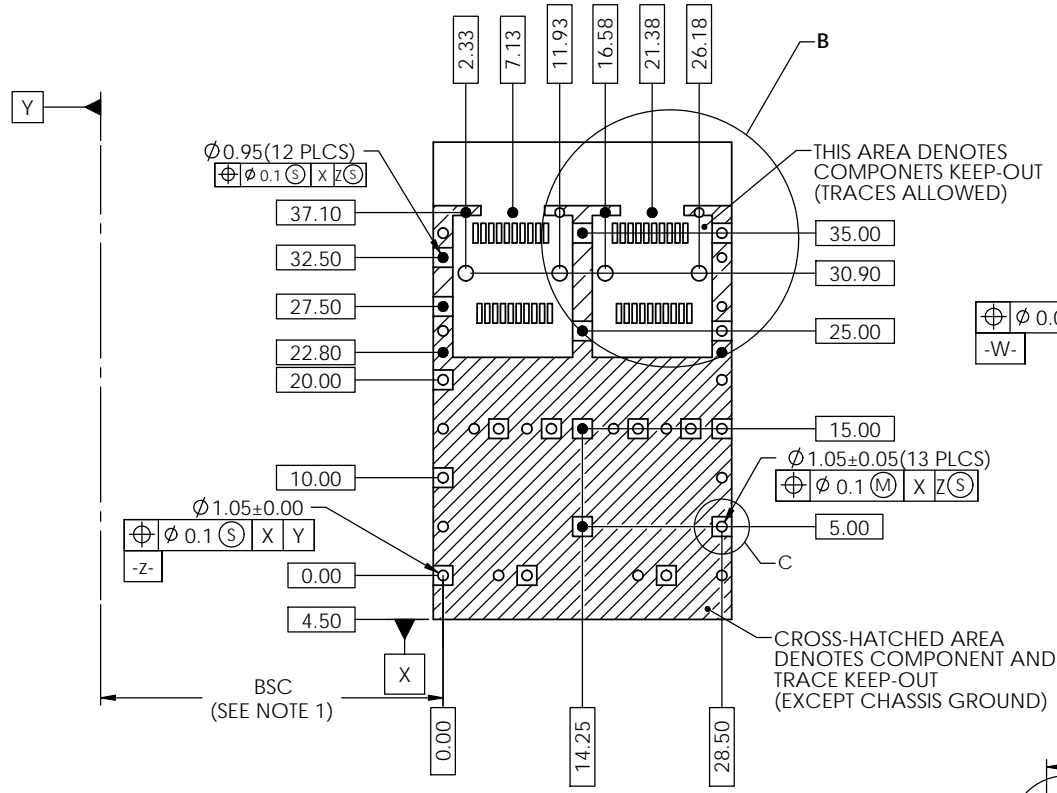
**DO NOT SCALE DRAWING**

THIS DOCUMENT CONTAINS PROPRIETARY INFORMATION AND SUCH INFORMATION MAY NOT BE DISCLOSED TO OTHERS FOR ANY PURPOSE OR USED FOR MANUFACTURING PURPOSES WITHOUT PERMISSION FROM AMPHENOL CANADA CORP.

UNLESS OTHERWISE SPECIFIED DIMENSIONS ARE IN MILLIMETERS TOLERANCES ARE:		<b>APPROVALS</b>		<b>DATE</b>		<b>Amphenol Canada Corp.</b>	
DECIMALS	ANGLES	DRAWN	Chigow.X	MAR14/09	TITLE		
X.X ± 0.38	± 1°	DESIGNED			1XN SFP+ CAGE ASSY WITH SPRING FINGER GASKET		
X.XX ± 0.25		CHECKED	J.SJ	MAR14/09	REV		
MATERIAL AND FINISH		QA APPD			SIZE	DWG. NO.	PROJECT
SEE NOTE 1		E APPD			A3	P-U77-AX61M-X081	4 OF 10
REF.		DWG APPD	A.G.	MAR14/09	SCALE	1:1	SHEET
CODE IDENT NO.	03554						

- NOTES:  
 1. DATUM AND BASIC DIMENSIONS ESTABLISHED BY CUSTOMER.  
 2. PADS AND VIAS ARE CHASSIS GROUND.  
 3. THRU-HOLES, PLATING OPTIONAL.  
 4. SEE DRAWINGS P-UX76-A20-X00XX FOR CONNECTOR LAYOUT.

REVISIONS				
REV	ECN/E-R	DESCRIPTION	DATE	APPROVED
A		PROPOSAL	MAR 26/09	
B		B-B APPLICATION ADDED	AUG 13/09	
C		PROPOSAL	MAR 15/12	



**RECOMMENDED PCB DESIGN  
 FOR SINGLE SIDE MOUNTING  
 (P/N U77-A261M-X081)**

DO NOT SCALE DRAWING

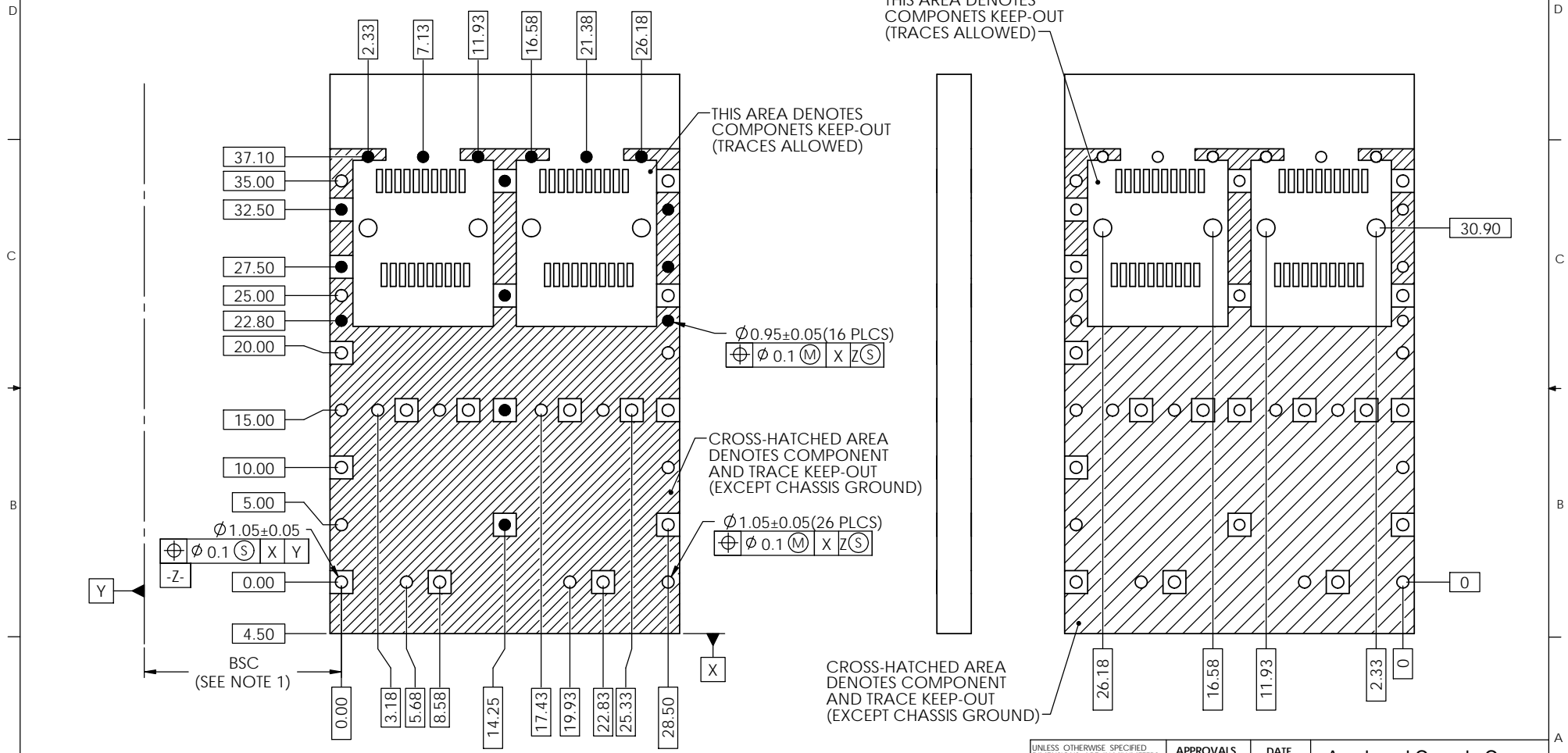
THIS DOCUMENT CONTAINS PROPRIETARY INFORMATION AND SUCH INFORMATION MAY NOT BE DISCLOSED TO OTHERS FOR ANY PURPOSE OR USED FOR MANUFACTURING PURPOSES WITHOUT PERMISSION FROM AMPHENOL CANADA CORP.

UNLESS OTHERWISE SPECIFIED DIMENSIONS ARE IN MILLIMETERS TOLERANCES ARE: DECIMALS ANGLES X.X ± 0.38 ± 1° X.XX ± 0.25		APPROVALS	DATE	Amphenol Canada Corp.
MATERIAL AND FINISH		DRAWN Chigow.X	MAR14/09	
SEE NOTE 1		DESIGNED		TITLE
REF.		CHECKED J.SJ	MAR14/09	1XN SFP+ CAGE ASSY WITH SPRING FINGER GASKET
CODE IDENT NO: 03554		QA APPD		
		E APPD		SIZE A3
		DWG APPD A.G.	MAR14/09	DWG NO: P-U77-AX61M-X081
				SCALE 2:1
				PROJECT
				SHEET 5 OF 10
				REV C

NOTES:

1. DATUM AND BASIC DIMENSIONS ESTABLISHED BY CUSTOMER.
2. PADS AND VIAS ARE CHASSIS GROUND.
3. THRU-HOLES, PLATING OPTIONAL.
4. SEE DRAWINGS P-UX76-A20-X00XX FOR CONNECTOR LAYOUT.

REVISIONS				
REV	EC/N/E/R	DESCRIPTION	DATE	APPROVED
A		PROPOSAL	MAR 26/09	
B		B-B APPLICATION ADDED	AUG 13/09	
C		PROPOSAL	MAR 15/12	



**RECOMMENDED PCB DESIGN  
FOR BELLY TO BELLY MOUNTING  
(P/N U77-A261M-X081)**

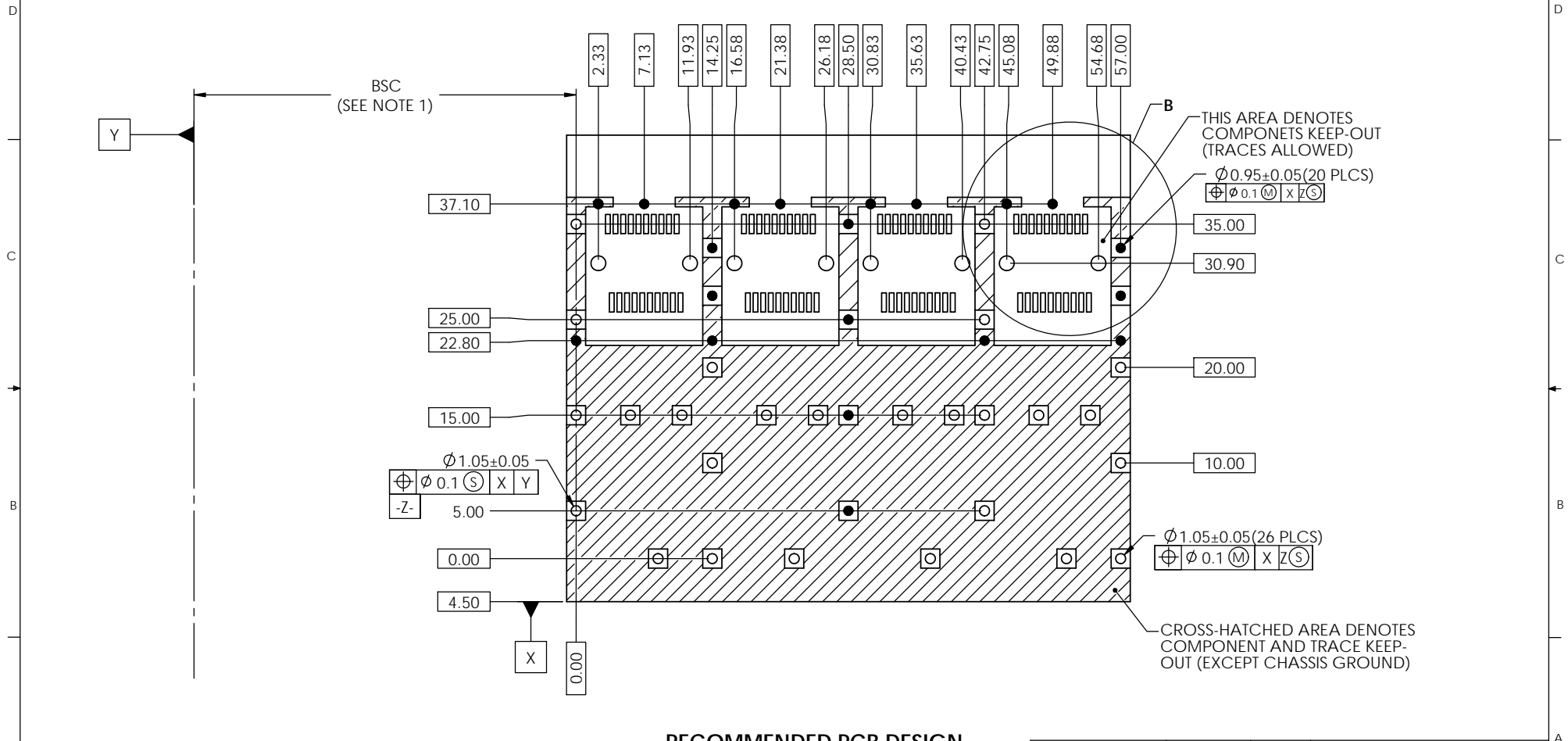
DO NOT SCALE DRAWING

THIS DOCUMENT CONTAINS PROPRIETARY INFORMATION AND SUCH INFORMATION MAY NOT BE DISCLOSED TO OTHERS FOR ANY PURPOSE OR USED FOR MANUFACTURING PURPOSES WITHOUT PERMISSION FROM AMPHENOL CANADA CORP.

UNLESS OTHERWISE SPECIFIED DIMENSIONS ARE IN MILLIMETERS TOLERANCES ARE: DECIMALS ANGLES X.X ± 0.38 ± 1° X.XX ± 0.25	APPROVALS	DATE	Amphenol Canada Corp.	
	DRAWN Chigov.X	MAR14/09	TITLE	
	DESIGNED		1XN SFP+ CAGE ASSY WITH SPRING FINGER GASKET	
	CHECKED J.SJ	MAR14/09		
MATERIAL AND FINISH	SEE NOTE 1	QA APPD		
REF		E APPD	SIZE A3	DWG. NO. P-U77-AX61M-X081
CODE IDENT. NO. 03554	DWG APPD A.G.	MAR14/09	SCALE 3:1	PROJECT SHEET 6 OF 10

- NOTES:  
 1. DATUM AND BASIC DIMENSIONS ESTABLISHED BY CUSTOMER.  
 2. PADS AND VIAS ARE CHASSIS GROUND.  
 3. THRU-HOLES, PLATING OPTIONAL.  
 4. SEE DRAWINGS P-UX76-A20-X00XX FOR CONNECTOR LAYOUT.

REVISIONS				
REV	EC/N/E/R	DESCRIPTION	DATE	APPROVED
A		PROPOSAL	MAR 26/09	
B		B-B APPLICATION ADDED	AUG 13/09	
C		PROPOSAL	MAR 15/12	



**RECOMMENDED PCB DESIGN  
 FOR SINGLE SIDE MOUNTING  
 (P/N U77-A461M-X081)**

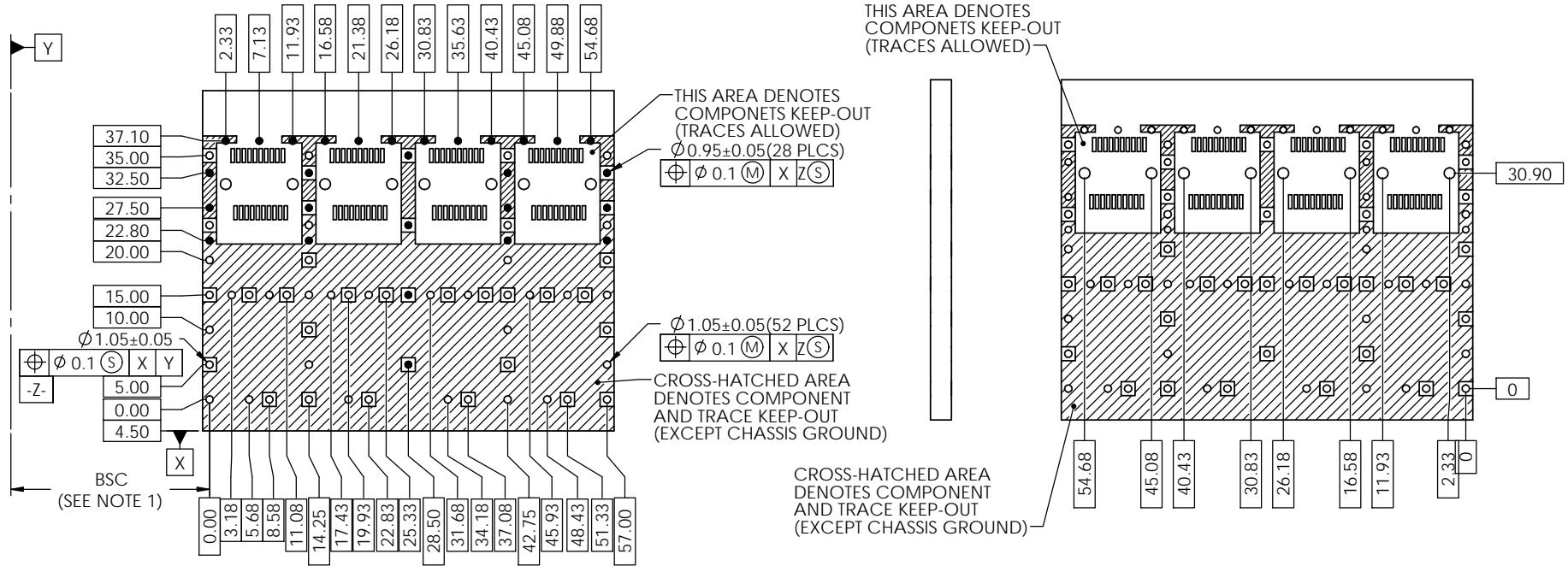
**DO NOT SCALE DRAWING**

THIS DOCUMENT CONTAINS PROPRIETARY INFORMATION AND SUCH INFORMATION MAY NOT BE DISCLOSED TO OTHERS FOR ANY PURPOSE OR USED FOR MANUFACTURING PURPOSES WITHOUT PERMISSION FROM AMPHENOL CANADA CORP.

UNLESS OTHERWISE SPECIFIED DIMENSIONS ARE IN MILLIMETERS TOLERANCES ARE: DECIMALS: X.X ± 0.38 X.XX ± 0.25 ANGLES: ± 1°	APPROVALS	DATE	Amphenol Canada Corp.
	DRAWN: Chigov.X	MAR14/09	
MATERIAL AND FINISH	CHECKED: J.SJ	MAR14/09	1XN SFP+ CAGE ASSY WITH SPRING FINGER GASKET
SEE NOTE 1	QA APPD		
REF	E APPD		SIZE: A3
CODE IDENT NO: 03554	DWG APPD: A.G.	MAR14/09	DWG NO: P-U77-AX61M-X081
		SCALE: 1:1	PROJECT
			SHEET: 7 OF 10

- NOTES:  
 1. DATUM AND BASIC DIMENSIONS ESTABLISHED BY CUSTOMER.  
 2. PADS AND VIAS ARE CHASSIS GROUND.  
 3. THRU-HOLES, PLATING OPTIONAL.  
 4. SEE DRAWINGS P-UX76-A20-X00XX FOR CONNECTOR LAYOUT.

REVISIONS				
REV	EC/N/E/R	DESCRIPTION	DATE	APPROVED
A		PROPOSAL	MAR 26/09	
B		B-B APPLICATION ADDED	AUG 13/09	
C		PROPOSAL	MAR 15/12	



**RECOMMENDED PCB DESIGN  
 FOR BELLY TO BELLY MOUNTING  
 (P/N U77-A461M-X081)**

DO NOT SCALE DRAWING

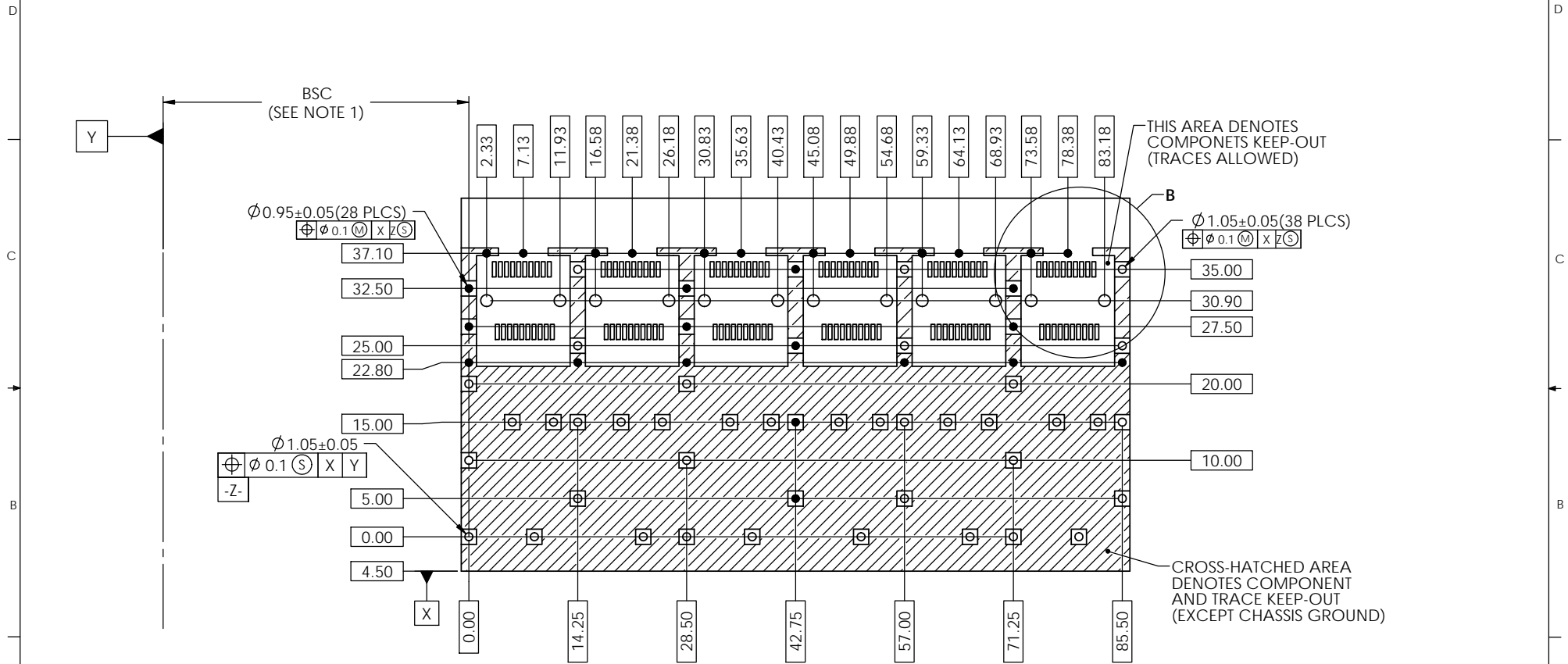
THIS DOCUMENT CONTAINS PROPRIETARY INFORMATION AND SUCH INFORMATION MAY NOT BE DISCLOSED TO OTHERS FOR ANY PURPOSE OR USED FOR MANUFACTURING PURPOSES WITHOUT PERMISSION FROM AMPHENOL CANADA CORP.

UNLESS OTHERWISE SPECIFIED DIMENSIONS ARE IN MILLIMETERS TOLERANCES ARE: DECIMALS ANGLES X.X ± 0.38 ± 1° X.XX ± 0.25		<b>APPROVALS</b>		<b>DATE</b>		Amphenol Canada Corp.	
DRAWN Chigow.X		DESIGNED		MAR14/09		TITLE	
CHECKED J.SJ		QA APPD		MAR14/09		1XN SFP+ CAGE ASSY WITH SPRING FINGER GASKET	
SEE NOTE 1		E APPD		SCALE		SIZE DWG. NO. REV	
CODE IDENT NO. 03554		DWG APPD A.G.		MAR14/09		P-U77-AX61M-X081 C	
				SCALE 2:1		PROJECT SHEET 8 OF 10	



- NOTES:  
 1. DATUM AND BASIC DIMENSIONS ESTABLISHED BY CUSTOMER.  
 2. PADS AND VIAS ARE CHASSIS GROUND.  
 3. THRU-HOLES, PLATING OPTIONAL.  
 4. SEE DRAWINGS P-UX76-A20-X00XX FOR CONNECTOR LAYOUT.

REVISIONS				
REV	ECN/E-R	DESCRIPTION	DATE	APPROVED
A		PROPOSAL	MAR 26/09	
B		B-B APPLICATION ADDED	AUG 13/09	
C		PROPOSAL	MAR 15/12	



**RECOMMENDED PCB DESIGN  
 FOR SINGLE SIDE MOUNTING  
 (P/N U77-A661M-X081)**

DO NOT SCALE DRAWING

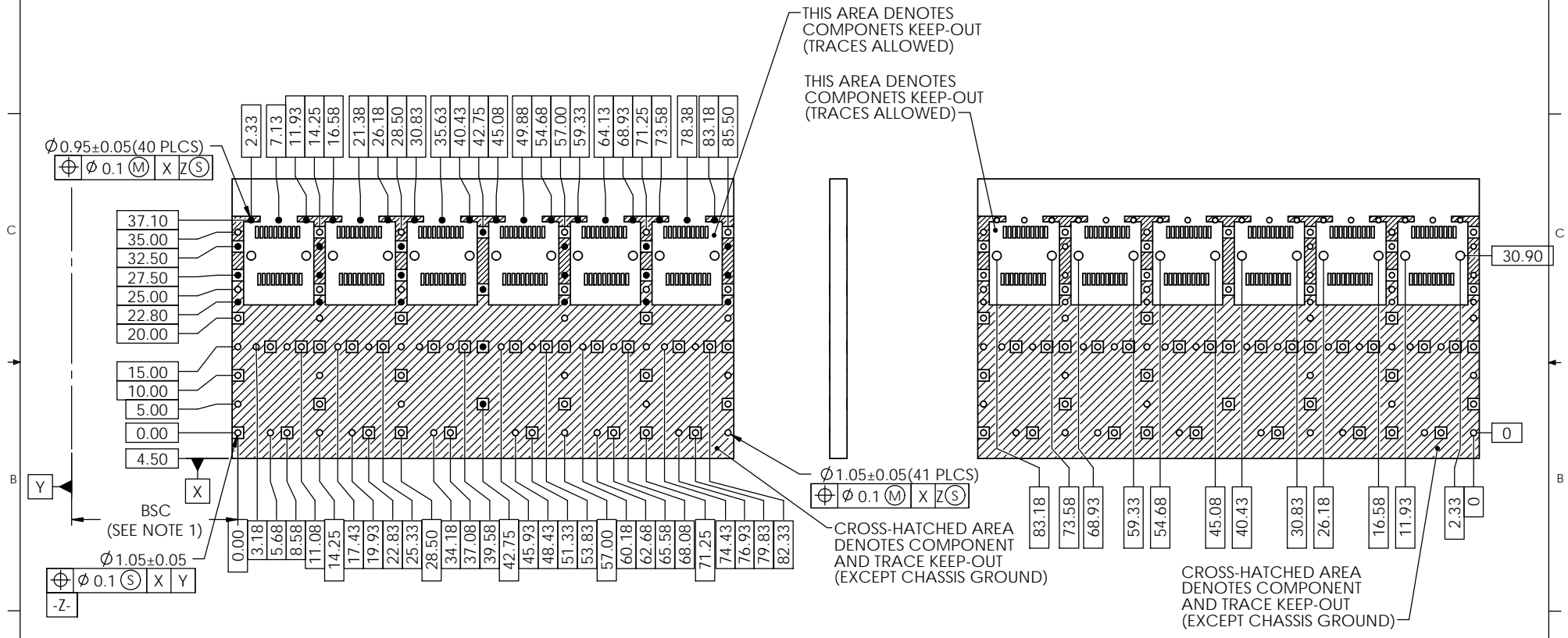
THIS DOCUMENT CONTAINS PROPRIETARY INFORMATION AND SUCH INFORMATION MAY NOT BE DISCLOSED TO OTHERS FOR ANY PURPOSE OR USED FOR MANUFACTURING PURPOSES WITHOUT PERMISSION FROM AMPHENOL CANADA CORP.

UNLESS OTHERWISE SPECIFIED DIMENSIONS ARE IN MILLIMETERS TOLERANCES ARE: DECIMALS ANGLES X.X ± 0.38 ± 1° X.XX ± 0.25 MATERIAL AND FINISH SEE NOTE 1 REF. CODE IDENT NO: 03554	APPROVALS	DATE	Amphenol Canada Corp.	
	DRAWN Chigow.X	MAR14/09	TITLE	
	DESIGNED		1XN SFP+ CAGE ASSY WITH SPRING FINGER GASKET	
	CHECKED J.SJ	MAR14/09		
	QA APPD		SIZE A3	DWG. NO. P-U77-AX61M-X081
	E APPD		SCALE 1:1	PROJECT
	DWG APPD A.G.	MAR14/09		SHEET 9 OF 10

8 7 6 5 4 3 2 1

REVISIONS				
REV	EC/N/E/R	DESCRIPTION	DATE	APPROVED
A		PROPOSAL	MAR 26/09	
B		B-B APPLICATION ADDED	AUG 13/09	
C		PROPOSAL	MAR 15/12	

- NOTES:  
 1. DATUM AND BASIC DIMENSIONS ESTABLISHED BY CUSTOMER.  
 2. PADS AND VIAS ARE CHASSIS GROUND.  
 3. THRU-HOLES, PLATING OPTIONAL.  
 4. SEE DRAWINGS P-UX76-A20-X00XX FOR CONNECTOR LAYOUT.



**RECOMMENDED PCB DESIGN  
 FOR BELLY TO BELLY MOUNTING  
 (P/N U77-A661M-X081)**

DO NOT SCALE DRAWING

THIS DOCUMENT CONTAINS PROPRIETARY INFORMATION AND SUCH INFORMATION MAY NOT BE DISCLOSED TO OTHERS FOR ANY PURPOSE OR USED FOR MANUFACTURING PURPOSES WITHOUT PERMISSION FROM AMPHENOL CANADA CORP.

UNLESS OTHERWISE SPECIFIED DIMENSIONS ARE IN MILLIMETERS TOLERANCES ARE: DECIMALS ANGLES X.X ± 0.38 ± 1° X.XX ± 0.25	APPROVALS	DATE	Amphenol Canada Corp.	
	DRAWN Chigow.X	MAR14/09	TITLE	
	DESIGNED		1XN SFP+ CAGE ASSY WITH SPRING FINGER GASKET	
	CHECKED J.SJ	MAR14/09		
MATERIAL AND FINISH	SEE NOTE 1	QA APPD		
REF	E APPD		SIZE A3	DWG. NO. P-U77-AX61M-X081
CODE IDENT NO. 03554	DWG APPD A.G.	MAR14/09	SCALE 3:2	PROJECT SHEET 10 OF 10

8 7 6 5 4 3 2 1

Компания «Океан Электроники» предлагает заключение долгосрочных отношений при поставках импортных электронных компонентов на взаимовыгодных условиях!

Наши преимущества:

- Поставка оригинальных импортных электронных компонентов напрямую с производств Америки, Европы и Азии, а так же с крупнейших складов мира;
- Широкая линейка поставок активных и пассивных импортных электронных компонентов (более 30 млн. наименований);
- Поставка сложных, дефицитных, либо снятых с производства позиций;
- Оперативные сроки поставки под заказ (от 5 рабочих дней);
- Экспресс доставка в любую точку России;
- Помощь Конструкторского Отдела и консультации квалифицированных инженеров;
- Техническая поддержка проекта, помощь в подборе аналогов, поставка прототипов;
- Поставка электронных компонентов под контролем ВП;
- Система менеджмента качества сертифицирована по Международному стандарту ISO 9001;
- При необходимости вся продукция военного и аэрокосмического назначения проходит испытания и сертификацию в лаборатории (по согласованию с заказчиком);
- Поставка специализированных компонентов военного и аэрокосмического уровня качества (Xilinx, Altera, Analog Devices, Intersil, Interpoint, Microsemi, Actel, Aeroflex, Peregrine, VPT, Syfer, Eurofarad, Texas Instruments, MS Kennedy, Miteq, Cobham, E2V, MA-COM, Hittite, Mini-Circuits, General Dynamics и др.);

Компания «Океан Электроники» является официальным дистрибьютором и эксклюзивным представителем в России одного из крупнейших производителей разъемов военного и аэрокосмического назначения «JONHON», а так же официальным дистрибьютором и эксклюзивным представителем в России производителя высокотехнологичных и надежных решений для передачи СВЧ сигналов «FORSTAR».



## JONHON

«JONHON» (основан в 1970 г.)

Разъемы специального, военного и аэрокосмического назначения:

(Применяются в военной, авиационной, аэрокосмической, морской, железнодорожной, горно- и нефтедобывающей отраслях промышленности)

«FORSTAR» (основан в 1998 г.)

ВЧ соединители, коаксиальные кабели, кабельные сборки и микроволновые компоненты:

(Применяются в телекоммуникациях гражданского и специального назначения, в средствах связи, РЛС, а так же военной, авиационной и аэрокосмической отраслях промышленности).



Телефон: 8 (812) 309-75-97 (многоканальный)

Факс: 8 (812) 320-03-32

Электронная почта: [ocean@oceanchips.ru](mailto:ocean@oceanchips.ru)

Web: <http://oceanchips.ru/>

Адрес: 198099, г. Санкт-Петербург, ул. Калинина, д. 2, корп. 4, лит. А