

3M™ FOUR-WALL HEADER, 2500 SERIES
 .100" X .100" LOW PROFILE, SURFACE MOUNT, STRAIGHT AND RIGHT ANGLE THROUGH-HOLE

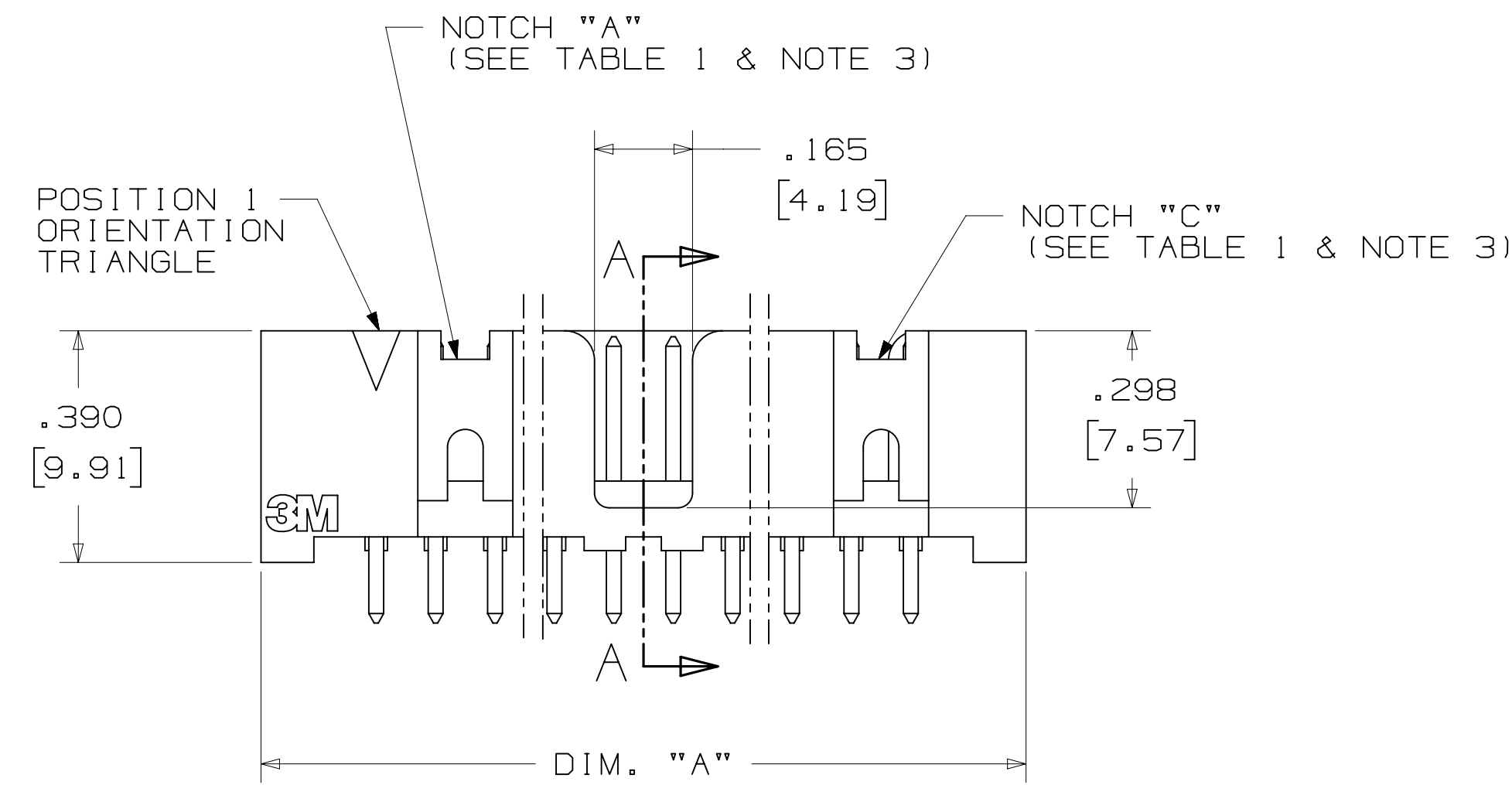
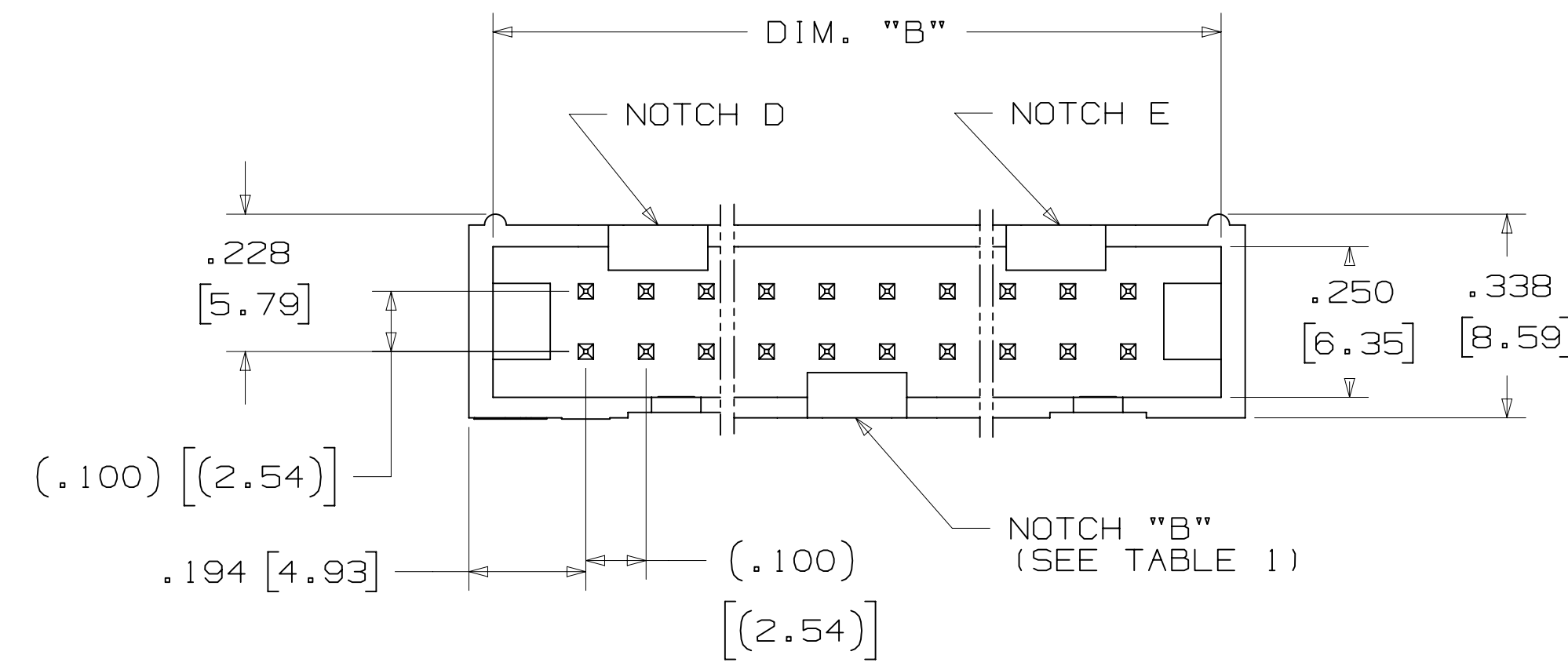
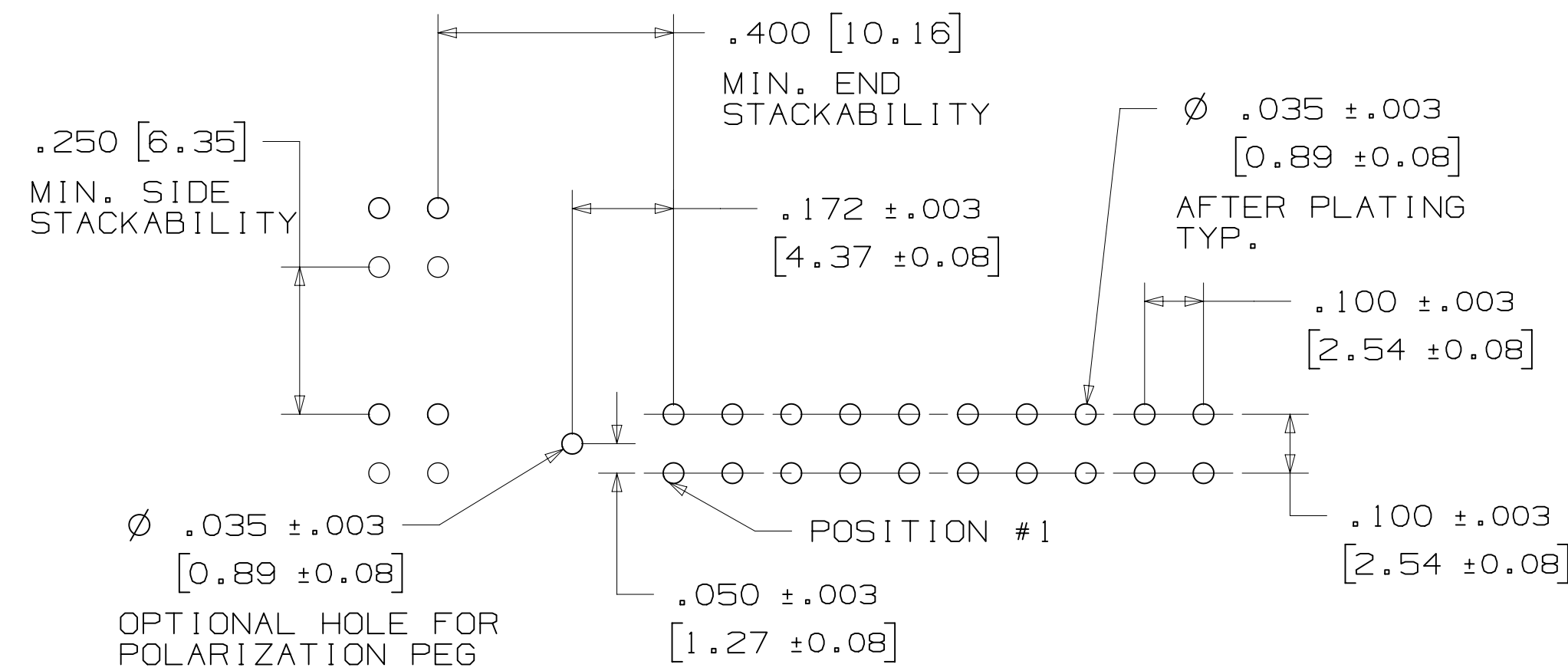


TABLE 1				
PIN QTY.	DIM. "A"	DIM. "B"	POLARIZING NOTCHES	PIN QTY.
06	.588 [14.94]	.508 [12.90]	B	06
08	.688 [17.48]	.608 [15.44]	B	08
10	.788 [20.02]	.708 [17.98]	BC	10
14	.988 [25.10]	.908 [23.06]	BCDE	14
16	1.088 [27.64]	1.008 [25.60]	ABCDE	16
20	1.288 [32.72]	1.208 [30.68]	ABCDE	20
24	1.488 [37.80]	1.408 [35.76]	ABCDE	24
26	1.588 [40.34]	1.508 [38.30]	ABCDE	26
30	1.788 [45.42]	1.708 [43.38]	ABCDE	30
34	1.988 [50.50]	1.908 [48.46]	ABCDE	34
36	2.088 [53.04]	2.008 [51.00]	ABCDE	36
40	2.288 [58.12]	2.208 [56.08]	ABCDE	40
50	2.788 [70.82]	2.708 [68.78]	ABCDE	50
60	3.288 [83.52]	3.208 [81.48]	ABCDE	60
64	3.488 [88.60]	3.408 [86.56]	ABCDE	64



ORDERING INFORMATION
 STRAIGHT VERSION

X25XX-60XX-XX

N = HIGH TEMP BLACK (PCT)
 (RB, UB OR UG PLATING REQ'D)
 BLANK = (UB OR UG PLATING)

PIN QUANTITY:
 (SEE TABLE 1)

SOLDER TAIL:
 O2 = FOR .062 [1.57] THICK BOARD
 O3 = FOR .094 TO .125 [2.39 TO 3.18]
 THICK BOARD

PLATING:
 RB = 30μ" [0.76μm] AVG. GOLD
 200μ" [5.08μm] MATTE TIN (RIA, E1 & C1 APPLY)
 UG = 15μ" [0.38μm] AVG. GOLD
 200μ" [5.08μm] 60:40 TIN-LEAD SOLDER TAILS
 (RIA E3 & C2 APPLY)
 UB = 30μ" [0.76μm] AVG. GOLD
 200μ" [5.08μm] 60:40 TIN LEAD SOLDER TAILS
 (RIA E3 & C2 APPLY)

RECOMMENDED HOLE PATTERN
 SHOWN FROM COMPONENT SIDE

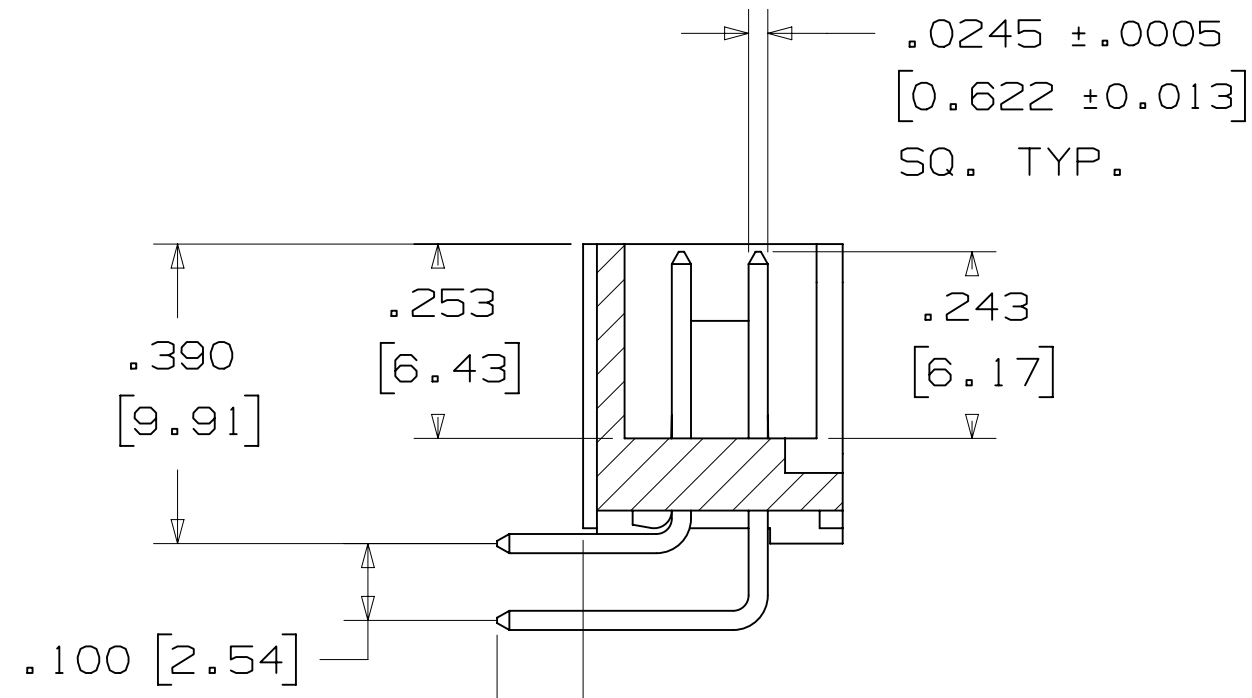
DESIGN REFERENCE	NEXT ASSEMBLY	REV	ECO	ISSUE DATE AND DESCRIPTION	DRFT	CHKD
DIVISION CODES		DIVISION CODE		DATE		
Interconnect Solutions		EMSD		AUG 11, 2014		
DO NOT SCALE DRAWING	SCALE 4/1	TOLERANCES EXCEPT AS NOTED		DATE		
THIRD ANGLE PROJECTION		INCHES		DATE		
INTERPRET PER ASME Y14.5 - 2009		MILLIMETERS		DATE		
MAX SURFACE ROUGHNESS		ANGLES		DATE		
MARKED ONLY				DATE		

N	68908	AUG 02, 2016	JNC	SC
M	56068	AUG 11, 2014	JNC	RS

3M Center St. Paul, MN 55144
 © 3M COPYRIGHT 2016
 This document and the information it contains are 3M property and may not be reproduced or further distributed without 3M permission, or used or disclosed other than for 3M authorized purposes. All rights reserved.

TITLE: HEADER, 4-WALL, LO-PRO, .100 X .100, SMT, STRAIGHT & RA
 CAGE NUMBER: D78-5100-0770-7
 MODEL: 2500 SERIES
 REV. N

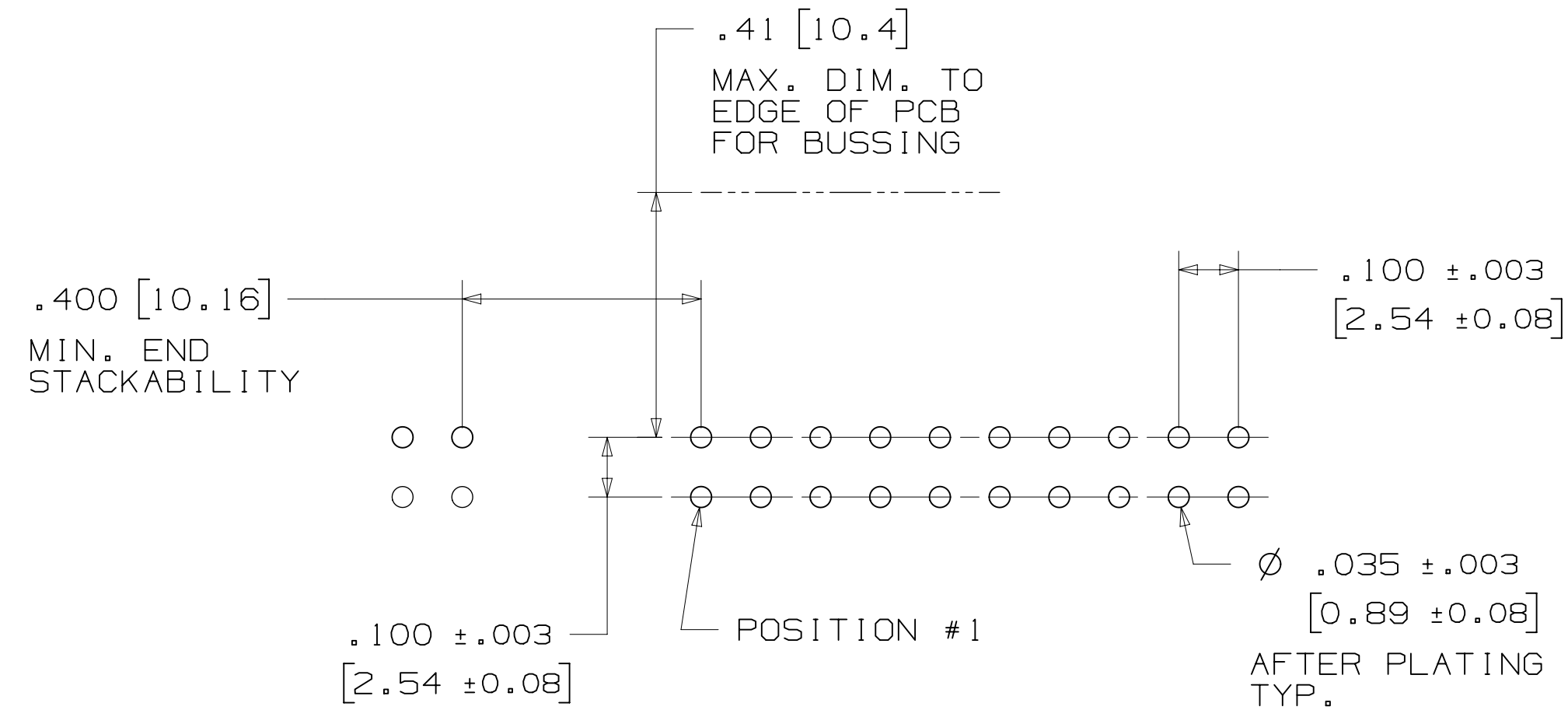
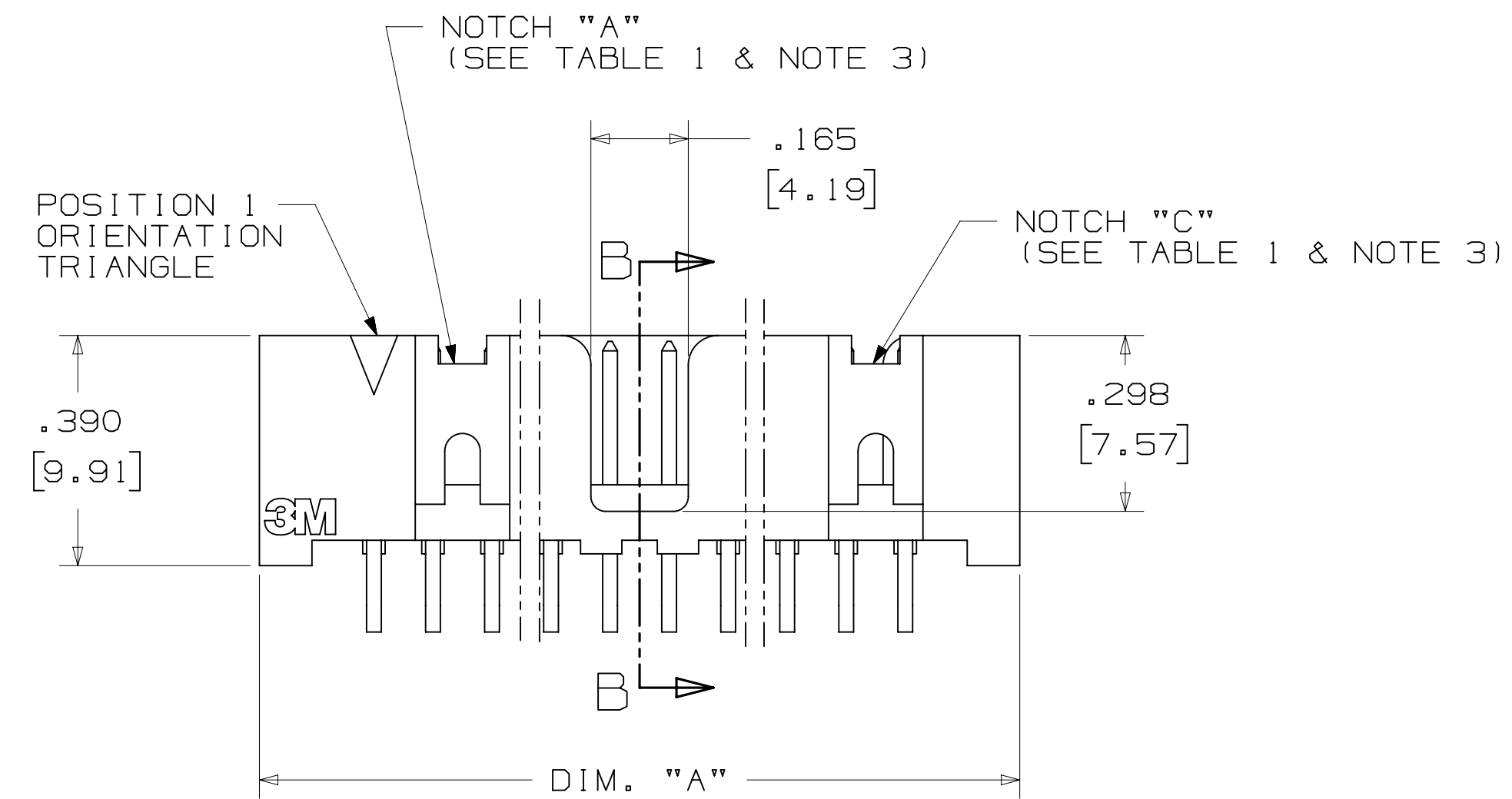
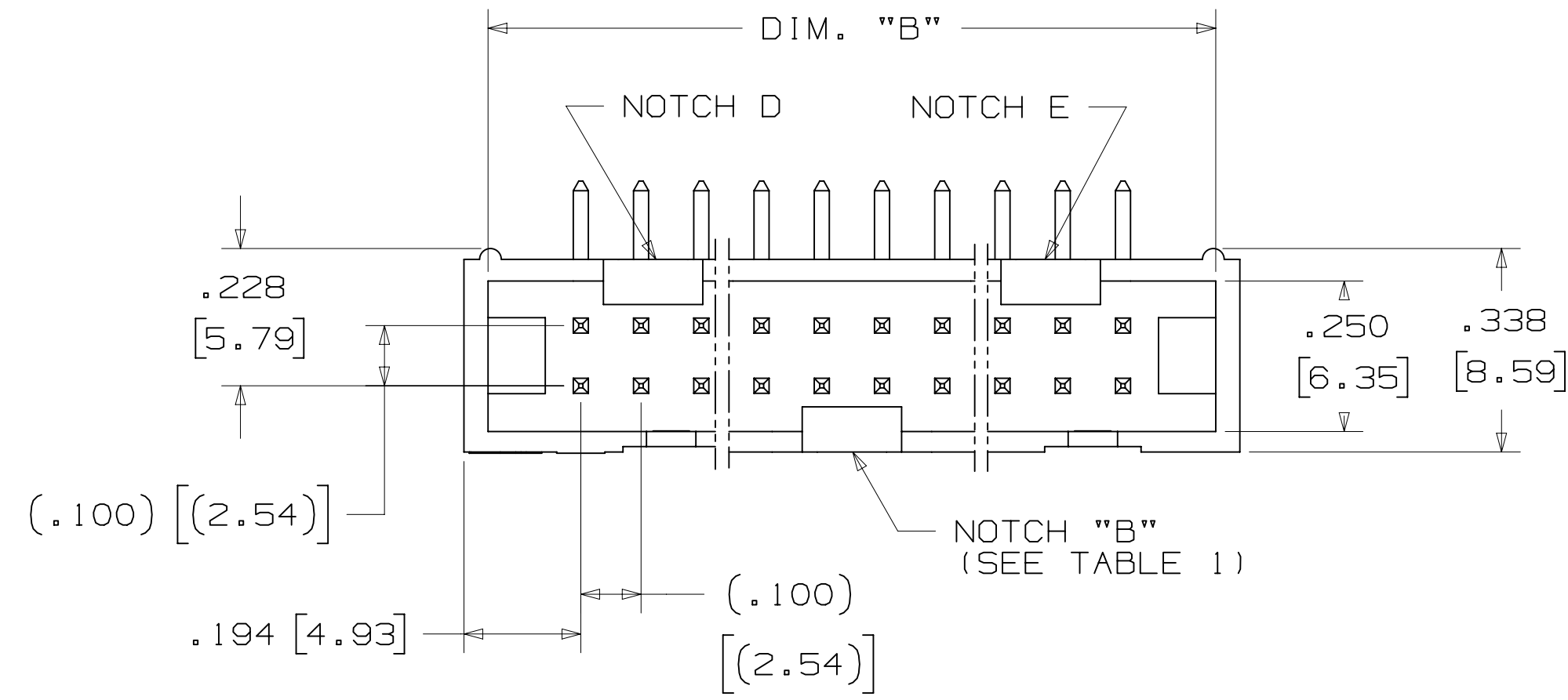
3M™ FOUR-WALL HEADER, 2500 SERIES
 .100" X .100" LOW PROFILE, SURFACE MOUNT, STRAIGHT AND RIGHT ANGLE THROUGH-HOLE



SOLDER TAIL
 .112±.011 [2.84] FOR 02 VERSION
 .155±.011 [3.94] FOR 03 VERSION

SECTION B-B

TABLE 1				
PIN QTY.	DIM. "A"	DIM. "B"	POLARIZING NOTCHES	PIN QTY.
06	.588 [14.94]	.508 [12.90]	B	06
08	.688 [17.48]	.608 [15.44]	B	08
10	.788 [20.02]	.708 [17.98]	BC	10
14	.988 [25.10]	.908 [23.06]	BCDE	14
16	1.088 [27.64]	1.008 [25.60]	ABCDE	16
20	1.288 [32.72]	1.208 [30.68]	ABCDE	20
24	1.488 [37.80]	1.408 [35.76]	ABCDE	24
26	1.588 [40.34]	1.508 [38.30]	ABCDE	26
30	1.788 [45.42]	1.708 [43.38]	ABCDE	30
34	1.988 [50.50]	1.908 [48.46]	ABCDE	34
36	2.088 [53.04]	2.008 [51.00]	ABCDE	36
40	2.288 [58.12]	2.208 [56.08]	ABCDE	40
50	2.788 [70.82]	2.708 [68.78]	ABCDE	50
60	3.288 [83.52]	3.208 [81.48]	ABCDE	60
64	3.488 [88.60]	3.408 [86.56]	ABCDE	64



RECOMMENDED HOLE PATTERN
 SHOWN FROM COMPONENT SIDE

**ORDERING INFORMATION
 RIGHT ANGLE VERSION**

X25XX-50XX-XX

N= HIGH TEMP BLACK (PCT)
 (RB, UB OR UG PLATING REQ'D)
 BLANK= (UB OR UG PLATING)

PIN QUANTITY:
 (SEE TABLE 1)

SOLDER TAIL:
 02 = FOR .062 [1.57] THICK BOARD
 03 = FOR .094 TO .125 [2.39 TO 3.18]
 THICK BOARD

PLATING:

- RB = 30µ" [0.76µm] AVG. GOLD
 200µ" [5.08µm] MATTE TIN (RIA, E1 & C1 APPLY)
- UG = 15µ" [0.38µm] AVG. GOLD
 200µ" [5.08µm] 60:40 TIN-LEAD SOLDER TAILS
 (RIA E3 & C2 APPLY)
- UB = 30µ" [0.76µm] AVG. GOLD
 200µ" [5.08µm] 60:40 TIN LEAD SOLDER TAILS
 (RIA E3 & C2 APPLY)

DESIGN REFERENCE	NEXT ASSEMBLY	REV	ECO	ISSUE DATE AND DESCRIPTION	DRFT	CHKD
DIVISION CODES		DATE		MFG		DATE
Interconnect Solutions		AUG 11, 2014		R. SCHERER		SEP 05, 2014
DO NOT SCALE DRAWING	SCALE 4-1	TOLERANCES EXCEPT AS NOTED				
THIRD ANGLE PROJECTION		INCHES		© 3M COPYR[IGHT] 2016 This document and the information it contains are 3M property and may not be reproduced or further distributed without 3M permission, or used or disclosed other than for 3M authorized purposes. All rights reserved.		
INTERPRET PER ASME Y14.5 - 2009		MILLIMETERS		TITLE HEADER, 4-WALL, LO-PRO, .100 X .100, SMT, STRAIGHT & RA		
MAX SURFACE ROUGHNESS		INCHES		CAGE NUMBER D78-5100-0770-7 N		
SURFACES		MILLIMETERS		MODEL 2500 SERIES		
MARKED ONLY		ANGLES		REV. 3 OF 5		

78-5100-0770-7
 N
 11:10 AM UTC-05:00
 Imaged: N.1 B/5/2016

3M™ FOUR-WALL HEADER, 2500 SERIES

.100" X .100" LOW PROFILE, SURFACE MOUNT, STRAIGHT AND RIGHT ANGLE THROUGH-HOLE



SECTION C - C

TABLE 1					
PIN QTY.	DIM. "A"	DIM. "B"	POLARIZING NOTCHES	TAPE AND REEL PKG CODE	PIN QTY.
06	.588 [14.94]	.508 [12.90]	B	WD (44 MM)	06
08	.688 [17.48]	.608 [15.44]	B	WD (44 MM)	08
10	.788 [20.02]	.708 [17.98]	BC	WD (44 MM)	10
14	.988 [25.10]	.908 [23.06]	BCDE	WD (44 MM)	14
16	1.088 [27.64]	1.008 [25.60]	ABCDE	WD (44 MM)	16
20	1.288 [32.72]	1.208 [30.68]	ABCDE	WE (56 MM)	20
24	1.488 [37.80]	1.408 [35.76]	ABCDE	WE (56 MM)	24
26	1.588 [40.34]	1.508 [38.30]	ABCDE	WE (56 MM)	26
30	1.788 [45.42]	1.708 [43.38]	ABCDE	WF (72 MM)	30
34	1.988 [50.50]	1.908 [48.46]	ABCDE	WF (72 MM)	34
36	2.088 [53.04]	2.008 [51.00]	ABCDE	WG (88 MM)	36
40	2.288 [58.12]	2.208 [56.08]	ABCDE	WG (88 MM)	40
50	2.788 [70.82]	2.708 [68.78]	ABCDE	WG (88 MM)	50
60	3.288 [83.52]	3.208 [81.48]	ABCDE	WH (120 MM)	60
64	3.488 [88.60]	3.408 [86.56]	ABCDE	WH (120 MM)	64



RECOMMENDED PAD LAYOUT

ORDERING INFORMATION SURFACE MOUNT VERSION

N25XX-6VOC-XX-XX

N = HIGH TEMP BLACK (PCT) (RB PLATING REQ'D)

PIN QUANTITY: (SEE TABLE 1)

PACKAGING OPTIONS: WX = TAPE & REEL PACKAGING (SEE TABLE 1)

PLATING: RB = 30µ" [0.76µm] AVG. GOLD 200µ" [5.08µm] MATTE TIN (RIA, E1 & C1 APPLY)

DESIGN REFERENCE	NEXT ASSEMBLY	REV	ECO	ISSUE DATE AND DESCRIPTION	DRFT	CHKD
				AUG 11, 2014		
DIVISION: Interconnect Solutions		DIVISION CODE: EMSD		DATE: AUG 11, 2014		
DO NOT SCALE DRAWING		SCALE: 4/1		TOLERANCES EXCEPT AS NOTED		
THIRD ANGLE PROJECTION		INCHES: .00 ± .01, .000 ± .005, .0000 ±		MILLIMETERS: 0 ±, .0 ± .3, .00 ± .13, .000 ±		
MAX SURFACE ROUGHNESS: SURFACES MARKED ONLY		CAGE NUMBER: D78-5100-0770-7		REV. N		
		MODEL: 2500 SERIES		SHEET: 4 OF 5		

DRAWING NUMBER: 78-5100-0770-7

3M™ FOUR-WALL HEADER, 2500 SERIES
 .100" X .100" LOW PROFILE, SURFACE MOUNT, STRAIGHT AND RIGHT ANGLE THROUGH-HOLE

PART CUSTOMIZATION

THIS SPEC SHEET DETAILS OUR STANDARD OFFERING.
 3M HAS SEVERAL CAPABILITIES THAT CAN PROVIDE A PART TAILORED TO YOUR SPECIFIC NEEDS. ASK YOUR 3M SALES REPRESENTATIVE OR CUSTOMER SERVICE FOR MORE DETAILS.
 * SELECTIVE PIN REMOVAL (FOR BOARD ASSEMBLY POLARIZATION).
 * DIFFERENT PIN LENGTHS.

LOW PROFILE LATCH



PART NO.	MATERIAL	COLOR
3505-33B	NYLON	BLACK

NOTE:
 LATCHES NOT COMPATIBLE WITH REFLOW SOLDERING.
 ATTACH LATCHES AFTER SOLDERING.

POLARIZING POST



PART NO.	MATERIAL	COLOR
3201-3	PCT	BLACK

POLARIZING KEY



3M PART NO.	MATERIAL	COLOR	DIM. "A"
N3518	LCP	BLACK	.02

NOTE:
 #2216 B/A SCOTCHWELD CAN BE USED TO ADHERE KEYS.

SHORT/LONG SOCKET RETAINER CLIP



PIN QTY.	DIM. "A"
06	N/A
08	N/A
10	.81 [20.6]
14	1.02 [25.9]
16	1.12 [28.4]
20	1.32 [33.5]
24	1.52 [38.7]
26	1.63 [41.4]
30	1.83 [46.4]
34	2.03 [51.6]
36	N/A
40	2.33 [59.2]
50	2.83 [71.9]
60	3.33 [84.6]
64	3.53 [89.7]

NOTE:
 STAINLESS STEEL WITH GRAY POLYURETHANE COATING.

3505-8XXX
 CLIP HEIGHT CODE _____ PIN COUNT (SEE TABLE)
 0 = .31 [7.9] FOR SOCKETS WITHOUT STRAIN RELIEF
 1 = .53 [13.5] FOR SOCKETS WITH STRAIN RELIEF

NOTE:
 1) THE FOLLOWING RETAINER CLIPS HAVE BEEN DISCONTINUED:
 3505-8064
 3505-8124
 3505-8150

DESIGN REFERENCE	NEXT ASSEMBLY	REV	ECO	ISSUE DATE AND DESCRIPTION	DRFT	CHKD
ACROSS CODES		CASTIGLIONE		AUG 11, 2014		
DIVISION	DIVISION CODE	DATE	DATE	DATE	DATE	DATE
Interconnect Solutions	EMSD					
DO NOT SCALE DRAWING	SCALE 4/1	TOLERANCES EXCEPT AS NOTED				
THIRD ANGLE PROJECTION	INTERPRET PER ASME Y14.5 - 2009	TOLERANCES EXCEPT AS NOTED	© 3M COPYRIGHT 2016 This document and the information it contains are 3M property and may not be reproduced or further distributed without 3M permission, or used or disclosed other than for 3M authorized purposes. All rights reserved.			
MAX SURFACE ROUGHNESS	MARKED SURFACES	INCHES	TITLE HEADER, 4-WALL, LO-PRO, .100 X .100, SMT, STRAIGHT & RA			
MARKED ONLY		MILLIMETERS	CAGE NUMBER D78-5100-0770-7 N			
		ANGLES	MODEL 2500 SERIES			

78-5100-0770-7
 N
 REVISION
 11:10 AM UTC-05:00
 05/2014
 05/2014
 05/2014

Компания «Океан Электроники» предлагает заключение долгосрочных отношений при поставках импортных электронных компонентов на взаимовыгодных условиях!

Наши преимущества:

- Поставка оригинальных импортных электронных компонентов напрямую с производств Америки, Европы и Азии, а так же с крупнейших складов мира;
- Широкая линейка поставок активных и пассивных импортных электронных компонентов (более 30 млн. наименований);
- Поставка сложных, дефицитных, либо снятых с производства позиций;
- Оперативные сроки поставки под заказ (от 5 рабочих дней);
- Экспресс доставка в любую точку России;
- Помощь Конструкторского Отдела и консультации квалифицированных инженеров;
- Техническая поддержка проекта, помощь в подборе аналогов, поставка прототипов;
- Поставка электронных компонентов под контролем ВП;
- Система менеджмента качества сертифицирована по Международному стандарту ISO 9001;
- При необходимости вся продукция военного и аэрокосмического назначения проходит испытания и сертификацию в лаборатории (по согласованию с заказчиком);
- Поставка специализированных компонентов военного и аэрокосмического уровня качества (Xilinx, Altera, Analog Devices, Intersil, Interpoint, Microsemi, Actel, Aeroflex, Peregrine, VPT, Syfer, Eurofarad, Texas Instruments, MS Kennedy, Miteq, Cobham, E2V, MA-COM, Hittite, Mini-Circuits, General Dynamics и др.);

Компания «Океан Электроники» является официальным дистрибьютором и эксклюзивным представителем в России одного из крупнейших производителей разъемов военного и аэрокосмического назначения «JONHON», а так же официальным дистрибьютором и эксклюзивным представителем в России производителя высокотехнологичных и надежных решений для передачи СВЧ сигналов «FORSTAR».



JONHON

«JONHON» (основан в 1970 г.)

Разъемы специального, военного и аэрокосмического назначения:

(Применяются в военной, авиационной, аэрокосмической, морской, железнодорожной, горно- и нефтедобывающей отраслях промышленности)

«FORSTAR» (основан в 1998 г.)

ВЧ соединители, коаксиальные кабели,
кабельные сборки и микроволновые компоненты:

(Применяются в телекоммуникациях гражданского и специального назначения, в средствах связи, РЛС, а так же военной, авиационной и аэрокосмической отраслях промышленности).



Телефон: 8 (812) 309-75-97 (многоканальный)

Факс: 8 (812) 320-03-32

Электронная почта: ocean@oceanchips.ru

Web: <http://oceanchips.ru/>

Адрес: 198099, г. Санкт-Петербург, ул. Калинина, д. 2, корп. 4, лит. А